

MINI-SATELLITE WAGERING FACILITIES DESIGN SCENARIOS


Instructions to Architect

Renderings

Floor Plans

PREPARED BY:

CALIFORNIA AUTHORITY OF RACING FAIRS
CHRISTOPHER KORBY, EXECUTIVE DIRECTOR



MINI-SATELLITE WAGERING FACILITIES
DESIGN SCENARIOS
Initial Considerations and Instructions to Architect

CLIENT: CALIFORNIA AUTHORITY OF RACING FAIRS

225 SQUARE FEET (15' X 15')

Two (2) totalisator terminals with 6' X 8' secure Money/Tote Room. Installation is designed to be fully self-service, but may require parimutuel clerk/attendant. Money/Tote Room contains wall-mounted electronic equipment rack, telecom/tote interface lockable cabinet/cupboards and money safe. Ventilation of Money/Tote Room must be a consideration and may be accomplished with open grate (chain-link) ceiling. Eight (8) 26"-32" screens. Seating for 8-10 patrons with food and beverage service. Walk-up wagering.

500 SQUARE FEET (20' X 25')

Three (3) totalisator terminals with 6' X 8' secure Money/Tote Room. Design will provide one for parimutuel clerk/attendant. Money/Tote Room contains wall-mounted electronic equipment rack, telecom/tote interface lockable cabinet/cupboards and money safe. Ventilation of Money/Tote Room must be a consideration and may be accomplished with open grate (chain-link) ceiling. Ten (10) 32" screens. Seating for 20-25 patrons with food and beverage service. Walk-up wagering.

1050 SQUARE FEET (30' X 35')

Four (4) totalisator terminals with 6' X 8' secure Money/Tote Room. Money/Tote Room contains wall-mounted electronic equipment rack, telecom/tote interface lockable cabinet/cupboards and money safe. Ventilation of Money/Tote Room must be a consideration and may be accomplished with open grate (chain-link) ceiling. Design will provide for one parimutuel clerk/attendant. Twelve (12) 32"-42" screens. Seating for 50+ patrons with food and beverage service. Walk-up wagering.

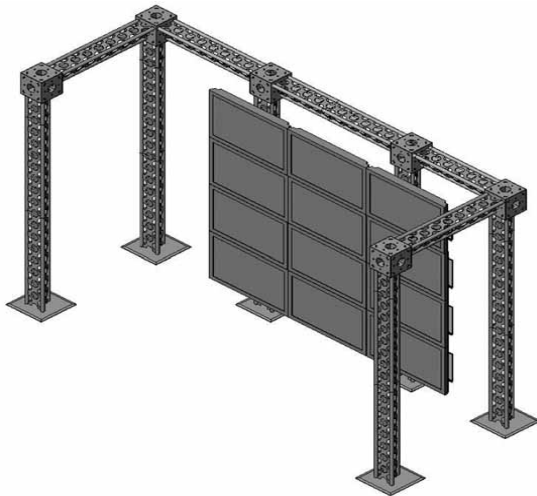
MINI-SATELLITE WAGERING FACILITIES

DESIGN SCENARIOS

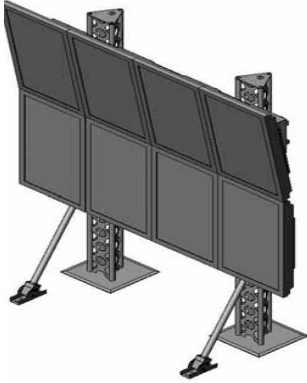
ADDITIONAL NOTES

Lucasey Mfg. has line of display mounting equipment that may be helpful. Here's a link to their web site: <http://www.lucasey.com/>

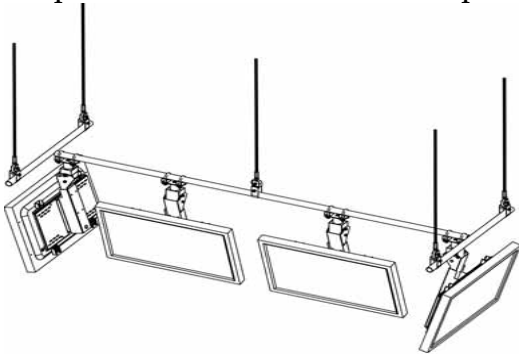
The Maxum truss system, designed for trade shows, may be something to consider for initial pilot installations in which we may wish to be able to install and remove the equipment without significantly altering the existing facility. The traditional trade-show configuration, shown in the catalog on Page 18, could actually create a securable space "behind the line" for the larger mini-SWF design scenarios. See below. Adding laminate "walls" could enhance the finished appearance, if appropriate, desirable and within the budget considerations. Note that in our application, the screens must be mounted higher than shown.



A single-plane version of the truss system, also shown on Page 18 of the Lucasey catalog, could be mounted with the braces shown and/or secured to a wall to provide a wall display of video screens behind the parimutuel terminals. Here too, the screens must be mounted higher. I like the inclined plane shown on the top tier of displays.




Suspended mounts are also an option:




Here's a link to the catalog: http://www.lucasey.com/PDF/AV_catalog.pdf


We could also accomplish some of these design considerations mounting screens directly on a wall, but that would require certain alterations of the existing facility.



ENTRANCE - INTERIOR - TYPE I - 8-10 PATRONS
FKG-A. 3/24/09




INTERIOR - TYPE II - 25 PATRONS
FIG A. 3/24/09

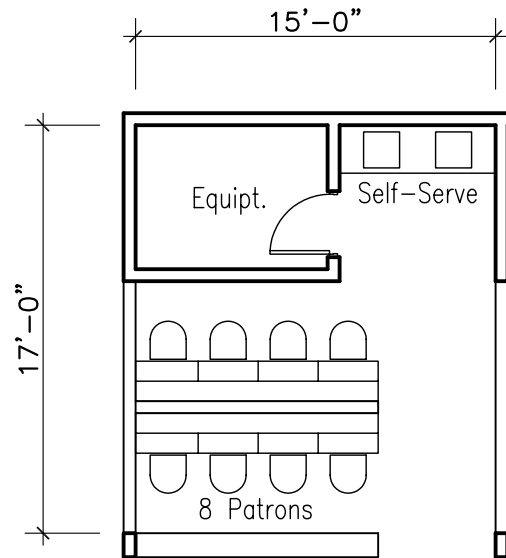


ARTS SATELLITE WAGERING

ENTRANCE • TYPE III - 50+ PATRONS
FKG - A 3/24/09



INTERIOR - TYPE III - 50+ PATRONS
FKG - A . 3/24/09.



TYPE I (10-12 PATRONS)- SCHEME A

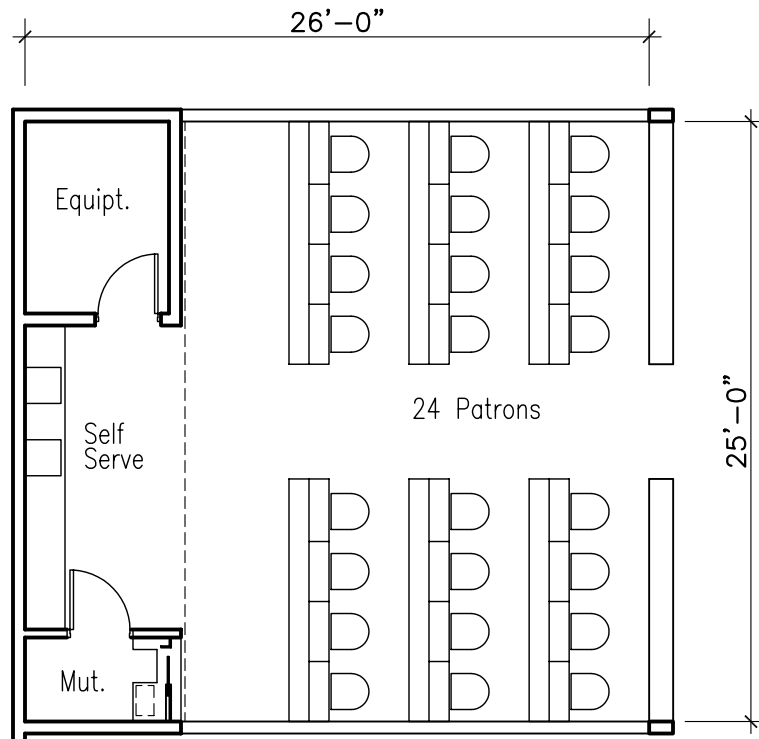
DESCRIPTION:

SIZE: 15' X 17'

TOTALISATOR TERMINALS: (2) SELF SERVED

TV MONITORS: (8) 26"-32" SCREENS

MONEY/ TOTE ROOM: (1) 6' X 8' W/ EQUIPT. RACK &
MONEY SAFE



TYPE II (20-25 PATRONS)- SCHEME B

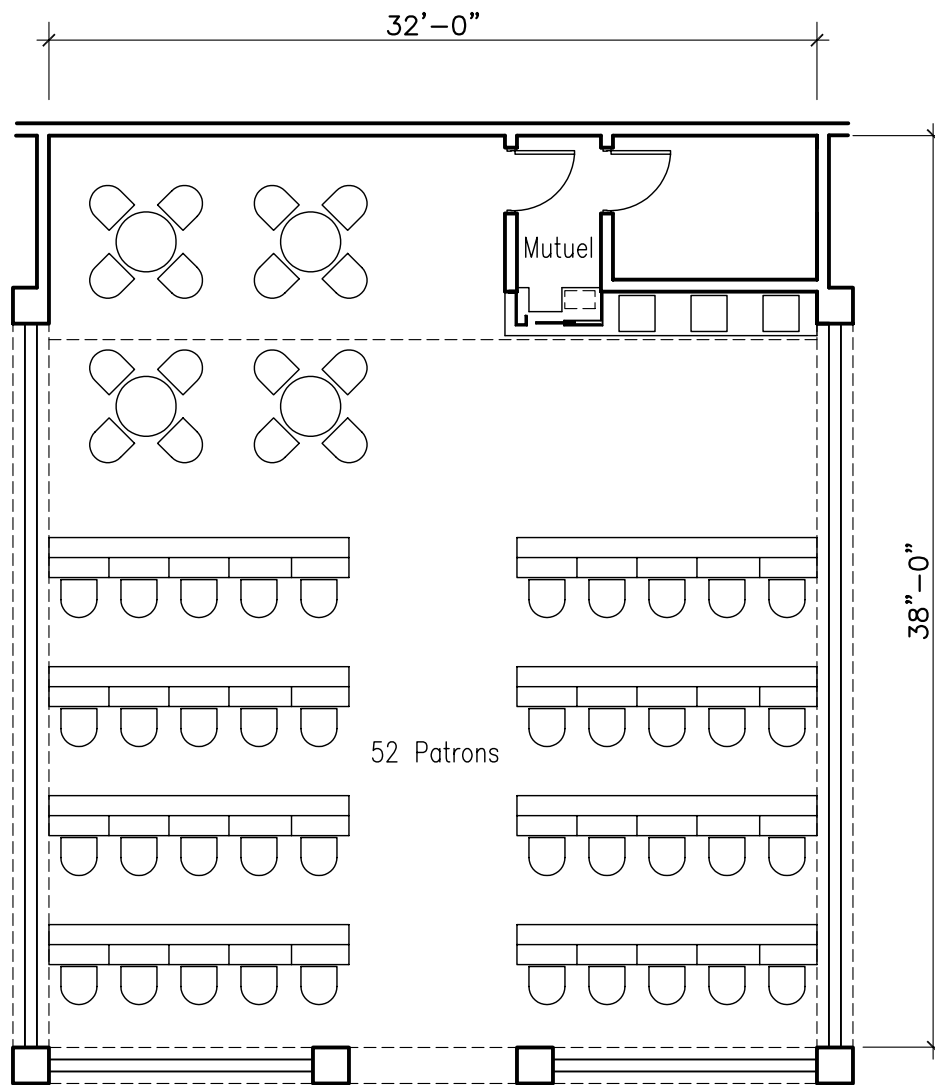
DESCRIPTION:

SIZE: 25' X 25'

TOTALISATOR TERMINALS: (1) MANNED, (2) SELF SERVED

TV MONITORS: (10) 32" SCREENS

MONEY/ TOTE ROOM: (1) 6' X 8' W/ EQUIPT. RACK &
MONEY SAFE



TYPE III (50+ PATRONS)– SCHEME B

DESCRIPTION:

SIZE: 32' X 38"

TOTALISATOR TERMINALS: (1) MANNED, (3) SELF SERVED

TV MONITORS: (12) 32"-42" SCREENS

MONEY/ TOTE ROOM: (1) 6' X 8' W/ EQUIPT. RACK &

MONEY SAFE