



a California joint powers agency

1776 Tribute Road, Suite 205
Sacramento, CA 95815
Office: 916.927.7223 Fax: 916.263.3341
www.calfairs.com

**AGENDA
CALIFORNIA AUTHORITY OF RACING FAIRS
LIVE RACING COMMITTEE MEETING
JOHN ALKIRE, CHAIR
11:00 A.M., TUESDAY, MARCH 2, 2010
VIA TELECONFERENCE**

Notice is hereby given that a teleconference meeting of the Live Racing Committee will commence at 11:00 A.M., Tuesday, March 2, 2010. The meeting will be held at CARF Conference Room located at 1776 Tribute Road, Sacramento, California 95815. Committee members may participate by teleconference or in person at the meeting location.

AGENDA

- I. Date, time and location of next meeting.
- II. Approval of minutes.
- III. Discussion and action, if any, on legislative matters.
- IV. Report, update and action, if any, on matters related to consolidation of racing dates and payment of replacement revenues to Fairs that reduce or discontinue their involvement in live racing.
- V. Report, discussion and action, if any, on planning for the 2010 Fair racing circuit.
- VI. Update on Recruitment Program in 2010.
- VII. Discussion and action, if any, on management of emerging breed purses.
- VIII. Presentation of Ten-year Report on CARF management services, contract administration, parimutual distributions and project funding.
- IX. Executive Director's Report.



a California joint powers agency

1776 Tribute Road, Suite 205
Sacramento, CA 95815
Office: 916.927.7223 Fax: 916.263.3341
www.calfairs.com

NOTICE
CALIFORNIA AUTHORITY OF RACING FAIRS
LIVE RACING COMMITTEE MEETING
JOHN ALKIRE, CHAIR
11:00 A.M., TUESDAY, MARCH 2, 2010
VIA TELECONFERENCE

Notice is hereby given that a teleconference meeting of the Live Racing Committee will commence at 11:00 A.M., Tuesday, March 2, 2010. The meeting will be held at the CARF Conference Room located at 1776 Tribute Road, Sacramento, California 95815.

CARF Live Racing Committee Meeting
Toll Free Dial In Number: (800) 791-2345
Participant Code: 62745 #

The Public and members of the Live Racing Committee may participate from the following locations:

Alameda County Fair
4501 Pleasanton Ave.
Pleasanton, CA 94566

Humboldt County Fair
1250 5th Street
Ferndale, CA 95536

Solano County Fair
900 Fairgrounds Drive
Vallejo, CA 94589

The Big Fresno Fair
1121 S. Chance Avenue
Fresno, CA 93702

San Joaquin Fair
1658 S. Airport Way
Stockton, CA 95206

Sonoma County Fair
1350 Bennett Valley Road
Santa Rosa, CA 95404

California State Fair
1600 Exposition Blvd.
Sacramento, CA 95815

San Mateo County Fair
2495 South Delaware Street
San Mateo, CA 94403

CALIFORNIA AUTHORITY OF RACING FAIRS
Live Racing Committee
Tuesday, February 2, 2010

MINUTES

A meeting of the California Authority of Racing Fairs Board of Directors was held at 11:00 A.M., Tuesday, February 2, 2010. The meeting was conducted at the Sacramento offices of Kahn, Soares & Conway located at 1415 L Street, Suite 400, Sacramento, CA, 95814.

CARF Live Racing Committee members attending: John Alkire, Norb Bartosik, Debbie Cook, Mike Paluszak, Tawny Tesconi and Stuart Titus. Joining by conference call: Chris Carpenter.

Staff and Guests attending: Christopher Korby, Larry Swartzlander, Heather Haviland, Tom Doutrich, Amelia White, Mike Treacy, Dave Elliott and Richard Lewis. Joining by conference call: Cindy Olsen and Kate Pharris.

Agenda Item 1 – Date and Time of Next Meeting. The next CARF Board & Live Racing Committee meetings will be held Tuesday, March 2, 2010 in Sacramento, location and time to be determined.

Agenda Item 2 – Approval of Minutes. Mr. Paluszak requested clarification concerning the accuracy second page, sixth paragraph, referencing the Consolidation of Racing Dates and Replacement Revenues for Solano County Fair document as “a global answer to Fairs discontinuing live racing.” Mr. Korby clarified that the concept and framework were intended to be global solutions, but that the document being referenced was specific to Solano County Fair.

Mr. Paluszak moved to approve the meeting minutes as presented. Mr. Bartosik seconded, unanimously approved.

Agenda Item 3 – Discussion and Action, if any, on Legislative Matters. [From CARF Board Meeting]. Mr. Brown reported that the deadline to submit bill language to legislative counsel was Jan. 30, 2010. CARF submitted AB 735 (Hill), a proposed increase of takeout to increase satellite commissions, as a spot bill.

Mr. Brown reported that racing lobbyists and industry principals met recently to outline the legislative agenda for horse racing in 2010. The main topic of conversation was the legalization of Internet poker. An upcoming informational hearing before the Senate G.O. Committee will focus on Internet poker and Craig Fravel, President of Del Mar Thoroughbred Club, will testify on the behalf of the racing industry requesting compensation for tracks and satellites in the event that

Internet gaming is expanded beyond the existing ADW platform. Internet poker also brought back conversations regarding instant racing. The Tribal Gaming Association and tribal casinos are not in support of Internet poker or instant racing.

Mr. Brown expects 2010 racing legislation to include a bill to increase the cap on imported races, TOC efforts to eliminate or reduce the 20-mile radius as well as language from private tracks to retain the existing protection for race tracks and live racing Fairs, while reducing the radius protection for satellites. The TOC is currently not in support of maintaining the 20-mile radius for tracks or satellites.

Mr. Brown reported that the deadline for submitting legislation is Feb. 19, 2010 and he will have a full report of bills involving racing for the March CARF Board meeting.

Agenda Item 4 – Report on Planning and Discussion with TOC Board Committees and with California Horse Racing Alliance. Mr. Korby reported that the California Horse Racing Alliance, an organization formed by the industry to mediate racing legislation, has started meeting again with regularity. Industry principals have been hesitant to discuss the transitions facing California horse racing while Bay Meadows Land Company retains an active presence with Hollywood Park and MAGNA works its way through the bankruptcy process. Mr. Korby provided the Alliance with documentation outlining the legislative program adopted by the CARF Board in June 2009, including an increase in takeout to benefit purses, breeders, satellites and the funding of capital improvements.

Mr. Korby reported that MAGNA Entertainment Corp. has filed a reorganization plan that will implement a settlement allowing the company to retain Santa Anita, Golden Gate Fields and Gulfstream Park in Florida, while selling the remaining properties to pay unsecured creditors.

Mr. Korby stated that he met with a TOC sub-committee on Jan. 13, 2010 at Santa Anita. The sub-committee, which makes recommendations to the TOC Board, was interested in the operation of Fair satellite wagering facilities, mini-satellites and the 20-mile radius. The group had little initial knowledge of the existing satellite network and held the opinion that Fair satellites are hindering industry growth. Mr. Korby reported that overall, the meeting was positive, with members openly expressing their concerns and freely engaging in discussions. By the end of the meeting the group seemed to understand that the implementation of mini-satellites faced challenges other than the 20-mile radius and that the existing satellite network was generating \$24 million to purses annually.

Mr. Korby stated that he wishes to increase participation with horsemen's groups, specifically the TOC Northern California committee and the California Thoroughbred Trainers

(CTT), whose Board was recently reorganized and is currently conducting a nation-wide search for a new executive director.

Agenda Item 5 – Report and Update on Discussions Regarding Replacement Revenues to Fairs that Reduce or End Their Involvement in Live Racing. Mr. Korby reported that the CARF sub-committee tasked with creating the “Consolidation of Racing Dates and Replacement Revenues for Solano County Fair” agreement was still negotiating the details of the document.

Ms. Cook stated that she understood from the December meeting that the agreement needed minor modifications and would be brought back to the Live Racing Committee in February for evaluation and action. Ms. Cook stated that the San Joaquin Fair Board was very concerned regarding the status of the agreement and was unhappy that a signed agreement was not in place when the Fair agreed to accept five days of racing in 2010, specifically in light of the CHRB’s recent allocation to Ferndale. Ms. Cook expressed her concern about progress on the agreement.

Ms. Cook stated that she was under the impression that the agreement reached with Solano County Fair would apply to any Fair that decided to reduce or discontinue live racing, specifically San Joaquin County Fair. Ms. Cook pointed out that the minutes specifically state that the document was “intended to be a global answer for Fair discontinuing live racing.”

Ms. Tesconi added that language was included in the Solano County Fair agreement that specifically stated the terms of the agreement applied exclusively to the Solano County Fair.

Mr. Korby responded that in its deliberations to date the sub-committee had discussed replacement revenues with respect to Solano County Fair, noting that the CHRB had not allocated racing dates for 2010 until mid-January. Now that the racing calendar has been determined for 2010 and the CHRB has allocated one week to San Joaquin County, Mr. Korby recommended that Ms. Cook, representing Stockton, join in the sub-committee discussions and that the discussions expand to include replacement revenue for San Joaquin County Fair. Members concurred and Chairman Alkire appointed Ms. Cook to the Sub-committee.

Ms. Tesconi moved to direct staff to circulate the final draft of the Consolidation of Racing Dates and Replacement Revenues for Solano County Fair agreement to the sub-committee, including Ms. Cook, by Feb. 8, 2010 and that a Live Racing Committee meeting be called prior to Feb. 26, 2010 so that the final draft can be included in the March CARF Board meeting packet. Mr. Titus seconded, unanimously approved.

Mr. Korby added that the reduction of live racing days in 2010 will negatively affect license fees and therefore the monies available from F&E for payment of replacement revenues to Fairs which reduce or discontinue live racing.

Agenda Item 6 – Report, Discussion and Action, if any, on Planning for the 2010 Fair Racing Circuit. Mr. Korby reported that staff will continue efforts to proceed with the consolidation of purses and race meets, including providing Ms. Tesconi with the documents her Board and County Board of Supervisors have requested.

Ms. Tesconi asked if the Sonoma County Fair will need a change in legislation to enable the Fair to run more than 14 continuous race days, specifically the 15 days allocated to the Fair in 2010. Mr. Korby responded that the quickest and easiest solution would be for the Sonoma County Fair to enter into a combined race meet with CARF.

Agenda Item 7 – Report, Discussion and Action, if any, on Recent Correspondence with CHRB on Fair racing dates. Mr. Korby wanted to ensure all members were aware of the written request sent by the Executive Director of the CHRB regarding Fair race dates, which included seven specific requests for various information, documents and figures. Mr. Korby included a copy of his response in the meeting packet. The response was not acknowledged by CHRB staff, nor was the response included in the January CHRB meeting packet.

Agenda Item 8 – Report, Discussion and Action, if any, on 2009 Recruitment Program and Planning for the Recruitment Program in 2010. Mr. Korby introduced a report included in the meeting packet for the 2009 CARF Out-of-State Recruitment Program. The program achieved its most successful year to date by attracting 217 horses that made 588 starts. Average field size was significantly increased at each Fair from horses paid through the program. Mr. Swartzlander reported that a reception is scheduled in both Arizona and Oregon for 2010. Mr. Doutrich added that out-of-state recruitment will be crucial this year based on reports of the current horse population.

Agenda Item 9 – Report, Discussion and Action, if any, on Management of Emerging Breed Purses. Mr. Korby reported that in an effort to bring the Emerging Breed purse deficit to zero, staff will be looking at several options, including reducing the stakes schedule and allowing the breeds to supplement the stakes program at their discretion. Moving forward, staff would like to implement a program for earning points based on actual purses generated. The points system is utilized in other racing jurisdictions, specifically Arizona. Staff will bring a plan and blend of approaches to the Live Racing Committee for approval.

Agenda Item 10 – Executive Director’s Report. Mr. Korby reported that the California tote system provider, Scientific Games, has been purchased by the UK-based company Sportech.

Scientific Games executives have ensured staff that the change in ownership will not affect existing operations.

Respectfully submitted,
Heather Haviland

Introduced by Senator PriceFebruary 19, 2010

An act to amend Section 19605.25 of the Business and Professions Code, relating to horse racing.

LEGISLATIVE COUNSEL'S DIGEST

SB 1439, as introduced, Price. Horse racing: minisatellite wagering facilities.

Existing law authorizes the California Horse Racing Board to approve an additional 15 minisatellite wagering sites in each zone under certain conditions, including that no site is within 20 miles of a racetrack, a satellite wagering facility, or a tribal casino that has a satellite wagering facility. Existing law provides that if the proposed facility is within 20 miles of one of the above-referenced satellite facilities, then the consent of each facility within a 20-mile radius must be given before the proposed facility may be approved by the board. Existing law requires the written consent of the San Mateo County Fair be obtained prior to the approval of any minisatellite wagering site located within a 20-mile radius of its fairground.

This bill would provide that the requirement that the approval of a racetrack, satellite wagering facility, tribal casino that has a satellite wagering facility, or fair be obtained if the proposed minisatellite wagering facility is within 20 miles shall only apply to those facilities that are operated by racetracks or fairs that actually conduct 7 weeks or more of live racing in the preceding year. The bill would authorize the board, if a satellite wagering facility or tribal casino does not consent to a minisatellite wagering facility being situated within 20 miles, to conduct a one-year test at the proposed site in order to determine its impact on total parimutuel revenues and on attendance and wagering

at existing satellite wagering facilities. The bill would authorize a certain impact fee, as provided.

This bill would specify how mileages are to be measured for purposes of the above provisions.

This bill would make clarifying and other technical changes.

Vote: majority. Appropriation: no. Fiscal committee: yes. State-mandated local program: no.

The people of the State of California do enact as follows:

1 SECTION 1. Section 19605.25 of the Business and Professions
2 Code is amended to read:

3 19605.25. (a) ~~The California Horse Racing Board~~ *board* may
4 approve an additional 15 minisatellite wagering sites in each zone,
5 if all of the following conditions are met:

6 (1) No site is within 20 miles of a racetrack, a satellite wagering
7 facility, or a tribal casino that has a satellite wagering facility. If
8 the proposed *minisatellite wagering* facility is within 20 miles of
9 one of the above-referenced ~~satellite~~ facilities, then the consent of
10 each *such* facility within ~~a 20-mile radius~~ *20 miles* must be given
11 before the proposed *minisatellite wagering* facility may be
12 approved by the board.

13 (2) An agreement in accordance with subdivision (a) of Section
14 19605.3 has been executed and approved by the board. In addition
15 to the requirements set forth in that provision, the agreement shall
16 specify which components of its racing program, including live,
17 out-of-zone, out-of-state, and out-of-country races, an association
18 or fair will make available to the site. The terms and ~~condition~~
19 *conditions* of the agreement, including all fees payable pursuant
20 to paragraph (3) of that provision, a portion of which may be paid
21 to horsemen in the form of purses, shall be subject to the approval
22 of the horsemen’s organization responsible for negotiating purse
23 agreements with the association or fair.

24 (3) The site is approved by the board.

25 (4) The wagers are accepted in an area that is accessible only
26 to those who are at least 21 years of age.

27 (5) The board has approved the accommodation, equipment
28 used in conducting wagering at the site, communications system,
29 technology, and method used by the site to accept wagers and
30 transmit odds, results, and other data related to wagering.

- 1 (b) Parimutuel clerks shall be available to service the self-service
2 tote machines at these locations, and to cash wagering vouchers
3 on a regularly scheduled basis.
- 4 (c) Until January 1, 2013, if the proposed minisatellite wagering
5 site is in the northern zone in a fair district where the fair has
6 operated a satellite wagering facility for the previous five years,
7 the approval of the fair must be obtained even if the proposed
8 location is more than 20 miles from the existing satellite wagering
9 facility operated by the fair.
- 10 (d) For purposes of commissions, deductions, and distribution
11 of handle, wagers placed at minisatellite sites shall be treated as
12 if they were placed at satellite wagering facilities authorized under
13 Section 19605, 19605.1, or 19605.2. Section 19608.4 shall apply
14 to minisatellite wagering facilities.
- 15 (e) The written consent of the San Mateo County Fair shall be
16 obtained prior to the approval of any minisatellite wagering site
17 located within ~~a 20-mile radius~~ 20 miles of its fairground.
- 18 (f) Minisatellite wagering facilities created pursuant to this
19 section are not eligible for satellite wagering commission
20 distributions pursuant to Section 19604.
- 21 (g) The board shall adopt emergency regulations to implement
22 these new facilities on or before April 1, 2008. The board, in
23 adopting these regulations, shall minimize the expense to both the
24 operator of the minisatellite facility and the host racetrack.
- 25 (h) If there are more than 15 applications for minisatellite
26 wagering facilities in any zone, the board shall determine which
27 facilities will generate the largest handle, and give priority to the
28 approval of those facilities. The board shall license a minisatellite
29 facility for two years, and then review the operation and the size
30 of the handle, and determine if it is in the best interest of horse
31 racing to relicense the facility or, in the alternative, license another
32 minisatellite facility that might generate a greater handle.
- 33 (i) Except as may be provided in the agreement required
34 pursuant to paragraph (2) of subdivision (a), no association or fair
35 shall be required to make all or part of its racing program available
36 to a minisatellite wagering facility. Notwithstanding subdivision
37 (e) of Section 19608.2, all costs incurred by the organization
38 executing that agreement in excess of the amounts distributable
39 to the organization from wagers placed at the site on that racing
40 program, shall be borne by the minisatellite wagering facility.

1 *(j) Notwithstanding subdivisions (a) and (e), the requirement*
2 *that the approval of a racetrack, satellite wagering facility, tribal*
3 *casino that has a satellite wagering facility, or fair be obtained if*
4 *the proposed minisatellite wagering facility is within 20 miles shall*
5 *only apply to those facilities that are operated by racetracks or*
6 *fairs that actually conduct seven weeks or more of live racing in*
7 *the preceding year. If a satellite wagering facility, or tribal casino*
8 *that has a satellite wagering facility, does not consent to a*
9 *minisatellite wagering facility being situated within 20 miles, the*
10 *board may conduct a one-year test at the proposed site in order*
11 *to determine the impact of the proposed minisatellite wagering*
12 *facility on total parimutuel revenues, and on the attendance and*
13 *wagering at existing satellite wagering facilities. During the*
14 *one-year study, the operator of the minisatellite wagering facility*
15 *and the satellite wagering facility operated by a fair or a tribal*
16 *casino may enter into an agreement providing for the payment of*
17 *an impact fee. If there is no agreement within that year, the board*
18 *may hear testimony from both parties and impose an impact fee*
19 *based on the results of the one-year test study. A decision of the*
20 *board regarding a proposed site may cover the period of time*
21 *during which the test is to be conducted, as well as apply to the*
22 *operation of the minisatellite wagering facility if it continues to*
23 *operate beyond one year.*

24 *(k) For purposes of this section, mileages shall be measured*
25 *property line to property line by the shortest publicly accessible*
26 *driving route.*

Christopher Korby

From: "Louie Brown" <lbrown@ksacsacramento.com>
To: "Rick Pickering" <Rick@AlamedaCountyFair.com>; "Christopher Korby" <korby@calfairs.net>; "Alkire, John" <jalkire@fresnofair.com>; "Norb Bartosik" <nbartosik@calexpo.com>; "Kelly Violini" <kelly@montereycountyfair.com>; "Dan Jacobs" <jacobs@avfair.com>; "agnifili, vince" <vince@socalfair.com>; "Mike Paluszak" <mpaluszak@scfair.org>
Sent: February 22, 2010 2:04 PM
Attach: sb_1439_bill_20100219_introduced.pdf
Subject: RE: Reducing the 20 mile radius to 15 miles

Attached is the bill as introduced. It is my recommendation we oppose this measure because it creates winners and losers within our own membership. It would seem to me that if the Legislature wants to address the 20 mile radius then they should either amend it for all or eliminate it for all. In the North, we would eliminate the protection around San Mateo but protect Bay Meadows. In the south, we sacrifice satellite fairs but create no opportunity to establish mini-satellites in the heart of Los Angeles around Hollywood and Santa Anita. How does this make sense?



Louie A. Brown, Jr.
 Attorney at Law
 Kahn, Soares & Conway, LLP
 1415 L Street, Suite 400
 Sacramento, California 95814
 916-448-3826
 916-233-9602 (cell)
www.ksclawyers.com

CONFIDENTIALITY NOTICE: This transmission including any attachment is confidential and may be legally privileged. If you are not the intended recipient, or their agent, you are hereby notified that reading, disclosing, copying, distributing or using any information contained in this transmission is strictly prohibited. If you received this transmission in error, please immediately notify us by email or by telephone at (916)448-3826 and destroy the transmission. Thank you for your assistance.

From: Rick Pickering [mailto:Rick@AlamedaCountyFair.com]
Sent: Monday, February 22, 2010 11:13 AM
To: Christopher Korby; Alkire, John; Norb Bartosik; Kelly Violini; Dan Jacobs; agnifili, vince; Mike Paluszak
Cc: Louie Brown
Subject: Reducing the 20 mile radius to 15 miles

Since we all knew this was coming, have we been collecting our thoughts on opposition, support, &/or modifications to this proposal?

02/25/2010

From: Christopher Korby [mailto:korby@calfairs.net]
Sent: Monday, February 22, 2010 6:58 AM
To: Alkire, John; Rick Pickering; Norb Bartosik; Kelly Violini; Dan Jacobs; agnifili, vince; Mike Paluszak
Cc: Louie Brown
Subject: CHRB Discussion Regarding Satellite Wagering Network

California's satellite wagering network was the subject of discussion at Friday's CHRB meeting. Here are several reports.

BloodHorse Magazine

Words of Warning for California Satellites

<http://www.bloodhorse.com/horse-racing/articles/55488/words-of-warning-for-california-satellites>

Daily Racing Form article is attached as .pdf.

I'm also attaching the first draft we have received of language modifying the 20-mile radius protection around existing satellites and race tracks. Please see attached .pdf, which is a scanned fax. This will be on the agenda for discussion at our next Board meeting.

Best regards,
--Chris

Christopher Korby
Executive Director
California Authority of Racing Fairs
916-263-3348

California Fairs' Satellite Network



Artist Rendering of the Alameda County Fair Satellite Wagering Facility in Pleasanton, CA

- **Map of Satellite Network Locations**
- **Facility Descriptions**
- **Pari-Mutuel Handle and Distributions
2007 - 2008 - 2009**

Presented by: Christopher Korby, Executive Director
California Authority of Racing Fairs
February 2010



Fair Satellite Wagering Facilities



LIVE RACING FAIRS




1. Alameda County Fair, Pleasanton
2. California State Fair, Sacramento
3. Fresno District Fair, Fresno
4. Humboldt County Fair, Ferndale
5. Los Angeles County Fair, Pomona
6. San Joaquin Fair, Stockton
7. Solano County Fair, Vallejo
8. Sonoma County Fair, Santa Rosa

SIMULCAST-ONLY FACILITIES

10. Antelope Valley Fair, Lancaster
11. Desert Expo Centre, Indio
12. San Mateo County Fair, San Mateo
13. Fresno Club One, Fresno
14. Kern County Fair, Bakersfield
15. Lake Perris Sports Pavilion, Perris
16. Monterey County Fair, Monterey
17. National Orange Show, San Bernardino
18. San Bernardino County Fair, Victorville
19. Santa Barbara County Fair, Santa Maria
20. Santa Clara County Fair, San Jose
21. Shasta District Fair, Anderson
22. Stanislaus County Fair, Turlock
23. Surfside Race Place, Del Mar
24. Ventura County Fair, Ventura
25. 24th District Agricultural Assn., Tulare



California Fairs Satellite Network

Location	Fair/Regional Description	Table/ Carrel Seating	 Food Service					 Vehicle Parking	 Viewing Displays			
			Restaurant	Deli	Grill	Catering	Beverages & Full Bar		Television	Big Screen TV's	Jumbo Screen TV's	Carrel tabletop TV's
Anderson	Shasta District Fair	240		✓	✓	✓	✓	505	12	5		
Bakersfield	Kern County Fair	600		✓		✓	✓	Unlimited	26	12	2	
Del Mar	San Diego County Fair	3,500	✓	✓		✓	✓	12,000	425	40	4	
San Mateo	San Mateo County Fair	900		✓	✓	✓	✓	Unlimited	175	10	16	
Fresno	Big Fresno Fair	600		✓	✓	✓	✓	3,000	13	16	6	
Indio	Riverside County Fair	500		✓	✓	✓	✓	400	50	10		
Lancaster	Antelope Valley Fair	450		✓	✓	✓	✓	400	60		6	120
Monterey	Monterey California Fair	332		✓	✓	✓	✓	235	18	4		8
Perris	Southern California Fair	350		✓		✓	✓	250	65	6		54
Pleasanton	Alameda County Fair	800	✓	✓	✓	✓	✓	1,500	95		10	60
Pomona	Los Angeles County Fair	1,000	✓			✓	✓	45,000	65	8		147
Sacramento	Cal Expo & State Fair	950	✓	✓	✓	✓	✓	10,140	105		15	90
San Bernardino	National Orange Show	1,400	✓	✓		✓	✓	1,500	175		14	42
San Jose	Santa Clara County Fair	132		✓		✓	✓	475	20	10		
Santa Maria	Santa Barbara County Fair	250		✓	✓	✓	✓	565	42	14		
Santa Rosa	Sonoma County Fair	600	✓	✓	✓	✓	✓	1,000	90		8	20
Stockton	San Joaquin Fair	500		✓	✓	✓	✓	750	120	14	10	
Tulare	Tulare County Fair	300		✓	✓	✓	✓	1,000	14	6		
Turlock	Stanislaus County Fair	200		✓	✓	✓	✓	1,000	12	6	6	
Vallejo	Solano County Fair	250		✓	✓	✓	✓	250	40	16		
Ventura	Ventura County Fair	600		✓	✓	✓	✓	1,700	165		14	26
Victorville	San Bernardino County Fair	350		✓	✓	✓	✓	350	26	8		

PARI-MUTUEL DISTRIBUTIONS REPORT FOR SATELLITE FACILITIES LOCATED AT CALIFORNIA FAIRS 2007

CHRIMS Detailed Distribution Report

Date Range: 01/01/2007 - 12/31/2007 Race Type: All Races
Report By: Location Location Types: Fairs

Hosts: All Hosts
Breed: Thoroughbreds

Locations: All Locations
On/Off: Off Track

Tracks: All Tracks

Location	Handle	License	City & County Tax	N/SCOTWinc Exp. Fund	UC Davis Equine Research	Satellite Location	Van/Stable Fund	Work Comp	CMC Promotion	Track Commission	Purses	Owners	Breeders/Sires	To Out of State Tracks	Total Distributions	Attendance
Anderson	2,750,947	33,367	8,925	86,007	2,751	54,089	31,044	5,432	10,823	137,686	137,043	1,889	14,268	37,026	560,350	8,314
Bakersfield	8,115,501	96,943	26,490	262,463	8,116	160,545	90,102	17,478	32,301	404,587	403,115	5,485	42,222	91,909	1,641,756	35,953
Eureka	1,912,128	23,464	6,214	54,700	1,912	37,660	21,644	3,622	7,533	94,600	93,998	1,317	10,016	28,912	385,591	4,296
Ferndale	189,898	1,473	627	11,394	190	3,798	2,183	477	760	7,352	7,221	133	912	1,235	37,753	
Fresno	9,396,103	110,259	30,561	294,590	9,397	185,219	104,735	19,048	37,197	460,730	458,608	6,376	48,689	120,796	1,886,205	34,259
Fresno Club One	4,243,999	51,297	13,921	137,311	4,244	84,371	47,595	8,914	16,954	211,248	210,377	2,897	22,204	50,917	862,251	6,151
Lake Perris	20,259,128	411,188	66,260	544,813	20,260	401,577	208,504	46,521	80,724	971,238	959,537	13,769	107,691	193,628	4,025,711	84,566
Lancaster	17,813,777	358,938	58,332	477,872	17,814	353,530	183,353	39,132	71,085	865,841	855,653	12,108	94,837	186,874	3,575,369	84,322
Monterey	11,426,532	136,454	37,351	383,005	11,427	226,366	127,433	19,873	45,510	537,475	534,484	7,757	59,340	166,601	2,293,076	32,408
Pleasanton	45,986,863	555,862	150,344	1,441,641	45,987	911,174	514,856	93,935	183,023	2,264,569	2,261,695	31,339	240,483	533,480	9,228,390	140,711
Pomona	58,957,780	1,205,037	193,286	1,499,580	58,958	1,171,429	610,169	137,098	235,294	2,913,085	2,877,855	40,294	315,681	582,053	11,839,820	171,176
Sacramento	35,104,301	420,425	114,630	1,165,178	35,105	694,725	387,202	69,641	140,011	1,685,499	1,683,687	23,569	182,255	434,082	7,036,009	125,792
San Bernardino	36,067,703	725,335	118,105	973,246	36,069	715,790	370,843	84,051	143,963	1,757,708	1,737,264	24,490	191,918	361,742	7,240,524	157,752
San Jose	40,281,500	478,739	132,112	1,304,829	40,282	800,677	450,233	78,467	161,019	1,977,486	1,972,195	27,405	210,697	515,487	8,149,628	123,033
Santa Barbara	9,078,634	182,417	29,688	241,760	9,079	179,924	94,402	19,285	36,075	438,374	432,616	6,234	48,290	110,421	1,828,566	24,381
Santa Maria	6,896,280	140,752	22,511	182,327	6,897	136,432	71,483	14,176	27,364	326,697	322,390	4,721	36,635	74,716	1,367,099	22,826
Santa Rosa	14,772,858	178,976	48,077	443,228	14,774	291,375	164,411	31,350	58,547	734,518	733,633	10,008	77,175	179,845	2,965,917	65,460
Shalimar (Indio)	9,470,832	192,624	30,853	247,260	9,471	186,990	98,236	24,202	37,480	474,710	468,657	6,487	50,256	98,891	1,926,117	33,799
Stockton	21,543,607	260,535	70,500	673,007	21,544	427,275	240,130	45,271	85,938	1,080,241	1,078,732	14,617	112,818	252,538	4,363,144	92,298
Surfside Race Place	71,343,324	1,444,245	232,179	1,883,133	71,344	1,407,147	738,292	163,599	282,136	3,371,519	3,326,319	48,755	377,801	781,019	14,127,487	228,136
Tulare	4,268,785	51,459	13,924	138,255	4,269	84,389	48,262	7,828	16,900	200,523	199,608	2,938	22,189	55,848	846,392	19,995
Turlock	9,831,525	118,310	32,160	309,961	9,832	194,910	111,557	17,774	39,027	491,106	488,720	6,790	51,423	137,189	2,008,759	35,236
Vallejo	17,493,465	210,216	57,308	560,003	17,494	347,320	194,794	38,704	69,892	884,616	881,735	11,857	91,490	211,173	3,576,601	77,277
Ventura	33,830,173	675,438	110,571	903,719	33,831	670,130	350,353	77,645	134,480	1,672,093	1,651,252	23,137	179,803	374,069	6,856,521	94,842
Victorville	10,669,615	214,435	34,955	290,212	10,670	211,845	109,447	24,249	42,636	517,262	511,394	7,228	56,763	106,215	2,137,310	55,954
(Total: 25 records)	501,705,256	8,278,187	1,639,885	14,509,495	501,719	9,938,685	5,371,264	1,087,771	1,996,675	24,480,763	24,287,787	341,599	2,645,855	5,686,664	100,766,348	1,758,937

\$14.5 Million
NCOTWinc. & SCOTWinc.
Expense Fund

\$24.5 Million
Track Commissions

\$24.3 Million
to Purses

\$2.6 Million
Breeders & Sires
Programs

\$100.8 Million
in Total Industry
Distributions

In 2007, 1,758,937 patrons visited Fair Satellite Wagering Facilities and bet \$501.7 million, contributing \$100.8 million to the CA racing industry.

PARI-MUTUEL DISTRIBUTIONS REPORT FOR SATELLITE FACILITIES LOCATED AT CALIFORNIA FAIRS 2008

CHRIMS Detailed Distribution Report

Date Range: 01/01/2008 - 12/31/2008 Race Type: All Races
Report By: Location Location Types: Fairs

Hosts: All Hosts
Breed: Thoroughbreds

Locations: All Locations
On/Off: Off Track

Tracks: All Tracks

Location	Handle	License	City & County Tax	N/SCOTW/inc Exp. Fund	UC Davis Equine Research	Satellite Location	Van/Stable Fund	Work Comp	CMC Promotion	Track Commission	Purses	Owners	Breeders/Sires	To Out of State Tracks	Total Distributions	Attendance
Anderson	2,378,571	28,930	7,740	77,237	2,379	46,912	26,936	4,534	9,387	115,728	115,237	1,639	12,328	30,968	479,956	8,189
Bakersfield	7,279,476	87,555	23,771	243,636	7,280	144,066	80,477	14,998	29,025	357,264	356,099	4,894	37,756	84,119	1,470,940	32,761
Eureka	1,878,261	23,313	6,140	57,213	1,879	37,214	21,420	2,993	7,443	88,175	88,207	1,302	9,852	28,061	373,212	3,887
Ferndale	192,524	1,531	635	11,551	193	3,850	2,212	446	770	7,439	7,306	135	924	1,453	38,447	
Fresno	8,961,003	106,501	29,233	294,494	8,961	177,168	100,146	18,116	35,589	432,548	430,451	6,092	46,385	115,028	1,800,713	31,950
Fresno Club One	2,696,150	32,189	8,855	91,234	2,697	53,669	30,008	5,920	10,811	133,158	132,816	1,824	14,053	30,849	548,081	5,493
Lake Perris	17,566,696	357,452	57,671	473,013	17,567	349,520	176,784	41,970	70,256	852,053	841,849	11,987	93,751	153,945	3,497,818	75,215
Lancaster	14,965,410	301,072	49,123	404,961	14,966	297,714	149,945	32,765	59,903	734,253	725,909	10,168	79,821	153,033	3,013,634	75,343
Monterey	10,118,537	118,687	33,130	368,091	10,119	200,787	113,059	17,991	40,372	478,663	475,632	6,877	52,131	150,050	2,065,590	30,417
Pleasanton	40,025,036	488,559	131,280	1,286,378	40,025	795,636	449,601	82,211	159,845	1,970,419	1,968,418	27,345	209,536	456,075	8,065,328	129,350
Pomona	47,778,698	973,174	157,037	1,221,634	47,779	951,738	481,214	111,757	191,261	2,387,339	2,359,255	32,672	256,421	458,799	9,630,080	151,415
Sacramento	28,538,753	343,489	93,336	940,830	28,539	565,673	314,596	57,649	114,084	1,286,742	1,285,158	19,133	148,495	353,659	5,551,384	110,890
San Bernardino	32,262,038	647,499	105,956	875,246	32,262	642,160	323,886	75,860	129,185	1,585,213	1,567,057	21,948	172,140	314,837	6,493,248	142,907
San Jose	37,217,103	446,124	122,282	1,281,388	37,217	741,104	416,150	73,854	149,118	1,812,915	1,808,126	25,311	193,758	465,383	7,572,730	124,951
San Mateo	27,204,748	319,458	89,107	889,462	27,205	540,043	305,523	55,321	108,506	1,346,232	1,342,846	18,553	141,576	313,078	5,496,911	89,266
Santa Barbara	6,718,134	135,933	21,986	178,131	6,718	133,246	68,161	14,704	26,711	326,981	322,691	4,621	35,778	78,875	1,354,534	22,386
Santa Maria	6,079,864	124,038	19,930	161,927	6,080	120,790	61,843	12,564	24,212	290,456	286,561	4,190	32,426	63,199	1,208,213	20,342
Santa Rosa	12,454,092	151,965	40,645	397,094	12,454	246,334	139,133	25,449	49,496	607,660	606,926	8,462	64,882	150,399	2,500,898	63,165
Shallmar (Indio)	7,239,549	148,349	23,712	190,146	7,240	143,706	74,019	18,485	28,793	361,790	357,080	4,993	38,621	68,965	1,465,899	28,625
Stockton	20,194,698	246,032	66,240	660,474	20,195	401,456	225,927	41,174	80,733	991,421	990,075	13,742	105,531	239,948	4,082,948	85,941
Surfside Race Place	64,078,779	1,292,925	209,956	1,695,745	64,079	1,272,459	647,542	146,130	255,144	3,062,067	3,021,268	44,080	341,761	663,916	12,717,072	196,795
Tulare	3,614,488	44,078	11,805	119,916	3,615	71,542	40,956	6,262	14,327	168,186	167,407	2,491	18,768	46,653	716,004	17,562
Turlock	9,299,765	112,868	30,459	306,790	9,300	184,602	105,722	16,838	36,964	460,337	458,310	6,431	48,476	127,097	1,904,193	32,840
Vallejo	15,856,684	191,530	52,048	522,889	15,857	315,440	176,967	33,933	63,485	796,592	793,944	10,763	82,847	191,901	3,248,196	68,256
Ventura	29,437,699	589,470	96,660	785,231	29,438	585,817	298,355	65,056	117,560	1,459,766	1,441,547	20,226	157,263	320,619	5,967,007	84,903
Victorville	8,271,938	164,917	27,148	225,815	8,272	164,533	82,496	19,590	33,149	408,308	403,956	5,589	44,078	80,704	1,668,556	50,320
(Total: 26 records)	462,308,792	7,477,639	1,515,887	13,760,527	462,318	9,187,179	4,913,077	996,569	1,846,129	22,521,705	22,354,130	315,467	2,439,358	5,141,607	92,931,590	1,685,407

\$13.7 Million
NCOTWinc. & SCOTWinc.
Expense Fund

\$22.5 Million
Track Commissions

\$22.4 Million
to Purses

\$2.4 Million
Breeders & Sires
Programs

\$92.9 Million
in Total Industry
Distributions

In 2008, 1,685,407 patrons visited Fair Satellite Wagering Facilities and bet \$462.3 million, contributing \$92.9 million to the CA racing industry.

PARI-MUTUEL DISTRIBUTIONS REPORT FOR SATELLITE FACILITIES LOCATED AT CALIFORNIA FAIRS 2009

CHRIMS Detailed Distribution Report

Date Range: 01/01/2009 - 12/31/2009
Report By: Location

Race Type: All Races
Location Types: Fairs

Hosts: All Hosts
Breed: Thoroughbreds

Locations:
On/Off:

All Locations
Off Track

Tracks: All Tracks

Location	Handle	License	CHRB Support Fee	F&E	City & County Tax	N/SCOTW/inc Exp. Fund	UC Davis Equine Research	Satellite Location	Van/Stable Fund	Work Comp.	CMC Promotion	PFAB509	Track Commission	Purses	Owners	Breeders/Sires	To Out of State Tracks	Total Distributions	Attendance
Anderson	2,099,707	0	4,166	1,808	6,838	75,236	2,100	41,441	24,774	3,533	8,295	0	101,095	100,557	1,446	10,946	29,568	411,802	7,584
Bakersfield	6,674,603	0	12,425	5,252	21,769	239,927	6,675	131,933	76,588	13,582	26,474	1,715	327,161	325,764	4,469	34,678	82,228	1,310,641	33,064
Eureka	1,442,242	0	1,460	1,038	4,707	51,247	1,442	28,524	17,112	2,058	5,705	0	63,523	63,565	998	7,490	22,353	271,223	2,724
Ferndale	172,728	0	398	381	570	10,364	173	3,455	2,071	387	691	0	6,903	6,783	121	844	1,460	34,601	
Fresno	6,638,013	0	11,884	5,420	21,623	235,595	6,638	131,049	76,546	12,629	26,284	1,271	318,506	316,780	4,467	34,503	95,895	1,299,090	28,267
Fresno Club One	2,929,022	0	6,318	2,692	9,585	105,171	2,929	58,088	33,799	5,874	11,636	971	144,555	143,939	1,972	15,295	39,103	581,927	5,723
Lake Perris	13,502,685	0	49,965	11,994	44,305	364,193	13,503	268,518	163,766	30,800	53,894	1,916	668,586	660,928	9,171	73,772	134,133	2,549,445	65,786
Lancaster	13,230,943	0	48,411	11,970	43,425	358,312	13,231	263,181	159,697	28,102	52,796	3,189	673,898	666,673	8,943	72,164	151,670	2,555,662	63,719
Monterey	6,455,496	0	11,825	4,146	21,056	226,746	6,456	127,611	74,015	11,304	25,569	2,453	323,494	321,802	4,319	33,580	102,167	1,296,541	27,486
Pleasanton	35,393,360	0	71,261	31,549	115,988	1,273,014	35,394	702,957	412,095	66,013	140,771	8,172	1,697,129	1,691,097	24,049	185,105	459,182	6,913,775	117,055
Pomona	47,180,771	0	195,825	39,275	155,012	1,210,381	47,181	939,467	573,077	105,411	188,168	11,601	2,426,358	2,399,074	32,092	259,598	489,973	9,072,494	165,023
Sacramento	24,479,836	0	46,900	21,043	79,984	885,604	24,480	484,752	280,263	46,032	97,776	684	1,093,812	1,090,318	16,355	127,825	339,679	4,635,509	97,970
San Bernardino	26,306,624	0	95,667	24,355	86,367	715,518	26,307	523,437	318,068	60,824	105,074	4,542	1,328,615	1,314,121	17,812	143,564	279,318	5,043,590	136,508
San Jose	30,113,338	0	59,767	26,498	98,849	1,105,664	30,114	599,082	347,779	59,062	119,970	11,521	1,487,915	1,482,022	20,292	157,056	400,947	6,006,538	125,769
San Mateo County	71,996,382	0	149,569	67,578	236,545	2,653,283	71,997	1,433,608	841,091	137,324	286,803	20,999	3,507,760	3,495,884	49,076	376,432	926,899	14,254,847	207,626
Santa Barbara	5,092,580	0	17,554	4,732	16,632	134,917	5,093	100,799	62,735	10,343	20,181	0	256,950	253,564	3,513	27,732	73,443	988,188	16,497
Santa Maria	5,251,315	0	19,522	4,757	17,185	137,163	5,252	104,151	64,996	10,887	20,830	105	263,924	260,340	3,640	28,737	61,943	1,003,431	15,045
Santa Rosa	10,420,797	0	20,312	9,096	33,915	362,121	10,421	205,542	120,371	19,756	41,145	2,676	499,183	498,096	7,025	54,251	142,701	2,026,611	54,299
Shalimar (Indio)	6,325,869	0	19,589	4,755	20,685	166,518	6,326	125,359	77,759	14,832	25,117	44	323,961	319,864	4,354	34,422	73,796	1,217,380	26,981
Stockton	16,398,362	0	34,707	16,435	53,752	596,577	16,399	325,769	189,797	32,687	65,282	4,639	800,814	798,022	11,075	85,675	211,377	3,243,007	75,479
Surfside Race Place	52,086,933	0	145,702	30,495	170,500	1,383,415	52,087	1,033,330	636,468	110,638	206,764	9,131	2,440,663	2,408,135	35,642	282,289	615,299	9,560,558	167,273
Tulare	3,317,738	0	6,673	3,065	10,838	119,669	3,318	65,684	39,232	5,372	13,143	108	151,680	150,885	2,289	17,337	45,549	634,844	13,927
Turlock	8,098,763	0	17,090	7,611	26,502	296,919	8,099	160,619	95,857	13,146	32,138	324	394,061	392,000	5,593	42,343	122,094	1,614,394	28,129
Vallejo	14,124,551	0	28,775	13,779	46,345	526,094	14,125	280,881	162,967	28,830	56,217	6,447	697,972	695,071	9,509	73,492	183,364	2,823,868	60,269
Ventura	24,844,298	0	95,667	21,542	81,551	661,038	24,845	494,248	303,847	51,243	99,022	3,359	1,267,564	1,252,365	17,016	136,106	305,150	4,814,563	77,759
Victorville	7,248,843	0	27,264	6,899	23,793	199,498	7,249	144,201	86,774	16,608	28,897	2,899	368,356	364,652	4,859	39,420	77,835	1,399,204	47,111
(Total: 27 records)	441,825,799	0	1,198,698	378,165	1,448,319	14,094,184	441,837	8,777,686	5,241,546	897,276	1,758,641	98,766	21,634,439	21,472,301	300,097	2,354,655	5,467,125	85,563,734	1,667,073

\$14.1 Million
NCOTWinc. & SCOTWinc.
Expense Fund

\$21.6 Million
Track Commissions

\$21.4 Million
to Purses

\$2.4 Million
Breeders & Sires Programs

\$85.6 Million
in Total Industry
Distributions

In 2009, 1,667,073 patrons visited Fair Satellite Wagering Facilities and bet \$441.8 million, contributing \$85.6 million to the CA racing industry.

CALIFORNIA AUTHORITY OF RACING FAIRS
LIVE RACING SUBCOMMITTEE
Consolidation of Racing Dates and Calculation of Replacement Revenues
DRAFT AGREEMENT

Matters for Sub-Committee to discuss, resolve and recommend to full Racing Committee

1. Include or exclude language regarding “combined Fair meeting” in agreement regarding revenue replacement.
2. Determine Fairs are to be included as recipients of replacement revenues and criteria for inclusion.
3. Confirm agreement on Replacement Revenue formula, amounts and payment schedule for Solano County Fair.
4. Negotiate Revenue Replacement formula, amount and payment schedule for reduced live racing at San Joaquin County Fair.
5. Determine recommendation for percentage of Replacement Revenues that will come from Fairs who benefit from changes or additions to racing dates conducted at their Fair. (See *DRAFT Agreement Section IV: 2*)
6. Determine CARF policy regarding voting status for a Racing Fair which discontinues live racing at its Fair. Here are the options discussed previously by the Sub-committee:
 - a. Voting rights continue so long as Fair receives replacement revenue from other Racing Fairs since it continues to have a stake in matters related to live racing
 - b. Voting rights end when a Racing Fair discontinues live racing at its Fair.
7. Agreement on details of “true-up” language.
8. Other matters that Sub-Committee members may wish to bring forward.

Replacement revenue proposal between Solano County Fair & CARF 12/18/09

Year	%	Base	Proposed Payment	Hypothetical Decline In Racing	Comments
2010 base number adjusted for a 20% hypothetical decline (\$1,119,763 x 80%)					
2010	50%	\$ 895,810	\$ 447,905	15%	<p>As an example, when we true up racing numbers for 2010 and find the actual totals owed are based on only a 15% decline then Solano would be owed 5% back or \$27,994 for a total proposed payment of \$475,899</p> <p>or if when we true up racing numbers for 2010 and find the actual totals owed are based on a 25% decline then Solano would only be owed \$419,911</p>
2011	50%	\$ 761,439	\$ 380,719	10%	
2012	40%	\$ 685,295	\$ 274,118	5%	
2013	40%	\$ 616,765	\$ 246,706	5%	
2014	30%	\$ 616,765	\$ 185,030	0%	
2015	30%	\$ 585,927	\$ 175,778	5%	
2016	20%	\$ 556,631	\$ 111,326	5%	

DRAFT

Prepared by Tawny Tesconi for CARF Sub-Committee Dec 18, 2009

CALIFORNIA AUTHORITY OF RACING FAIRS

MANAGEMENT SERVICES
CONTRACT ADMINISTRATION
PARI-MUTUEL DISTRIBUTIONS
PROJECT FUNDING

TEN-YEAR REPORT 2000-2009 RACING FAIRS



JANUARY 2010
PREPARED BY CALIFORNIA AUTHORITY OF RACING FAIRS
CHRISTOPHER KORBY, EXECUTIVE DIRECTOR





MANAGEMENT SERVICES & CONTRACT ADMINISTRATION

CARF Organization

The California Authority of Racing Fairs (CARF) is a joint-powers authority established by California Law (Government Code Section 9500 et seq.).

CARF was established for conducting business activity, for and with member Fair associations, in pari-mutuel wagering programs and related activities. CARF is managed by an Executive Director, employed by a Board of Directors made up of member Fairs.

The mission of CARF is to serve the best interests of its members by providing a unified voice of advocacy and representation and asserting a leadership role in the horse racing industry. To accomplish this mission we continue to perform support services, seek new revenue opportunities and conduct related business activities.

Racing Operations

- Works with Racing Fairs on preparation, submission and presentation of CHRB License Applications
- Provides Racing Office computer system (all computer hardware/peripherals) and application software (Equibase) and manages service, technical support and transportation
- Provides and manages Paymaster services, including Paymaster (CARF employee) bank accounts, audits, payment of all purse moneys to owners and all other distributions of payment to various recipients
- Telecommunications: provision of voice, fax and data lines necessary to support racing, totalisator and simulcast operations
- Provides accounting, reconciliation and distribution of all parimutuel commissions, purse, license fees and other distributions

continued...

- Coordinates development and management of purse schedule through Fair Circuit in cooperation with Fair Racing Secretaries and Thoroughbred Owners of California
- Provides Supplemental Purse Fund management and accounting
- Provides marketing coordination through circuit
- Manages contracts for daily racing program production, printing and distribution
- Manages Condition Book production and distribution
- Manages contracts and logistics for provision of Jumbo Video Screen
- Manages contract for Starting Gate
- Manages contract for Photo Finish
- Total Carbon Dioxide (TCO₂) testing
- Furnishes electronic timing system with operator
- Oversees TV Production System for Officials and Simulcast Transmissions
- Manages provision of Temporary Stalls
- Coordinates provision of Mobile Offices for Racing Operations
- Daily, on-site management and oversight of all operations above, along with management, coordination and disposition of other matters that may arise from time to time in the course of conducting racing at Fairs
- Active liaison, representation and advocacy with on-track Stewards and with senior CHRB officials

Contracts with Horsemen's Associations

- Negotiates contracts with horsemen's associations, as required by statute
- Thoroughbred Owners of California
- Cal Western Appaloosa
- Pacific Coast Quarter Horse Association
- Arabian Racing Association of California
- American Mule Racing Association
- California Thoroughbred Trainers

Labor Agreements

- Local 280 Pari-Mutuel Employees Guild
- Local 1877 (formerly Local 399) AFL-CIO Service Employees International Union Valets and rec. barn personnel
- Local 495 International Brotherhood of Teamsters, Chauffeurs, Warehousemen and helpers of America
- Note: Assist Starters now with Teamsters Local 495 but under separate agreement

Recruitment Program for Out-of-State Horses

- Organizes and conducts out-of-state recruitment of horses to run at Northern California Fairs
- Manages payment of incentives
- Tracks and reports on results of Recruitment Program

MANAGEMENT SERVICES & CONTRACT ADMINISTRATION

Pari-Mutuel Wagering Operations

- Maintains totalisator contract
- Parimutuel labor contract
- NOTWInc agreement for Northern California simulcast network
- You Bet.com Advanced Deposit Wagering
- TVG Advanced Deposit Wagering
- Xpress Bet Advanced Deposit Wagering
- TwinSpires Advanced Deposit Wagering
- Provide all accounting, reconciliation, banking for ADW wagering operations

Personnel

- Morning Fitness Vet
- Veterinarian
- TCO2 Technician
- Track Maintenance Crew Chief
- Horse Ambulance Driver
- Clocker and Timer
- Paymaster
- Program Manager
- Track Announcer
- Stewards' Aide
- Jocks' Room
- Racing Secretary

Race Track Safety & Maintenance Program

- CARF developed this program and provides management oversight throughout Fair Circuit.
- Works with Division of Fairs and Expositions to maintain funding support
- Contracts with Steve Wood, Trackmaster, Inc., to provide expert consultation and oversight of Fair track maintenance
- Carries lease agreements for John Deere tractors
- Owns and provides custom-built water truck (2001 Sterling), provides rock-picker (added 2003) and Kimzey Equine Ambulance.
- Owns or provides harrows, floats, and other miscellaneous equipment required for track maintenance.
- Manages all planning, heavy equipment transportation and logistics
- Provides daily, on-site management, key personnel and oversight
- No direct cost to Racing Fairs.

Web Site Operations

- Manages racing Website www.calfairs.net on behalf of Fairs which conduct live racing
- Contracts with information service providers
- Daily management and administration of racing information provided to racing fans on Website

Simulcast Operations

- Manages Satellite Transmission and Encryption Services
- Manages TV Production for simulcast coverage
- Manages telecommunications support: provision of voice, fax and data lines necessary to support simulcast operations
- Furnishes back up electrical generators
- Provides accounting, reconciliation, banking for simulcast operations
- NOTWInc contract for Northern California simulcast network
- Manages contracts for out-of-state simulcast sites and distribution of daily racing programs and other simulcast information
- Payment of commissions, purses, license fees and all other distributions from simulcast operations



CALIFORNIA AUTHORITY OF RACING FAIRS PROJECT FUNDING & PARI-MUTUEL DISTRIBUTIONS

ALL RACING FAIRS

(1) PARI-MUTUEL DISTRIBUTIONS MADE BY CARF ON
BEHALF OF MEMBER FAIRS

(2) PARI-MUTUEL COMMISSIONS PAID TO MEMBER FAIRS

(3) PROJECT FUNDING PAID TO MEMBER FAIRS

2000-2009

2000		2001		2002	
(1) Pari-Mutuel Distributions	33,526,873	(1) Pari-Mutuel Distributions	32,682,669	(1) Pari-Mutuel Distributions	32,249,252
(2) Commissions	8,628,051	(2) Commissions	8,554,397	(2) Commissions	8,380,538
(3) Project Funding	783,623	(3) Project Funding	1,245,172	(3) Project Funding	1,428,383
TOTAL	9,411,673	TOTAL	9,799,569	TOTAL	9,808,920
2003		2004		2005	
(1) Pari-Mutuel Distributions	31,928,107	(1) Pari-Mutuel Distributions	33,171,274	(1) Pari-Mutuel Distributions	29,430,938
(2) Commissions	8,112,371	(2) Commissions	8,110,285	(2) Commissions	7,224,756
(3) Project Funding	1,886,498	(3) Project Funding	1,416,899	(3) Project Funding	1,378,047
TOTAL	9,998,870	TOTAL	9,527,183	TOTAL	8,602,802
2006		2007		2008	
(1) Pari-Mutuel Distributions	28,325,882	(1) Pari-Mutuel Distributions	31,018,063	(1) Pari-Mutuel Distributions	32,762,661
(2) Commissions	6,608,660	(2) Commissions	7,176,710	(2) Commissions	7,800,550
(3) Project Funding	1,235,505	(3) Project Funding	1,257,747	(3) Project Funding	686,199
TOTAL	7,844,165	TOTAL	8,434,456	TOTAL	8,486,749
2009		2000-2009		<p>\$316.6 Million - Pari-Mutuel Distributions Made by CARF on behalf of Member Fairs</p> <p>\$78.1 Million - Pari-Mutuel Commissions Paid by CARF to Member Fairs</p> <p>\$11.7 Million - Project Funding Paid by CARF to Member Fairs</p>	
(1) Pari-Mutuel Distributions	31,539,280	(1) Pari-Mutuel Distributions	316,634,998		
(2) Commissions	7,516,626	(2) Commissions	78,112,943		
(3) Project Funding	413,916	(3) Project Funding	11,731,989		
TOTAL	7,930,543	TOTAL	406,479,930		



CALIFORNIA AUTHORITY OF RACING FAIRS

PROJECT FUNDING & PARI-MUTUEL DISTRIBUTIONS

SAN JOAQUIN COUNTY FAIR

(1) PARI-MUTUEL DISTRIBUTIONS MADE BY CARF ON
BEHALF OF THE SAN JOAQUIN COUNTY FAIR

(2) PARI-MUTUEL COMMISSIONS PAID TO SAN JOAQUIN COUNTY FAIR
(3) PROJECT FUNDING PAID TO SAN JOAQUIN COUNTY FAIR
2000-2009

2000		2001		2002	
(1) Pari-Mutuel Distributions	3,496,320	(1) Pari-Mutuel Distributions	3,530,282	(1) Pari-Mutuel Distributions	3,452,383
(2) Commissions to STK	988,339	(2) Commissions to STK	961,074.00	(2) Commissions to STK	952,308
(3) Project Funding to STK	96,824	(3) Project Funding to STK	336,240	(3) Project Funding to STK	93,162
TOTAL to Stockton	1,085,163	TOTAL to Stockton	1,297,314.00	TOTAL to Stockton	1,045,470
2003		2004		2005	
(1) Pari-Mutuel Distributions	3,740,288	(1) Pari-Mutuel Distributions	3,745,764	(1) Pari-Mutuel Distributions	4,041,057
(2) Commissions to STK	973,510	(2) Commissions to STK	946,206	(2) Commissions to STK	1,070,779
(3) Project Funding to STK	326,063	(3) Project Funding to STK	259,479	(3) Project Funding to STK	141,507
TOTAL to Stockton	1,299,573	TOTAL to Stockton	1,205,685	TOTAL to Stockton	1,212,286
2006		2007		2008	
(1) Pari-Mutuel Distributions	3,675,197	(1) Pari-Mutuel Distributions	5,564,460	(1) Pari-Mutuel Distributions	4,008,030
(2) Commissions to STK	905,268	(2) Commissions to STK	1,326,475	(2) Commissions to STK	941,626
(3) Project Funding to STK	147,832	(3) Project Funding to STK	124,455	(3) Project Funding to STK	49,605
TOTAL to Stockton	1,053,100	TOTAL to Stockton	1,450,930	TOTAL to Stockton	991,231
2009		2000-2009		<p>\$39.5 Million - Pari-Mutuel Distributions Made by CARF on Behalf of San Joaquin County Fair</p> <p>\$10 Million - Pari-Mutuel Commissions Paid by CARF to San Joaquin County Fair</p> <p>\$1.6 Million - Project Funding Paid by CARF to San Joaquin County Fair</p>	
(1) Pari-Mutuel Distributions	4,202,323	(1) Pari-Mutuel Distributions	39,456,104		
(2) Commissions to STK	933,664	(2) Commissions to STK	9,999,249		
(3) Project Funding to STK	45,250	(3) Project Funding to STK	1,620,417		
TOTAL to Stockton	978,914	TOTAL to Stockton	11,619,666		



	Stockton 2009	Stockton 2008	Stockton 2007	Stockton 2006	Stockton 2005	Stockton 2004	Stockton 2003	Stockton 2002	Stockton 2001	Stockton 2000
REVENUE:	6/18-6/28	9/3-9/14	6/13-6/24	6/15-6/26	6/15-6/26	6/16-6/27	6/11-6/22	06/12 - 06/23	06/13 - 06/24	06/14 - 06/25
Takeout	3,487,381	3,408,494	4,786,482	2,877,394	3,238,026	3,116,391	3,078,325	2,989,150	3,088,624	3,083,320
Programs	29,678	29,894	40,246	23,798	27,524	23,616	25,688	14,859	15,062	19,142
Overlap/Redistribute				204,301	227,457	206,109	240,767	254,418	249,522	227,994
Intra Outs/Refunds	27,569	29,384	43,847	16,283	17,096	16,454	15,784	11,467	15,343	10,461
Rights Fees	27,056	27,572	31,303	14,848	17,158	8,692	9,819	13,910	5,758	17,820
Misc Revenue	7,564	4,646	8,925	6,403	6,295	6,750	6,961	7,482	8,724	6,462
Supplemental Purses	83,460	52,700	85,120	167,855	70,220	122,712	164,395	78,190	142,767	117,776
Decoder Revenue	23,393	16,005	23,907	12,160	6,333	5,988	6,279	5,738	6,508	13,345
Share On Track Expenses	(1,781)	(1,890)	(1,847)	(1,915)	(1,657)	(3,479)	(1,563)	89	(189)	
AB509 International Los Alamitos					24,595					
Playfair/Claims/Other					3,169				(1,838)	
ADW California & Exports	518,003	441,225	546,477	354,071	404,840	242,531	193,834	77,080		
Total	4,202,323	4,008,030	5,564,460	3,675,197	4,041,057	3,745,764	3,740,288	3,452,383	3,530,282	3,496,320
DISTRIBUTED:										
F&E Fund 19614d/License	166,484	155,497	235,565	150,744	170,797	175,975	181,230	181,522	187,983	196,857
Rfee License Fee	2,165	2,206	2,504	1,188	1,373	695	785	1,113	461	1,426
Commingle Guest O/S	884,099	783,211	1,091,075	692,891	805,915	693,461	644,391	524,732	568,624	467,109
Interstate Host	141,538	140,319	205,946	96,475	75,887	82,400	87,371	87,479	81,158	72,042
Location Fee	210,889	206,226	295,951	166,248	170,021	183,142	187,988	193,611	197,819	212,025
Promotion	42,417	43,119	61,537	34,291	35,217	37,892	38,913	40,053	41,187	43,841
City/County	38,593	37,984	55,720	32,750	34,793	37,037	38,311	39,106	39,996	41,882
Stabling/Vanning	127,250	123,966	176,920	80,583	82,760	89,047	91,445	70,092	72,077	76,722
Equine Lab	11,695	11,510	16,885	9,924	10,543	11,224	11,610	11,850	12,121	12,692
Owners	8,688	8,499	12,431	7,762	8,113	8,784	9,063	9,612	9,856	10,346
Breeders	61,110	59,891	87,448	51,449	54,928	57,253	58,695	59,134	60,375	62,673
Rfee Breeders	747	761	864	410	474	240	271	384	159	492
ADW DISTRIBUTED:										
DIR	1,077	906	1,208	789	914	548	448	2		
Equine	3,949	3,323	4,429	2,894	3,353	2,008	1,643	7		
Backstretch	5,924	4,984	6,643	4,342	5,029	3,011	2,464	1,033		
Location Fees	71,805	45,912	80,525	52,626	60,957	36,501	29,865	12,517		
Retirement Fund	10,768	9,056								
AB480		14,504								
Workers Comp (CA & Exports)	6,646	5,449	6,586	4,313	4,341	3,155				
Breeders (CA & Exports)	21,249	19,377	22,710	12,764	16,298	9,693	7,722	3,098		
License Fee on exports	2,084	2,028	1,199	1,004	1,248	836	650	153		
MOVED TO PURSE ACCT										
Purses Generated	559,075	575,803	785,288	504,061	612,638	568,087	576,015	588,335	602,479	616,726
Excess 6%	107,880	130,147	239,519	144,103	162,018	174,202	195,422	207,068	235,428	242,908
Rfees	12,072	12,303	13,967	6,625	7,656	3,878	4,381	6,207	2,569	7,951
Misc Revenue	3,782	2,323	4,463	3,202	3,147	3,375	3,480	3,741	4,362	3,231
Decoder Revenue	11,696	8,003	11,954	6,080	3,167	2,994	3,140	2,869	3,254	6,673
Intra Outs/Refunds	13,784	14,692	21,924	8,141	8,548	8,227	7,892	5,733	7,671	5,230
Ovrpmt/Track Comm	0	0	0	0	0	0	0	0	(85)	0
Supplemental	0	0	0	78,115	0	61,597	85,820	0	67,967	47,326
Performance	83,460	52,700	85,120	89,740	70,220	61,115	78,575	78,190	74,800	70,450
AB 701 W/C	40,462	37,387	53,215	35,132	41,644	41,263				
ADW - Purses (CA & Export)	196,781	167,826	212,366	138,430	157,188	93,846	75,886	30,270		
PAID TO TRACK:										
Commissions Generated	474,055	498,951	676,360	433,449	530,201	499,608	512,258	534,187	549,936	571,568
Redistribute				77,599	95,181	78,017	90,314	98,903	97,517	90,410
Out of State	84,775	79,347	109,080	67,972	76,312	62,835	57,343	48,657	47,386	41,226
Excess 6%	107,880	130,147	239,519	144,103	162,018	174,202	195,422	207,068	235,428	242,908
RFees	12,072	12,303	13,967	6,625	7,656	3,878	4,381	6,207	2,569	7,951
Misc Revenue	3,782	2,323	4,463	3,202	3,147	3,375	3,480	3,741	4,362	3,231
Decoder Revenue	11,696	8,003	11,954	6,080	3,167	2,994	3,140	2,869	3,254	6,673
Intra Outs/Refunds	13,784	14,692	21,924	8,141	8,548	8,227	7,892	5,733	7,671	5,230
Simulcast Expense (ncot)	420,490	386,489	444,023	352,853	361,092	348,072	343,301	342,166	298,948	309,381
Track Programs	29,678	29,894	40,246	23,798	27,524	23,616	25,688	14,859	15,062	19,142
Ontrack Expenses	(1,781)	(1,890)	(1,847)	(1,915)	(1,657)	(3,479)	(1,563)	89	(189)	
ADW - Track (CA & Export)	197,721	167,859	210,810	136,909	155,511	92,930	75,152			
Rounding Adjustment	0	1	0	0	2	4	4	4	(0)	0
Racing Audit Adj	0	0	0	(694)	3,169	0	0	(7)	(85)	0
Playfair/Claims/Other	(0)	0	0	0	0	0	0	29,997	(1,838)	0
	4,202,323	4,008,030	5,564,460	3,675,197	4,041,057	3,745,764	3,740,288	3,452,383	3,530,282	3,496,320
Total Purses	1,028,994	1,001,184	1,427,815	1,013,629	1,066,225	1,018,584	1,030,612	922,413	998,446	1,000,496
Total Commissions	933,663	941,629	1,326,475	905,268	1,070,779	946,206	973,510	952,308	961,074	988,339

California Authority of Racing Fairs

Cumulative Funding Disbursements to San Joaquin County Fair 2000-2009

	2000	2001	2002	2003	2004	2005	2006	2007	2008	2009	TOTALS
Infotext Funds	\$23,076										\$23,076
LOU1 Area Enhancements											\$0
Equipment Replacement Fund	\$998	\$1,990	\$47,912	\$90,813	\$5,618	\$11,326	\$6,782	\$9,830	\$4,355	\$0	\$179,625
SWF upgrades	\$72,750										\$72,750
SWF Million alloc funds						\$59,121	\$3,300				\$62,421
Backstretch Improvements											
Restrooms 2000-2001 exp		\$149,764									\$149,764
Horsebarn restrooms		\$44,236									\$44,236
Restrooms		\$95,000									\$95,000
Tackrooms				\$190,000							\$190,000
Jock's room, masonry wall					\$208,611						\$208,611
SWF upgrades						\$25,811					\$25,811
Asphalt project							\$92,500				\$92,500
Grandstand painting, fencing								\$69,375			\$69,375
Racetrack Maintenance		\$45,250	\$45,250	\$45,250	\$45,250	\$45,250	\$45,250	\$45,250	\$45,250	\$45,250	\$407,250
Total Funding	\$96,824	\$336,240	\$93,162	\$326,063	\$259,479	\$141,507	\$147,832	\$124,455	\$49,605	\$45,250	\$1,620,419

CALIFORNIA AUTHORITY OF RACING FAIRS PROJECT FUNDING & PARI-MUTUEL DISTRIBUTIONS

ALAMEDA COUNTY FAIR

(1) PARI-MUTUEL DISTRIBUTIONS MADE BY CARF ON
BEHALF OF THE ALAMEDA COUNTY FAIR

(2) PARI-MUTUEL COMMISSIONS PAID TO ALAMEDA COUNTY FAIR

(3) PROJECT FUNDING PAID TO ALAMEDA COUNTY FAIR

2000-2009

2000		2001		2002	
(1) Pari-Mutuel Distributions	7,451,826	(1) Pari-Mutuel Distributions	7,081,988	(1) Pari-Mutuel Distributions	6,878,892
(2) Commissions to PLN	1,937,518	(2) Commissions to PLN	1,844,663	(2) Commissions to PLN	1,752,821
(3) Project Funding to PLN	72,750	(3) Project Funding to PLN	243,627	(3) Project Funding to PLN	284,643
TOTAL to Pleasanton	2,010,268	TOTAL to Pleasanton	2,088,290	TOTAL to Pleasanton	2,037,464

2003		2004		2005	
(1) Pari-Mutuel Distributions	6,929,459	(1) Pari-Mutuel Distributions	7,320,151	(1) Pari-Mutuel Distributions	7,645,223
(2) Commissions to PLN	1,708,203	(2) Commissions to PLN	1,747,421	(2) Commissions to PLN	1,949,332
(3) Project Funding to PLN	337,744	(3) Project Funding to PLN	86,004	(3) Project Funding to PLN	329,497
TOTAL to Pleasanton	2,045,947	TOTAL to Pleasanton	1,833,425	TOTAL to Pleasanton	2,278,829

2006		2007		2008	
(1) Pari-Mutuel Distributions	7,186,185	(1) Pari-Mutuel Distributions	7,773,382	(1) Pari-Mutuel Distributions	6,848,934
(2) Commissions to PLN	1,668,428	(2) Commissions to PLN	1,861,089	(2) Commissions to PLN	1,605,554
(3) Project Funding to PLN	125,941	(3) Project Funding to PLN	88,579	(3) Project Funding to PLN	267,328
TOTAL to Pleasanton	1,794,369	TOTAL to Pleasanton	1,949,668	TOTAL to Pleasanton	1,872,882

2009	
(1) Pari-Mutuel Distributions	7,764,926
(2) Commissions to PLN	1,862,330
(3) Project Funding to PLN	68,110
TOTAL to Pleasanton	1,930,440

2000-2009	
(1) Pari-Mutuel Distributions	72,880,966
(2) Commissions to PLN	17,937,359
(3) Project Funding to PLN	1,904,223
TOTAL to Pleasanton	19,841,582

\$72.9 Million - Pari-Mutuel
Distributions Made by CARF
on Behalf of Alameda
County Fair

\$17.9 Million - Pari-Mutuel
Commissions Paid by CARF to
Alameda County Fair

\$1.9 Million - Project Funding
Paid by CARF to Alameda
County Fair



	Pleasanton 2009 7/1-7/19	Pleasanton 2008 6/25-7/6	Pleasanton 2007 6/27-7/8	Pleasanton 2006 6/29-7/10	Pleasanton 2005 6/29-7/10	Pleasanton 2004 6/30-7/11	Pleasanton 2003 06/25 - 07/06	Pleasanton 2002 06/26 - 07/07	Pleasanton 2001 06/27 - 07/08	Pleasanton 2000 06/28 - 07/09
REVENUE:										
Takeout	6,616,654	5,952,373	6,813,405	6,406,893	6,772,674	6,665,986	6,409,654	6,515,611	6,879,911	7,242,171
Programs	45,828	38,506	47,858	42,273	48,239	53,839	56,462	31,187	33,325	36,248
Overlap/Redistribute										
Intra Outs/Refunds	47,742	70,209	48,501	45,689	35,971	37,601	54,045	48,930	51,713	34,870
Rights Fees	54,685	38,965	38,093	33,484	33,292	27,335	23,653	20,180	3,814	18,288
Misc Revenue	10,956	5,931	8,605	8,674	8,017	8,521	9,650	10,129	14,016	8,108
Supplemental Purses	130,040	80,000	104,825	116,000	84,160	71,560	88,025	91,465	87,350	95,100
Decoder Revenue	40,421	21,327	26,275	26,992	14,691	14,493	14,005	13,067	16,046	17,041
Share On Track Expenses	(2,899)	(1,942)	(2,630)	(2,608)	(673)	(5,468)	(2,830)	(1,059)	(1,123)	0
AB509 International Los Alamitos	0	0	0	0	42,575	0	0	0	0	0
Playfair/Claims/Other	0	0	0	0	0	0	8,814	0	(3,065)	0
ADW California & Exports	821,500	643,566	688,449	508,787	521,978	352,111	267,982	149,382	0	0
Total	7,764,926	6,848,934	7,773,382	7,186,185	7,560,924	7,225,978	6,929,459	6,878,892	7,081,988	7,451,826
DISTRIBUTED:										
F&E Fund 19614d/License	79,870	294,938	340,039	319,526	343,737	351,152	351,023	372,203	399,496	429,086
F&E Recapture	8,137	0	0	0	0	0	0	0	0	0
CHRB Support	105,057	0	0	0	0	0	0	0	0	0
Rfee License Fee	0	3,117	3,047	2,679	2,663	2,187	1,892	1,614	305	1,463
Sec 19601.2(a)										
Commingle Guest O/S	1,724,173	1,603,504	1,712,943	1,695,068	1,626,359	1,613,430	1,467,177	1,282,740	1,260,039	1,414,375
Interstate Host	240,997	185,680	222,842	209,677	176,936	197,288	194,063	196,316	199,860	175,297
Location Fee	334,382	298,681	353,120	327,876	331,310	349,263	360,000	378,369	404,993	417,441
Promotion	71,160	65,047	78,512	71,932	74,148	76,674	79,069	83,557	89,624	91,678
City/County	71,850	65,411	76,768	70,968	75,291	76,766	78,058	83,193	89,436	93,170
Stabling/Vanning	213,480	187,011	225,722	169,041	174,248	180,185	185,812	146,224	156,844	160,437
Equine Lab	21,773	19,822	23,263	21,506	22,816	23,263	23,654	25,211	27,102	28,234
Owners	16,068	14,600	16,849	15,761	16,759	17,123	17,418	18,625	20,070	21,020
Breeders	118,130	103,725	121,403	111,873	117,496	119,824	120,547	127,288	135,756	141,326
Rfee Breeders	1,641	1,075	1,051	924	919	754	653	557	105	505
ADW DISTRIBUTED:										
DIR	1,634	1,284	1,484	1,132	1,177	773	613	4	0	0
Equine	5,992	4,709	5,441	4,150	4,317	2,834	2,249	13	0	0
Backstretch	8,989	7,063	8,161	6,225	6,476	4,251	3,373	1,980	0	0
Location Fees	108,953	85,613	98,926	75,449	78,493	51,530	40,887	23,996	0	0
Retirement Fund	16,334	12,830	0	0	0	0	0	0	0	0
AB480	0	0	0	0	0	0	0	0	0	0
Workers Comp (CA & Exports)	11,034	11,763	10,757	6,867	6,517	5,222	0	0	0	0
Breeders (CA & Exports)	32,358	25,442	27,625	18,019	20,391	14,029	10,578	5,887	0	0
License Fee on exports	0	4,216	2,378	1,933	1,945	1,848	1,068	296	0	0
F&E	179	0	0	0	0	0	0	0	0	0
CHRB Support	2,311	0	0	0	0	0	0	0	0	0
MOVED TO PURSE ACCT										
Purses Generated	1,177,574	1,040,170	1,197,423	1,125,047	1,317,666	1,221,859	1,180,660	1,282,759	1,385,550	1,458,827
License SB16	64,706	0	0	0	0	0	0	0	0	0
Overlap/Redistribute 19601.2(a)										
Excess 6%	202,867	233,130	307,307	264,842	273,971	306,279	326,327	353,658	406,164	426,992
Rfees	26,522	17,386	16,997	14,941	14,855	12,197	10,554	9,004	1,702	8,160
Misc Revenue	5,478	2,966	4,303	4,337	4,008	4,261	4,825	5,064	7,008	4,054
Decoder Revenue	20,211	10,663	13,138	13,496	7,346	7,246	7,002	6,533	8,023	8,521
Intra Outs/Refunds	23,871	35,104	24,250	22,844	17,985	18,801	27,022	24,465	25,856	17,435
Supplemental	0	0	0	0	0	0	0	0	0	0
Performance	130,040	80,000	104,825	116,000	84,160	71,560	88,025	91,465	87,350	95,100
AB 701 W/C	76,028	72,281	82,162	77,396	84,256	83,636	0	0	0	0
ADW - Purses (CA & Export)	319,140	246,701	268,494	198,953	202,789	136,637	105,325	59,017	0	0
PAID TO TRACK:										
Commissions Generated	1,000,064	881,666	1,022,339	966,992	1,164,519	1,065,788	1,045,183	1,155,585	1,265,179	1,331,319
License SB16	64,706	0	0	0	0	0	0	0	0	0
Redistribute	0	0	0	0	0	0	0	0	0	0
Out of State	161,107	144,131	162,344	145,249	134,910	139,617	120,954	110,195	101,759	104,790
Excess 6%	202,867	233,130	307,307	264,842	273,971	306,279	326,327	353,658	406,164	426,992
Rfees	26,522	17,386	16,997	14,941	14,855	12,197	10,554	9,004	1,702	8,160
Misc Revenue	5,478	2,966	4,303	4,337	4,008	4,261	4,825	5,064	7,008	4,054
Decoder Revenue	20,211	10,663	13,138	13,496	7,346	7,246	7,002	6,533	8,023	8,521
Intra Outs/Refunds	23,871	35,104	24,250	22,844	17,985	18,801	27,022	24,465	25,856	17,435
Simulcast Expense (ncot)	661,668	509,446	563,065	549,297	606,855	537,559	533,381	546,033	532,040	521,187
Track Programs	45,828	38,506	47,858	42,273	48,239	53,839	56,462	31,187	33,325	36,248
Ontrack Expenses	(2,899)	(1,942)	(2,630)	(2,608)	(673)	(5,468)	(2,830)	(1,059)	(1,123)	0
ADW - Track (CA & Export)	314,575	243,942	265,183	196,061	199,872	134,984	103,886	58,178	0	0
Rounding Adjustment	(10)	1	0	0	1	4	4	11	(0)	0
Racing Audit Adj	0	0	0	0	0	0	0	0	(166)	0
Playfair/Claims/Other	0	0	0	0	0	0	8,814	0	(3,065)	0
Total Purses	2,046,437	1,738,401	2,018,898	1,837,857	2,007,036	1,862,475	1,749,741	1,831,966	1,921,653	2,019,088
Total Commissions	1,862,319	1,605,554	1,861,089	1,668,428	1,865,033	1,737,547	1,708,203	1,752,821	1,844,663	1,937,518

California Authority of Racing Fairs

Cumulative Funding Disbursements to Alameda County Fair 2000-2009

	2000	2001	2002	2003	2004	2005	2006	2007	2008	2009	TOTALS
Infotext Funds											\$0
LOU1 Area Enhancements					\$5,000						\$5,000
Equipment Replacement Fund		\$94,386	\$118,803	\$37,937	\$2,606	\$32,783	\$7,851	\$15,799	\$15,359	\$22,860	\$348,384
SWF upgrades											
SWF upgrades	\$72,750										\$72,750
SWF Million alloc funds					\$33,148	\$42,991					\$76,139
Backstretch Improvements											
Bathroom upgrades		\$103,991									\$103,991
Horse Racks			\$83,513								\$83,513
Waste Water			\$37,077								\$37,077
Barn Roofs				\$254,557							\$254,557
Horse Barn						\$19,310					\$19,310
Barns Restroom						\$57,690					\$57,690
Paddock						\$131,474					\$131,474
Jockey Club House							\$72,840				\$72,840
Froehlich,Kow&Gong -TB study								\$27,530			\$27,530
Alameda Study									\$17,756		\$17,756
Main Well Capital Improvement									\$71,108		\$71,108
Hay Covers									\$19,853		\$19,853
Auxiliary Well/Bridal Path									\$92,157		\$92,157
Grandstand Lighting									\$5,845		\$5,845
Racetrack Maintenance											
		\$45,250	\$45,250	\$45,250	\$45,250	\$45,250	\$45,250	\$45,250	\$45,250	\$45,250	\$407,250
Total Funding	\$72,750	\$243,627	\$284,643	\$337,744	\$86,004	\$329,497	\$125,941	\$88,579	\$267,328	\$68,110	\$1,904,222

CALIFORNIA AUTHORITY OF RACING FAIRS

PROJECT FUNDING & PARI-MUTUEL DISTRIBUTIONS

SOLANO COUNTY FAIR

(1) PARI-MUTUEL DISTRIBUTIONS MADE BY CARF ON
BEHALF OF THE SOLANO COUNTY FAIR

(2) PARI-MUTUEL COMMISSIONS PAID TO SOLANO COUNTY FAIR

(3) PROJECT FUNDING PAID TO SOLANO COUNTY FAIR

2000-2009

2000		2001		2002	
(1) Pari-Mutuel Distributions	7,010,390	(1) Pari-Mutuel Distributions	6,861,755	(1) Pari-Mutuel Distributions	6,420,624
(2) Commissions to SOL	1,677,620	(2) Commissions to SOL	1,686,812	(2) Commissions to SOL	1,593,131
(3) Project Funding to SOL	260,991	(3) Project Funding to SOL	48,121	(3) Project Funding to SOL	202,188
TOTAL to Vallejo	1,938,611	TOTAL to Vallejo	1,734,933	TOTAL to Vallejo	1,795,319
2003		2004		2005	
(1) Pari-Mutuel Distributions	6,282,938	(1) Pari-Mutuel Distributions	6,699,461	(1) Pari-Mutuel Distributions	6,658,853
(2) Commissions to SOL	1,487,039	(2) Commissions to SOL	1,511,328	(2) Commissions to SOL	1,544,044
(3) Project Funding to SOL	286,410	(3) Project Funding to SOL	291,816	(3) Project Funding to SOL	80,995
TOTAL to Vallejo	1,773,449	TOTAL to Vallejo	1,803,144	TOTAL to Vallejo	1,625,039
2006		2007		2008	
(1) Pari-Mutuel Distributions	6,249,389	(1) Pari-Mutuel Distributions	14,536,602	(1) Pari-Mutuel Distributions	5,842,714
(2) Commissions to SOL	1,423,819	(2) Commissions to SOL	3,230,587	(2) Commissions to SOL	1,329,792
(3) Project Funding to SOL	106,777	(3) Project Funding to SOL	146,413	(3) Project Funding to SOL	125,357
TOTAL to Vallejo	1,530,596	TOTAL to Vallejo	3,377,000	TOTAL to Vallejo	1,455,149
2009		2000-2009			
(1) Pari-Mutuel Distributions	2,556,790	(1) Pari-Mutuel Distributions	69,119,516	<p>\$69.1 Million - Pari-Mutuel Distributions Made by CARF on Behalf of Solano County Fair</p> <p>\$16.1 Million - Pari-Mutuel Commissions Paid by CARF to Solano County Fair</p> <p>\$1.6 Million - Project Funding Paid by CARF to Solano County Fair</p>	
(2) Commissions to SOL	595,478	(2) Commissions to SOL	16,079,650		
(3) Project Funding to SOL	68,217	(3) Project Funding to SOL	1,617,285		
TOTAL to Vallejo	663,695	TOTAL to Vallejo	17,696,935		



	Solano 2009	Solano 2008	Wine Country 2007	Solano 2006	Solano 2005	Solano 2004	Solano 2003	Solano 2002	Solano 2001	Solano 2000
REVENUE:	7/22-7/26	7/9-7/21	7/11-8/6	7/13-7/25	7/13-7/25	7/14-7/26	07/9 - 07/20	07/10 - 07/21	07/11 - 07/23	07/12 - 07/24
Takeout	2,142,336	5,052,154	12,865,483	5,529,972	5,944,774	6,189,122	5,803,102	5,975,648	6,659,189	6,799,475
Programs	16,704	40,144	91,564	41,424	46,239	51,777	55,186	64,516	37,205	38,435
Overlap/Redistribute										
Intra Outs/Refunds	45,422	33,963	73,888	46,518	32,233	29,149	36,274	94,089	31,398	32,287
Rights Fees	21,152	37,758	76,944	31,769	31,687	26,934	22,453	22,940	16,439	19,951
Misc Revenue	3,292	6,833	18,771	8,486	6,838	7,415	7,621	9,879	10,727	7,554
Supplemental Purses	43,920	76,780	220,235	118,900	87,930	76,790	89,525	94,950	95,175	101,100
Decoder Revenue	11,892	20,395	45,117	22,919	12,073	11,978	11,581	11,827	13,762	11,588
Share On Track Expenses	(1,196)	(2,216)	(4,862)	(2,041)	(1,777)	(6,012)	(1,923)	(288)	(235)	0
AB509 International Los Alamitos					20,039					
Playfair/Claims/Other	0	0	0	0	0	0	0	0	(1,905)	0
ADW California & Exports	273,268	576,903	1,149,462	451,442	478,817	312,308	259,120	147,063	0	0
Total	2,556,790	5,842,714	14,536,602	6,249,389	6,658,853	6,699,461	6,282,938	6,420,624	6,861,755	7,010,390
DISTRIBUTED:										
F&E Fund 19614d/License	19,804	232,406	595,143	259,877	283,371	297,098	295,954	311,515	353,898	362,760
F&E Recapture	2,566	0	0	0	0	0	0	0	0	0
CHRB Support	33,129	0	0	0	0	0	0	0	0	0
Rfee License Fee	0	3,021	6,156	2,542	2,535	2,155	1,796	1,835	1,315	1,596
Sec 19601.2(a)										
Commingle Guest O/S	612,711	1,357,571	3,859,916	1,503,061	1,589,646	1,750,313	1,549,045	1,399,943	1,525,508	1,751,131
Interstate Host	70,256	174,325	391,337	176,847	158,016	158,863	158,809	175,225	167,381	130,305
Location Fee	120,945	301,309	656,678	323,026	330,889	341,836	338,914	371,678	412,320	400,753
Promotion	24,555	61,326	138,677	67,375	69,569	72,047	70,822	77,671	86,657	83,934
City/County	22,306	54,457	131,078	59,699	63,215	65,675	64,729	70,375	79,356	77,765
Stabling/Vanning	73,666	176,313	398,696	158,331	163,486	169,312	166,431	135,925	151,650	146,885
Equine Lab	6,760	16,502	39,722	18,091	19,156	19,902	19,615	21,326	24,047	23,566
Owners	4,916	12,031	29,283	13,470	14,265	14,898	14,660	16,190	18,040	18,074
Breeders	37,111	86,517	211,183	94,562	99,733	104,050	101,414	109,137	122,304	120,562
Rfee Breeders	635	1,042	2,124	877	875	743	620	633	454	551
ADW DISTRIBUTED:										
DIR	553	1,179	2,443	984	1,044	673	579	3	0	0
Equine	2,026	4,325	8,956	3,608	3,828	2,469	2,123	12	0	0
Backstretch	3,039	6,487	13,434	5,413	5,742	3,704	3,184	1,864	0	0
Location Fees	36,837	78,631	162,841	65,606	69,594	44,894	38,597	22,597	0	0
Retirement Fund	5,522	11,786	0	0	0	0	0	0	0	0
AB480	0	0	0	0	0	0	0	0	0	0
Workers Comp (CA & Exports)	4,347	9,502	17,554	6,313	6,513	4,950	0	0	0	0
Breeders (CA & Exports)	11,700	22,895	45,366	17,748	19,768	12,736	10,683	6,070	0	0
License Fee on exports	0	3,238	5,859	1,601	1,763	1,516	1,073	282	0	0
F&E	48	0	0	0	0	0	0	0	0	0
CHRB Support	617	0	0	0	0	0	0	0	0	0
MOVED TO PURSE ACCT										
Purses Generated	339,189	798,628	2,093,241	886,870	1,017,585	1,017,168	980,799	1,060,632	1,210,063	1,214,112
License SB16	20,404	0	0	0	0	0	0	0	0	0
Overlap/Redistribute 19601.2(a)										
Excess 6%	75,527	225,153	514,640	266,179	257,381	292,207	314,979	341,728	408,359	393,952
Rfees	10,259	16,847	34,332	14,175	14,139	12,018	10,018	10,236	7,335	8,902
Misc Revenue	1,646	3,417	9,385	4,243	3,419	3,708	3,811	4,939	5,364	3,777
Decoder Revenue	5,946	10,197	22,559	11,459	6,036	5,989	5,790	5,913	6,881	5,794
Intra Outs/Refunds	22,711	16,982	36,944	23,259	16,117	14,574	18,137	47,045	15,699	16,144
Supplemental	0	0	0	0	0	0	0	0	0	0
Performance	43,920	76,780	220,235	118,900	87,930	76,790	89,525	94,950	95,175	101,100
AB 701 W/C	26,275	59,789	158,769	68,067	75,033	80,809	0	0	0	0
ADW - Purses (CA & Export)	104,117	220,682	448,597	175,119	185,356	120,735	101,419	58,156	0	0
PAID TO TRACK:										
Commissions Generated	282,277	677,771	1,735,807	757,190	882,457	868,795	852,989	939,472	1,084,075	1,076,838
License SB16	20,404	0	0	0	0	0	0	0	0	0
Redistribute	0	0	0	0	0	0	0	0	0	0
Out of State	56,738	123,318	345,807	132,881	134,823	147,641	126,591	121,493	124,074	133,779
Excess 6%	75,527	225,153	514,640	266,179	257,381	292,207	314,979	341,728	408,359	393,952
RFees	10,259	16,847	34,332	14,175	14,139	12,018	10,018	10,236	7,335	8,902
Misc Revenue	1,646	3,417	9,385	4,243	3,419	3,708	3,811	4,939	5,364	3,777
Decoder Revenue	5,946	10,197	22,559	11,459	6,036	5,989	5,790	5,913	6,881	5,794
Intra Outs/Refunds	22,711	16,982	36,944	23,259	16,117	14,574	18,137	47,045	15,699	16,144
Simulcast Expense (ncot)	217,275	469,583	1,050,867	478,268	548,806	496,300	432,371	481,611	483,137	471,108
Track Programs	16,704	40,144	91,564	41,424	46,239	51,777	55,186	64,516	37,205	38,435
Ontrack Expenses	(1,196)	(2,216)	(4,862)	(2,041)	(1,777)	(6,012)	(1,923)	(288)	(235)	0
ADW - Track (CA & Export)	104,462	218,178	444,410	175,049	185,210	120,626	101,458	58,060	0	0
Rounding Adjustment	(3)	1	1	0	1	4	4	18	(0)	0
Racing Audit Adj									(39)	
Playfair/Claims/Other	0	0	0	0	0	0	0	0	(1,905)	0
Total Purses	649,995	1,428,476	3,538,702	1,568,271	1,662,994	1,623,999	1,524,478	1,623,599	1,748,876	1,743,781
Total Commissions	595,475	1,329,792	3,230,587	1,423,819	1,544,044	1,511,328	1,487,039	1,593,131	1,686,812	1,677,620

California Authority of Racing Fairs

Cumulative Funding Disbursements to Solano County Fair 2000-2009

	2000	2001	2002	2003	2004	2005	2006	2007	2008	2009	TOTALS
LOU1 Area Enhancements	\$184,998										\$184,998
Equipment Replacement Fund	\$3,243	\$2,871	\$225	\$1,669	\$67,983	\$2,294	\$567	\$544	\$437	\$22,967	\$102,801
SWF upgrades	\$72,750										\$72,750
Backstretch Improvements											
RV Spaces			\$31,407								\$31,407
Restroom/shower, stable area housing			\$125,306								\$125,306
Backstretch Electrical				\$23,338							\$23,338
Horsestall Footing				\$51,356							\$51,356
Horsebarn				\$164,797							\$164,797
Backstretch					\$71,982						\$71,982
Water/Sewer for Restrooms					\$54,923						\$54,923
Wash Racks/ Restrooms					\$51,678						\$51,678
Pumps/Stall repairs						\$9,287					\$9,287
Stall, drain, Jockey Kitchen						\$24,163					\$24,163
Froehlich, Kow & Gong Solano Study							\$16,739				\$16,739
Drainage, Electrical, Paving							\$44,220				\$44,220
Froehlich, Kow & Gong Solano Harness Study								\$29,029			\$29,029
Wash Rack repairs								\$32,499			\$32,499
Stall improvements/ Vanning & Stabling								\$39,092			\$39,092
Froehlich, Kow & Gong Solano Harness Study									\$1,000		\$1,000
Refurbished Jockey Kitchen, Racing patio									\$51,779		\$51,779
RV Electrical									\$26,891		\$26,891
Racetrack Maintenance											
		\$45,250	\$45,250	\$45,250	\$45,250	\$45,250	\$45,250	\$45,250	\$45,250	\$45,250	\$407,250
Total Funding	\$260,991	\$48,121	\$202,188	\$286,410	\$291,816	\$80,995	\$106,777	\$146,413	\$125,357	\$68,217	\$1,617,284

CALIFORNIA AUTHORITY OF RACING FAIRS PROJECT FUNDING & PARI-MUTUEL DISTRIBUTIONS

SONOMA COUNTY FAIR

(1) PARI-MUTUEL DISTRIBUTIONS MADE BY CARF ON BEHALF OF THE SONOMA COUNTY FAIR

(2) PARI-MUTUEL COMMISSIONS PAID TO SONOMA COUNTY FAIR

(3) PROJECT FUNDING PAID TO SONOMA COUNTY FAIR

2000-2009

2000	2001	2002
(1) Pari-Mutuel Distributions <u>8,406,206</u>	(1) Pari-Mutuel Distributions <u>7,677,473</u>	(1) Pari-Mutuel Distributions <u>7,862,315</u>
(2) Commissions to SR <u>2,069,321</u>	(2) Commissions to SR <u>1,958,593</u>	(2) Commissions to SR <u>2,000,666</u>
(3) Project Funding to SR <u>124,361</u>	(3) Project Funding to SR <u>242,968</u>	(3) Project Funding to SR <u>58,680</u>
TOTAL to Santa Rosa <u>2,193,682</u>	TOTAL to Santa Rosa <u>2,201,561</u>	TOTAL to Santa Rosa <u>2,059,346</u>
2003	2004	2005
(1) Pari-Mutuel Distributions <u>7,659,677</u>	(1) Pari-Mutuel Distributions <u>8,215,653</u>	(1) Pari-Mutuel Distributions <u>8,368,804</u>
(2) Commissions to SR <u>1,947,818</u>	(2) Commissions to SR <u>2,005,668</u>	(2) Commissions to SR <u>2,001,137</u>
(3) Project Funding to SR <u>296,127</u>	(3) Project Funding to SR <u>79,878</u>	(3) Project Funding to SR <u>425,613</u>
TOTAL to Santa Rosa <u>2,243,945</u>	TOTAL to Santa Rosa <u>2,085,546</u>	TOTAL to Santa Rosa <u>2,426,750</u>
2006	2007	2008
(1) Pari-Mutuel Distributions <u>8,150,674</u>	(1) Pari-Mutuel Distributions <u>14,536,602</u>	(1) Pari-Mutuel Distributions <u>7,457,266</u>
(2) Commissions to SR <u>1,858,869</u>	(2) Commissions to SR <u>3,230,587</u>	(2) Commissions to SR <u>1,703,499</u>
(3) Project Funding to SR <u>369,851</u>	(3) Project Funding to SR <u>141,325</u>	(3) Project Funding to SR <u>58,659</u>
TOTAL to Santa Rosa <u>2,228,720</u>	TOTAL to Santa Rosa <u>3,371,912</u>	TOTAL to Santa Rosa <u>1,762,158</u>
2009	2000-2009	
(1) Pari-Mutuel Distributions <u>5,894,507</u>	(1) Pari-Mutuel Distributions <u>84,229,177</u>	
(2) Commissions to SR <u>1,423,305</u>	(2) Commissions to SR <u>20,199,463</u>	
(3) Project Funding to SR <u>48,066</u>	(3) Project Funding to SR <u>1,845,528</u>	
TOTAL to Santa Rosa <u>1,471,371</u>	TOTAL to Santa Rosa <u>22,044,991</u>	

\$84.2 Million - Pari-Mutuel Distributions Made by CARF on Behalf of Sonoma County Fair

\$20.2 Million - Pari-Mutuel Commissions Paid by CARF to Sonoma County Fair

\$1.85 Million - Project Funding Paid by CARF to Sonoma County Fair

* Does not include \$1.5 Million loan from F&E for Turf Course, facilitated by CARF.



	Sonoma 2009	Sonoma 2008	Wine Country 2007	Sonoma 2006	Sonoma 2005	Sonoma 2004	Sonoma 2003	Sonoma 2002	Sonoma 2001	Sonoma 2000
REVENUE:	7/29-8/9	7/23-8/4	7/11-8/6	7/27-8/8	7/27-8/8	7/28-8/9	07/23 - 08/04	07/24 - 08/05	07/25 - 08/06	07/26 - 08/07
Takeout	5,049,966	6,564,091	12,865,483	7,322,068	7,592,913	7,551,129	7,120,965	7,419,739	7,453,611	8,176,076
Programs	35,006	43,622	91,564	45,355	51,321	57,869	63,443	71,064	37,487	38,941
Overlap/Redistribute										
Intra Outs/Refunds	48,600	50,945	73,888	39,483	44,380	81,790	41,852	46,497	41,284	45,334
Rights Fees	31,826	43,170	76,944	35,248	30,571	27,483	23,683	21,873	21,101	19,951
Misc Revenue	6,310	6,975	18,771	8,560	6,486	8,181	7,388	9,060	14,753	6,253
Supplemental Purses	91,460	89,910	220,235	133,550	93,760	78,045	98,400	101,780	95,700	94,350
Decoder Revenue	26,933	22,624	45,117	24,804	13,513	14,237	13,563	12,362	14,008	13,557
Share On Track Expenses	(2,257)	(2,600)	(4,862)	(2,548)	(652)	(2,828)	(2,694)	(1,019)	(471)	0
AB509 International Los Alamitos	0	0	0	0	0	0	0	0	0	0
Playfair/Claims/Other	0	0	0	0	0	0	0	0	0	11,745
ADW California & Exports	606,663	638,529	1,149,462	544,154	536,513	399,746	293,078	180,959	0	0
Total	5,894,507	7,457,266	14,536,602	8,150,674	8,368,804	8,215,653	7,659,677	7,862,315	7,677,473	8,406,206
DISTRIBUTED:										
F&E Fund 19614d/License	60,961	314,852	595,143	354,959	387,143	392,407	390,506	402,535	422,477	443,831
F&E Recapture	6,148	0	0	0	0	0	0	0	0	0
CHRB Support	79,368	0	0	0	0	0	0	0	0	0
Rfee License Fee	0	3,454	6,156	2,820	2,446	2,199	1,895	1,750	1,688	1,596
Sec 19601.2(a)										
Commingle Guest O/S	1,389,318	1,895,791	3,859,916	2,167,955	1,975,991	1,899,695	1,584,994	1,713,735	1,591,091	2,113,290
Interstate Host	164,279	206,852	391,337	199,043	201,523	188,234	179,818	180,260	175,083	152,739
Location Fee	259,045	336,680	656,678	353,432	391,402	401,696	408,846	421,496	433,883	442,864
Promotion	53,667	69,921	138,677	75,762	84,002	85,730	87,003	89,810	91,941	93,443
City/County	53,795	68,989	131,078	75,997	84,083	85,178	86,435	88,745	91,923	93,861
Stabling/Vanning	160,999	201,023	398,696	178,041	197,404	201,466	204,457	157,168	160,897	163,526
Equine Lab	16,302	20,906	39,722	23,030	25,480	25,812	26,195	26,893	27,856	28,443
Owners	12,026	15,314	29,283	16,851	18,815	19,280	19,498	20,269	21,062	22,209
Breeders	88,992	110,473	211,183	121,314	132,394	133,104	133,125	137,060	141,172	145,292
Rfee Breeders	955	1,191	2,124	973	844	759	654	604	582	551
ADW DISTRIBUTED:										
DIR	1,215	1,285	2,443	1,157	1,155	871	653	4	0	0
Equine	4,455	4,711	8,956	4,241	4,235	3,192	2,394	15	0	0
Backstretch	6,683	7,067	13,434	6,362	6,352	4,788	3,592	2,251	0	0
Location Fees	80,100	85,245	162,841	77,113	76,997	58,042	43,535	27,286	0	0
Retirement Fund	12,142	12,842	0	0	0	0	0	0	0	0
AB480	902	417	0	0	0	0	0	0	0	0
Workers Comp (CA & Exports)	9,155	11,085	17,554	8,805	7,915	6,335	0	0	0	0
Breeders (CA & Exports)	23,826	25,080	45,366	20,847	20,596	15,331	11,270	7,102	0	0
License Fee on exports	0	4,673	5,859	2,775	2,864	1,924	1,370	516	0	0
F&E	156	0	0	0	0	0	0	0	0	0
CHRB Support	2,019	0	0	0	0	0	0	0	0	0
MOVED TO PURSE ACCT										
Purses Generated	876,691	1,103,532	2,093,241	1,272,383	1,378,609	1,376,209	1,355,759	1,425,172	1,467,908	1,552,936
License SB16	48,885	0	0	0	0	0	0	0	0	0
Overlap/Redistribute 19601.2(a)										
Excess 6%	188,173	269,886	514,640	297,570	336,486	372,552	391,340	406,051	427,934	455,163
Rfees	15,436	19,262	34,332	15,728	13,641	12,263	10,567	9,760	9,415	8,902
Misc Revenue	3,155	3,487	9,385	4,280	3,243	4,090	3,694	4,530	7,377	3,126
Decoder Revenue	13,467	11,312	22,559	12,402	6,756	7,118	6,781	6,181	7,004	6,778
Intra Outs/Refunds	24,300	25,472	36,944	19,742	22,190	40,895	20,926	23,248	20,642	22,667
Supplemental	0	0	0	0	0	0	0	0	0	0
Performance	91,460	89,910	220,235	133,550	93,760	78,045	98,400	101,780	95,700	94,350
AB 701 W/C	60,119	79,599	158,769	90,537	94,797	96,375	0	0	0	0
ADW - Purses (CA & Export)	234,367	244,411	448,597	212,848	209,489	155,546	115,788	72,375	0	0
PAID TO TRACK:										
Commissions Generated	735,562	921,927	1,735,807	1,075,328	1,189,799	1,199,325	1,208,401	1,266,597	1,314,744	1,372,738
License SB16	48,885	0	0	0	0	0	0	0	0	0
Redistribute	0	0	0	0	0	0	0	0	0	0
Out of State	129,938	169,417	345,807	181,007	171,445	160,666	130,884	142,845	134,463	161,006
Excess 6%	188,173	269,886	514,640	297,570	336,486	372,552	391,340	406,051	427,934	455,163
RFees	15,436	19,262	34,332	15,728	13,641	12,263	10,567	9,760	9,415	8,902
Misc Revenue	3,155	3,487	9,385	4,280	3,243	4,090	3,694	4,530	7,377	3,126
Decoder Revenue	13,467	11,312	22,559	12,402	6,756	7,118	6,781	6,181	7,004	6,778
Intra Outs/Refunds	24,300	25,472	36,944	19,742	22,190	40,895	20,926	23,248	20,642	22,667
Simulcast Expense (ncot)	428,651	509,043	1,050,867	541,292	587,054	540,849	522,365	535,051	523,246	491,319
Track Programs	35,006	43,622	91,564	45,355	51,321	57,869	63,443	71,064	37,487	38,941
Ontrack Expenses	(2,257)	(2,600)	(4,862)	(2,548)	(652)	(2,828)	(2,694)	(1,019)	(471)	0
ADW - Track (CA & Export)	231,641	241,712	444,410	210,006	206,909	153,714	114,472	71,400	0	0
Rounding Adjustment	(9)	0	1	0	1	4	3	9	0	0
Racing Audit Adj									(1)	
Playfair/Claims/Other	0	0	0	0	0	0	0	0	0	0
Total Purses	1,556,052	1,846,873	3,538,702	2,059,039	2,158,971	2,143,094	2,003,255	2,049,097	2,035,979	2,143,923
Total Commissions	1,423,297	1,703,499	3,230,587	1,858,869	2,001,137	2,005,668	1,947,818	2,000,666	1,958,593	2,069,321

California Authority of Racing Fairs

Cumulative Funding Disbursements to Sonoma County Fair 2000-2009

	<u>2000</u>	<u>2001</u>	<u>2002</u>	<u>2003</u>	<u>2004</u>	<u>2005</u>	<u>2006</u>	<u>2007</u>	<u>2008</u>	<u>2009</u>	<u>TOTALS</u>
Infotext Funds							\$26,689	\$754	\$691		\$28,134
LOUI Area Enhancements	\$112,909					\$34,838					\$147,747
Equipment Replacement Fund	\$11,452	\$10,718	\$13,430	\$54,058	\$34,628	\$100,912	\$10,286	\$29,554	\$12,717	\$2,816	\$280,571
SWF upgrades											
SWF upgrades		\$37,000									\$37,000
SWF upgrades							\$35,750				\$35,750
SWF Million alloc funds							\$63,239				\$63,239
Backstretch Improvements											
Horsemen's Trailer Park upgrade		\$150,000									\$150,000
Trailer Park - Sonoma				\$107,740							\$107,740
New Fence				\$4,900							\$4,900
Tack Rooms				\$84,179							\$84,179
Turf Course at Sonoma						\$170,256					\$170,256
Turf Course tractor/mower						\$74,357					\$74,357
Grandstand ticket booth							\$50,000				\$50,000
Fire Sprinklers							\$15,000				\$15,000
Horsemen's Park							\$54,786				\$54,786
Trailer Lot							\$68,851				\$68,851
Turf Track Equipment								\$65,768			\$65,768
Racetrack Maintenance											
Total Funding	\$124,361	\$242,968	\$58,680	\$296,127	\$79,878	\$425,613	\$369,851	\$141,325	\$58,659	\$48,066	\$1,845,528
		\$45,250	\$45,250	\$45,250	\$45,250	\$45,250	\$45,250	\$45,250	\$45,250	\$45,250	\$407,250

NOTE: Does not include \$1.5 Million loan from F&E for Turf Course, facilitated by CARF May 2002.

CALIFORNIA AUTHORITY OF RACING FAIRS PROJECT FUNDING & PARI-MUTUEL DISTRIBUTIONS

HUMBOLDT COUNTY FAIR

(1) PARI-MUTUEL DISTRIBUTIONS MADE BY CARF ON
BEHALF OF THE HUMBOLDT COUNTY FAIR

(2) PARI-MUTUEL COMMISSIONS PAID TO HUMBOLDT COUNTY FAIR

(3) PROJECT FUNDING PAID TO HUMBOLDT COUNTY FAIR

2000-2009

2000		2001		2002	
(1) Pari-Mutuel Distributions	730,266	(1) Pari-Mutuel Distributions	775,571	(1) Pari-Mutuel Distributions	792,123
(2) Commissions to FER	219,351	(2) Commissions to FER	241,349	(2) Commissions to FER	248,051
(3) Project Funding to FER	136,518	(3) Project Funding to FER	41,188	(3) Project Funding to FER	240,899
TOTAL to Ferndale	355,869	TOTAL to Ferndale	282,537	TOTAL to Ferndale	488,950

2003		2004		2005	
(1) Pari-Mutuel Distributions	732,397	(1) Pari-Mutuel Distributions	812,600	(1) Pari-Mutuel Distributions	874,193
(2) Commissions to FER	230,333	(2) Commissions to FER	237,687	(2) Commissions to FER	258,095
(3) Project Funding to FER	28,588	(3) Project Funding to FER	55,296	(3) Project Funding to FER	107,250
TOTAL to Ferndale	258,921	TOTAL to Ferndale	292,983	TOTAL to Ferndale	365,345

2006		2007		2008	
(1) Pari-Mutuel Distributions	879,482	(1) Pari-Mutuel Distributions	941,483	(1) Pari-Mutuel Distributions	918,309
(2) Commissions to FER	237,112	(2) Commissions to FER	259,682	(2) Commissions to FER	219,455
(3) Project Funding to FER	27,250	(3) Project Funding to FER	516,625	(3) Project Funding to FER	27,250
TOTAL to Ferndale	264,362	TOTAL to Ferndale	776,307	TOTAL to Ferndale	246,705

2009	
(1) Pari-Mutuel Distributions	1,132,348
(2) Commissions to FER	257,631
(3) Project Funding to FER	27,250
TOTAL to Ferndale	284,881

2000-2009	
(1) Pari-Mutuel Distributions	8,588,772
(2) Commissions to FER	2,408,746
(3) Project Funding to FER	1,208,114
TOTAL to Ferndale	3,616,860

\$8.6 Million - Pari-Mutuel
Distributions Made by CARF
on Behalf of Humboldt
County Fair

\$2.4 Million - Pari-Mutuel
Commissions Paid by CARF to
Humboldt County Fair

\$1.2 Million - Project Funding
Paid by CARF to Humboldt
County Fair



	Humboldt 2009	Humboldt 2008	Humboldt 2007	Humboldt 2006	Humboldt 2005	Humboldt 2004	Humboldt 2003	Humboldt 2002	Humboldt 2001	Humboldt 2000
<u>REVENUE:</u>	8/14-8/23	8/7-8/17	8/9-8/19	8/11-8/21	8/11-8/21	8/12-8/22	08/07 - 08/17	08/08 - 08/18	08/09 - 08/19	08/10 - 08/20
Takeout	630,844	474,484	449,077	416,404	445,820	425,029	399,761	514,038	500,203	471,640
Programs	0	0	0	0	0	0	0	0	0	0
Overlap/Redistribute	55,616	77,538	86,759	86,706	91,563	89,770	92,140	99,899	97,496	93,629
Intra Outs/Refunds	0	0	0	0	0	0	0	0	0	0
Rights Fees	0	0	0	0	2,500	0	0	0	0	0
Misc Revenue	2,128	2,414	3,679	3,586	3,717	2,404	2,408	2,480	6,017	477
Supplemental Purses	259,758	240,937	239,813	257,695	218,133	208,234	179,850	169,802	171,988	164,522
Decoder Revenue	1,647	0	0	0	0	0	0	0	0	0
Share On Track Expenses	(1,191)	(1,327)	(1,180)	(1,115)	(865)	(3,074)	(834)	(141)	(133)	0
AB509 International Los Alamitos	0	0	0	0	0	0	0	0	0	0
Playfair/Claims/Other	0	0	0	0	0	0	4,911	0	0	0
ADW California & Exports	183,547	124,263	163,334	116,206	113,325	90,237	54,161	6,045	0	0
Total	1,132,348	918,309	941,483	879,482	874,193	812,600	732,397	792,123	775,571	730,266
<u>DISTRIBUTED:</u>										
F&E Fund 19614d/License	16,328	24,068	27,162	25,392	28,337	27,869	26,769	32,663	32,985	32,070
F&E Recapture	709	0	0	0	0	0	0	0	0	0
CHRB Support	9,155	0	0	0	0	0	0	0	0	0
Rfee License Fee	0	0	0	0	200	0	0	0	0	0
Sec 19601.2(a)										
Commingle Guest O/S	173,294	122,864	52,126	42,545	28,651	13,135	10,596	37,732	22,108	3,256
Interstate Host	8,958	0	0	0	0	0	0	0	0	0
Location Fee	24,283	16,601	21,250	20,317	24,013	25,293	23,270	30,912	31,862	30,963
Promotion	4,863	3,320	4,250	4,063	4,802	5,059	4,654	6,182	6,372	6,193
City/County	6,528	5,128	6,098	5,752	6,520	6,480	6,252	7,505	7,682	7,544
Stabling/Vanning	14,588	9,546	12,219	9,549	11,286	11,888	10,937	10,819	11,152	10,837
Equine Lab	1,978	1,554	1,848	1,743	1,976	1,964	1,895	2,274	2,328	2,286
Owners	1,626	1,493	1,661	1,588	1,848	1,917	1,918	2,252	2,339	2,292
Breeders	10,945	7,956	9,016	8,422	9,387	9,087	8,677	10,699	10,776	10,366
Rfee Breeders	0	0	0	0	69	0	0	0	0	0
<u>ADW DISTRIBUTED:</u>										
DIR	374	252	350	254	251	208	123	0	0	0
Equine	1,373	922	1,284	930	921	761	451	0	0	0
Backstretch	2,059	1,383	1,926	1,395	1,382	1,142	676	57	0	0
Location Fees	18,872	12,718	21,946	16,908	16,745	13,838	8,194	697	0	0
Retirement Fund	3,740	2,513	0	0	0	0	0	0	0	0
AB480	6,088	4,048	1,399	0	0	0	0	0	0	0
Workers Comp (CA & Exports)	2,774	1,997	2,551	1,672	1,561	1,179	0	0	0	0
Breeders (CA & Exports)	5,084	3,547	4,698	3,628	3,340	2,587	1,638	189	0	0
License Fee on exports	0	741	678	372	345	181	124	76	0	0
F&E	28	0	0	0	0	0	0	0	0	0
CHRB Support	359	0	0	0	0	0	0	0	0	0
<u>MOVED TO PURSE ACCT</u>										
Purses Generated	134,694	114,880	124,006	117,310	127,540	122,188	119,605	142,076	140,415	138,415
License SB16	5,638	0	0	0	0	0	0	0	0	0
Overlap/Redistribute 19601.2(a)										
Excess 6%	(4,340)	(15,357)	(9,797)	(7,642)	(2,104)	(2,986)	(3,649)	6,384	4,379	(9,044)
Rfees	0	0	0	0	1,116	0	0	0	0	0
Misc Revenue	1,064	1,207	1,840	1,793	1,859	1,202	1,204	1,240	3,008	238
Decoder Revenue	824	0	0	0	0	0	0	0	0	0
Intra Outs/Refunds	0	0	0	0	0	0	0	0	0	0
Supplemental	218,418	203,667	187,918	199,895	176,173	179,494	144,325	122,692	130,013	130,772
Performance	41,340	37,270	51,895	57,800	41,960	28,740	35,525	47,110	41,975	33,750
AB 701 W/C	8,523	6,993	6,625	5,980	6,570	6,060	0	0	0	0
ADW - Purses (CA & Export)	72,933	49,024	65,505	46,469	45,104	35,780	21,775	2,542	0	0
<u>PAID TO TRACK:</u>										
Commissions Generated	109,079	97,390	111,872	107,283	119,087	116,108	114,014	133,603	134,410	134,156
License SB16	5,638	0	0	0	0	0	0	0	0	0
Redistribute	55,616	77,538	86,759	86,706	91,563	89,770	92,140	99,899	97,496	93,629
Out of State	21,081	12,886	7,192	5,509	3,766	2,103	1,366	4,583	2,189	372
Excess 6%	(4,340)	(15,357)	(9,797)	(7,642)	(2,104)	(2,986)	(3,649)	6,384	4,379	(9,044)
RFees	0	0	0	0	1,116	0	0	0	0	0
Misc Revenue	1,064	1,207	1,840	1,793	1,859	1,202	1,204	1,240	3,008	238
Decoder Revenue	824	0	0	0	0	0	0	0	0	0
Intra Outs/Refunds	0	0	0	0	0	0	0	0	0	0
Simulcast Expense (ncot)	81,619	80,518	83,346	76,236	76,247	81,850	77,106	79,970	86,828	110,977
Track Programs	0	0	0	0	0	0	0	0	0	0
Ontrack Expenses	(1,191)	(1,327)	(1,180)	(1,115)	(865)	(3,074)	(834)	(141)	(133)	0
ADW - Track (CA & Export)	69,862	47,118	62,997	44,797	43,675	34,561	21,179	2,483	0	0
Rounding Adjustment	(2)	(0)	(0)	(218)	(0)	2	2	0	0	0
Racing Audit Adj	0	0	0	0	0	0	0	0	0	0
Playfair/Claims/Other	0	0	0	0	0	0	4,911	0	0	0
	1,132,348	918,309	941,483	879,482	874,193	812,600	732,397	792,123	775,571	730,266
Total Purses	479,093	397,684	427,992	421,604	398,217	370,477	318,786	322,043	319,790	294,131
Total Commissions	257,629	219,455	259,682	237,112	258,095	237,687	230,333	248,051	241,349	219,351

California Authority of Racing Fairs

Cumulative Funding Disbursements to Humboldt County Fair 2000-2009

	2000	2001	2002	2003	2004	2005	2006	2007	2008	2009	TOTALS
Infotext Funds											\$0
LOU1 Area Enhancements	\$136,518										\$136,518
Backstretch Improvements											
Showers - backstretch		\$13,938									\$13,938
Backstretch Restrooms			\$213,649								\$213,649
Restroom - CCA project				\$1,338							\$1,338
RV Lot gravel					\$13,016						\$13,016
Horse Stalls,Paint					\$15,030						\$15,030
Grandstand Restroom						\$80,000					\$80,000
Jockey Quarters								\$489,375			\$489,375
Racetrack Maintenance		\$27,250	\$27,250	\$27,250	\$27,250	\$27,250	\$27,250	\$27,250	\$27,250	\$27,250	\$245,250
Total Funding	\$136,518	\$41,188	\$240,899	\$28,588	\$55,296	\$107,250	\$27,250	\$516,625	\$27,250	\$27,250	\$1,208,115

CALIFORNIA AUTHORITY OF RACING FAIRS PROJECT FUNDING & PARI-MUTUEL DISTRIBUTIONS

CALIFORNIA STATE FAIR

(1) PARI-MUTUEL DISTRIBUTIONS MADE BY CARF ON
BEHALF OF THE CALIFORNIA STATE FAIR

(2) PARI-MUTUEL COMMISSIONS PAID TO CALIFORNIA STATE FAIR
(3) PROJECT FUNDING PAID TO CALIFORNIA STATE FAIR

2000-2009

2000		2001		2002	
(1) Pari-Mutuel Distributions	4,872,547	(1) Pari-Mutuel Distributions	5,134,085	(1) Pari-Mutuel Distributions	5,167,046
(2) Commissions to SAC	1,331,899	(2) Commissions to SAC	1,402,777	(2) Commissions to SAC	1,409,929
(3) Project Funding to SAC	90,405	(3) Project Funding to SAC	273,638	(3) Project Funding to SAC	215,559
TOTAL to Sacramento	1,422,304	TOTAL to Sacramento	1,676,415	TOTAL to Sacramento	1,625,488

2003		2004		2005	
(1) Pari-Mutuel Distributions	4,885,429	(1) Pari-Mutuel Distributions	4,840,756	(1) Pari-Mutuel Distributions	20,588
(2) Commissions to SAC	1,315,074	(2) Commissions to SAC	1,251,551	(2) Commissions to SAC	10,294
(3) Project Funding to SAC	203,591	(3) Project Funding to SAC	360,318	(3) Project Funding to SAC	70,644
TOTAL to Sacramento	1,518,665	TOTAL to Sacramento	1,611,869	TOTAL to Sacramento	80,938

2006		2007		2008	
(1) Pari-Mutuel Distributions	0	(1) Pari-Mutuel Distributions	0	(1) Pari-Mutuel Distributions	5,208,448
(2) Commissions to SAC	0	(2) Commissions to SAC	0	(2) Commissions to SAC	1,299,776
(3) Project Funding to SAC	217,544	(3) Project Funding to SAC	45,250	(3) Project Funding to SAC	95,250
TOTAL to Sacramento	217,544	TOTAL to Sacramento	45,250	TOTAL to Sacramento	1,395,026

2009	
(1) Pari-Mutuel Distributions	5,354,391
(2) Commissions to SAC	1,352,635
(3) Project Funding to SAC	96,511
TOTAL to Sacramento	1,449,146

2000-2009	
(1) Pari-Mutuel Distributions	35,483,290
(2) Commissions to SAC	9,373,935
(3) Project Funding to SAC	1,668,710
TOTAL to Sacramento	11,042,645

\$35.5 Million - Pari-Mutuel
Distributions Made by CARF
on Behalf of California
State Fair

\$9.4 Million - Pari-Mutuel
Commissions Paid by CARF to
California State Fair

\$1.67 Million - Project Funding
Paid by CARF to California
State Fair



	Sacramento 2009 8/26-9/7	Sacramento 2008 8/20-9/1	Sacramento 2007 0.00	Sacramento 2006 0.00	Sacramento 2005 0.00	Sacramento 2004 8/25-9/6	Sacramento 2003 08/20 - 09/01	Sacramento 2002 08/21 - 09/02	Sacramento 2001 08/22 - 09/03	Sacramento 2000 08/23 - 09/04
REVENUE:										
Takeout	4,471,395	4,449,224	0	0	0	4,028,513	4,177,602	4,409,780	4,627,376	4,440,465
Programs	36,714	39,140	0	0	0	31,542	35,963	41,325	21,310	21,348
Overlap/Redistribute						234,204	249,643	276,247	278,424	265,067
Intra Outs/Refunds	47,481	0	0	0	20,588	21,007	27,818	25,738	26,137	24,585
Rights Fees	14,018	34,100	0	0	0	15,838	16,659	14,885	12,969	19,634
Misc Revenue	5,635	5,334	0	0	0	3,372	5,125	5,511	7,658	3,957
Supplemental Purses	84,640	65,200	0	0	0	172,858	156,213	252,674	152,566	80,999
Decoder Revenue	29,457	20,833	0	0	0	8,302	9,032	7,675	8,543	8,147
Share On Track Expenses	(2,021)	(2,145)	0	0	0	(2,920)	(1,426)	(215)	(898)	0
AB509 International Los Alamitos	0	0	0	0	0	0	0	0	0	0
Playfair/Claims/Other	0	0	0	0	0	30,393	0	0	0	8,346
ADW California & Exports	667,071	596,762	0	0	0	297,647	208,801	133,427	0	0
Total	5,354,391	5,208,448	0	0	20,588	4,840,757	4,885,429	5,167,046	5,134,085	4,872,547
DISTRIBUTED:										
F&E Fund 19614d/License	40,628	225,513	0	0	0	223,081	234,780	256,867	270,607	252,622
F&E Recapture	5,868	0	0	0	0	0	0	0	0	0
CHRB Support	75,753	0	0	0	0	0	0	0	0	0
Rfee License Fee	0	2,728	0	0	0	1,267	1,333	1,191	1,037	1,571
Sec 19601.2(a)										
Commingle Guest O/S	932,420	769,015	0	0	0	813,115	845,983	818,344	910,650	973,407
Interstate Host	183,726	196,102	0	0	0	112,786	124,689	118,497	111,912	94,251
Location Fee	270,348	284,724	0	0	0	236,275	249,264	274,152	279,182	262,124
Promotion	58,053	61,868	0	0	0	50,403	53,100	58,123	59,796	55,701
City/County	52,874	56,331	0	0	0	49,021	51,817	56,409	58,380	54,143
Stabling/Vanning	174,158	177,871	0	0	0	118,447	124,785	101,714	104,644	97,478
Equine Lab	16,023	17,070	0	0	0	14,855	15,702	17,094	17,691	16,408
Owners	11,741	12,541	0	0	0	11,398	12,029	13,548	13,926	13,270
Breeders	85,581	86,832	0	0	0	75,419	79,663	85,688	88,825	82,614
Rfee Breeders	421	941	0	0	0	437	460	411	358	542
ADW DISTRIBUTED:										
DIR	1,396	1,284	0	0	0	678	478	3	0	0
Equine	5,119	4,707	0	0	0	2,487	1,753	11	0	0
Backstretch	7,679	7,061	0	0	0	3,730	2,630	1,652	0	0
Location Fees	70,406	64,795	0	0	0	45,209	31,873	20,021	0	0
Retirement Fund	13,950	12,830	0	0	0	0	0	0	0	0
AB480	22,672	20,789	0	0	0	0	0	0	0	0
Workers Comp (CA & Exports)	9,959	8,901	0	0	0	4,162	0	0	0	0
Breeders (CA & Exports)	28,316	23,109	0	0	0	11,688	8,136	5,262	0	0
License Fee on exports	0	1,893	0	0	0	852	811	480	0	0
F&E	92	0	0	0	0	0	0	0	0	0
CHRB Support	1,185	0	0	0	0	0	0	0	0	0
MOVED TO PURSE ACCT										
Purses Generated	774,855	792,321	0	0	0	762,043	798,522	872,477	911,645	859,102
License SB16	46,657	0	0	0	0	0	0	0	0	0
Overlap/Redistribute 19601.2(a)						30,393				
Excess 6%	195,786	217,355	0	0	0	222,013	264,115	295,836	321,960	303,998
Rfees	6,799	15,216	0	0	0	7,067	7,433	6,642	5,787	8,761
Misc Revenue	2,818	2,667	0	0	0	1,686	2,563	2,755	3,829	1,978
Decoder Revenue	14,728	10,416	0	0	0	4,151	4,516	3,837	4,271	4,073
Intra Outs/Refunds	23,741	0	0	0	10,294	10,504	13,909	12,869	13,068	12,293
Supplemental	0	0	0	0	0	99,748	68,788	150,894	57,291	1,549
Performance	84,640	65,200	0	0	0	73,110	87,425	101,780	95,275	79,450
AB 701 W/C	50,928	49,129	0	0	0	50,556	0	0	0	0
ADW - Purses (CA & Export)	253,224	226,149	0	0	0	114,986	81,917	53,253	0	0
PAID TO TRACK:										
Commissions Generated	676,176	707,428	0	0	0	679,273	711,814	790,931	825,042	772,871
License SB16	46,657	0	0	0	0	0	0	0	0	0
Redistribute	0	0	0	0	0	108,580	116,035	129,102	130,276	127,283
Out of State	98,165	84,454	0	0	0	75,799	78,950	74,102	78,051	79,295
Excess 6%	195,786	217,355	0	0	0	222,013	264,115	295,836	321,960	303,998
RFees	6,799	15,216	0	0	0	7,067	7,433	6,642	5,787	8,761
Misc Revenue	2,818	2,667	0	0	0	1,686	2,563	2,755	3,829	1,978
Decoder Revenue	14,728	10,416	0	0	0	4,151	4,516	3,837	4,271	4,073
Intra Outs/Refunds	23,741	0	0	0	10,294	10,504	13,909	12,869	13,068	12,293
Simulcast Expense (ncot)	479,221	493,313	0	0	0	437,640	401,881	427,307	401,171	365,314
Track Programs	36,714	39,140	0	0	0	31,542	35,963	41,325	21,310	21,348
Ontrack Expenses	(2,021)	(2,145)	0	0	0	(2,920)	(1,426)	(215)	(898)	0
ADW - Track (CA & Export)	253,074	225,244	0	0	0	113,852	81,200	52,739	0	0
Rounding Adjustment	(7)	1	0	0	0	4	3	6	0	0
Racing Audit Adj	0	0	0	0	0	0	0	0	80	(0)
Playfair/Claims/Other	0	0	0	0	0	0	0	0	0	0
	5,354,391	5,208,448	0	0	20,588	4,840,757	4,885,429	5,167,046	5,134,085	4,872,547
Total Purses	1,454,175	1,378,454	0	0	10,294	1,376,256	1,329,187	1,500,343	1,413,127	1,271,203
Total Commissions	1,352,628	1,299,776	0	0	10,294	1,251,551	1,315,074	1,409,929	1,402,777	1,331,899

California Authority of Racing Fairs

Cumulative Funding Disbursements to California Exposition & State Fair 2000-2009

	2000	2001	2002	2003	2004	2005	2006	2007	2008	2009	TOTALS
Infotext Funds											\$0
LOU1 Area Enhancements											\$0
Equipment Replacement Fund	\$36,794	\$33,000	\$57,559	\$137,230	\$30,068	\$25,394	\$3,903	\$0	\$0	\$0	\$323,946
SWF upgrades	\$53,611	\$3,389	\$15,750								\$72,750
SWF Million alloc funds							\$75,891				\$75,891
Backstretch Improvements											
Backstretch Restrooms		\$192,000									\$192,000
Car wash/Holding Pen			\$23,921								\$23,921
Washracks,security lighting,tackroom			\$73,079								\$73,079
Timing System				\$21,111							\$21,111
ADA Restroom					\$144,001						\$144,001
Tack Room					\$137,924						\$137,924
Restrooms					\$3,074						\$3,074
Horsemen Trailer Park							\$92,500				\$92,500
Grandstand Flooring, Clubhouse									\$50,000		\$50,000
Roof/Railing										\$51,261	\$51,261
ADA Barn "P" Restroom/Showers											
Racetrack Maintenance		\$45,250	\$45,250	\$45,250	\$45,250	\$45,250	\$45,250	\$45,250	\$45,250	\$45,250	\$407,250
Total Funding	\$90,405	\$273,638	\$215,559	\$203,591	\$360,318	\$70,644	\$217,544	\$45,250	\$95,250	\$96,511	\$1,668,709

CALIFORNIA AUTHORITY OF RACING FAIRS PROJECT FUNDING & PARI-MUTUEL DISTRIBUTIONS

BIG FRESNO FAIR

(1) PARI-MUTUEL DISTRIBUTIONS MADE BY CARF ON
BEHALF OF THE BIG FRESNO FAIR

(2) PARI-MUTUEL COMMISSIONS PAID TO THE BIG FRESNO FAIR

(3) PROJECT FUNDING PAID TO THE BIG FRESNO FAIR

2000-2009

2000		2001		2002	
(1) Pari-Mutuel Distributions	1,559,317	(1) Pari-Mutuel Distributions	1,621,516	(1) Pari-Mutuel Distributions	38,733,941
(2) Commissions to FNO	404,003	(2) Commissions to FNO	459,130	(2) Commissions to FNO	10,120,499
(3) Project Funding to FNO	1,775	(3) Project Funding to FNO	59,389	(3) Project Funding to FNO	333,250
TOTAL to Fresno	405,778	TOTAL to Fresno	518,519	TOTAL to Fresno	10,453,749
2003		2004		2005	
(1) Pari-Mutuel Distributions	1,697,917	(1) Pari-Mutuel Distributions	1,631,061	(1) Pari-Mutuel Distributions	1,906,521
(2) Commissions to FNO	450,394	(2) Commissions to FNO	420,297	(2) Commissions to FNO	475,375
(3) Project Funding to FNO	407,975	(3) Project Funding to FNO	284,109	(3) Project Funding to FNO	222,541
TOTAL to Fresno	858,369	TOTAL to Fresno	704,406	TOTAL to Fresno	697,916
2006		2007		2008	
(1) Pari-Mutuel Distributions	2,184,954	(1) Pari-Mutuel Distributions	2,202,137	(1) Pari-Mutuel Distributions	2,478,961
(2) Commissions to FNO	515,163	(2) Commissions to FNO	498,877	(2) Commissions to FNO	700,845
(3) Project Funding to FNO	240,310	(3) Project Funding to FNO	195,099	(3) Project Funding to FNO	62,751
TOTAL to Fresno	755,473	TOTAL to Fresno	693,976	TOTAL to Fresno	763,596
2009		2000-2009		<p>\$58.7 Million - Pari-Mutuel Distributions Made by CARF on Behalf of the Big Fresno Fair</p> <p>\$15.4 Million - Pari-Mutuel Commissions Paid by CARF to the Big Fresno Fair</p> <p>\$1.87 Million - Project Funding Paid by CARF to the Big Fresno Fair</p>	
(1) Pari-Mutuel Distributions	4,633,995	(1) Pari-Mutuel Distributions	58,650,320		
(2) Commissions to FNO	1,091,620	(2) Commissions to FNO	15,362,203		
(3) Project Funding to FNO	60,511	(3) Project Funding to FNO	1,867,710		
TOTAL to Fresno	1,152,131	TOTAL to Fresno	17,229,913		



	Fresno 2009	Fresno 2008	Fresno 2007	Fresno 2006	Fresno 2005	Fresno 2004	Fresno 2003	Fresno 2002	Fresno 2001	Fresno 2000
	10/7-10/18	10/1-10/13	10/3-10/14	10/5-10/16	10/5-10/16	10/6-10/17	10/01-10/13	10/02 - 10/14	10/03 - 10/14	10/04 - 10/15
REVENUE:										
Takeout	4,043,824	1,486,074	1,483,384	1,540,015	1,420,218	1,197,094	1,261,192	1,267,290	1,325,192	1,188,800
Programs	30,986	8,214	11,982	8,790	5,779	0	0	0	0	0
Overlap/Redistribute	0	275,432	0	0	0	0	0	0	0	0
Intra Outs/Refunds	0	0	0	0	0	0	0	0	0	0
Rights Fees	22,469	(4,037)	0	0	0	0	0	0	0	0
Misc Revenue	6,862	4,475	6,053	4,047	4,102	3,174	45	464	1,264	2,466
Supplemental Purses	90,100	464,816	458,259	419,008	337,420	288,608	330,515	392,196	295,794	368,050
Decoder Revenue	23,305	0	0	0	0	0	0	0	0	0
Share On Track Expenses	(1,614)	(1,628)	(1,977)	(1,980)	(2,010)	(3,335)	(1,861)	(768)	(735)	0
AB509 International Los Alamitos	0	0	0	0	0	0	0	0	0	0
Playfair/Claims/Other	0	0	0	0	0	3,814	3,085	0	0	0
ADW California & Exports	418,064	245,615	244,436	215,073	141,013	141,705	104,942	16,688	0	0
Total	4,633,995	2,478,961	2,202,136	2,184,954	1,906,521	1,631,061	1,697,917	1,675,870	1,621,516	1,559,317
DISTRIBUTED:										
F&E Fund 19614d/License	51,119	72,165	79,569	86,100	82,747	74,196	80,181	80,258	88,889	80,068
F&E Recapture	5,110	0	0	0	0	0	0	0	0	0
CHRB Support	65,969	0	0	0	0	0	0	0	0	0
Rfee License Fee	0	(323)	0	0	0	0	0	0	0	0
Sec 19601.2(a)	0	0	0	0	0	3,814	0	0	0	0
Commingle Guest O/S	990,524	439,183	326,008	289,162	212,644	112,048	108,515	110,153	38,239	33,808
Interstate Host	140,023	0	0	0	0	0	0	0	0	0
Location Fee	217,431	35,840	41,685	45,366	43,672	40,463	45,327	48,556	58,442	52,714
Promotion	44,006	7,005	8,337	9,073	8,734	8,093	9,065	9,711	11,688	10,543
City/County	45,565	15,214	17,336	18,957	18,565	16,965	18,412	18,398	20,790	18,724
Stabling/Vanning	132,018	20,139	23,969	26,086	20,526	19,018	21,304	16,995	20,455	18,450
Equine Lab	13,808	4,610	5,253	5,745	5,626	5,141	5,579	5,575	6,300	5,674
Owners	10,395	4,125	4,790	4,902	4,981	4,336	4,719	4,765	5,452	4,641
Breeders	74,282	24,468	26,845	29,184	27,972	25,110	27,099	27,104	29,984	27,106
Rfee Breeders	674	(111)	0	0	0	0	0	0	0	0
ADW DISTRIBUTED:										
DIR	1,036	495	532	492	296	316	240	29	0	0
Equine	3,799	1,815	1,949	1,805	1,086	1,160	879	105	0	0
Backstretch	5,699	2,722	2,924	2,708	1,629	1,739	1,319	157	0	0
Location Fees	52,373	25,065	26,906	24,864	15,014	21,083	15,988	1,904	0	0
Retirement Fund	10,362	4,947	0	0	0	0	0	0	0	0
AB480	16,705	7,932	8,536	7,960	0	0	0	0	0	0
Workers Comp (CA & Exports)	5,917	3,645	3,736	2,616	2,218	2,031	0	0	0	0
Breeders (CA & Exports)	10,341	6,359	6,488	5,402	3,850	3,727	2,816	469	0	0
License Fee on exports	0	1,775	1,027	866	917	574	397	197	0	0
F&E	73	0	0	0	0	0	0	0	0	0
CHRB Support	948	0	0	0	0	0	0	0	0	0
MOVED TO PURSE ACCT										
Purses Generated	738,440	378,229	412,536	445,680	433,732	387,669	414,005	410,913	446,307	399,910
License SB16	40,631	0	0	0	0	0	0	0	0	0
Overlap/Redistribute 19601.2(a)		30,798	0							
Excess 6%	118,347	(2,096)	1,601	2,990	3,293	2,148	17,597	28,217	35,915	23,747
Rfees	10,898	(1,801)	0	0	0	0	0	0	0	0
Misc Revenue	3,431	2,237	3,026	2,024	2,051	1,587	22	232	632	1,233
Decoder Revenue	11,652	0	0	0	0	0	0	0	0	0
Intra Outs/Refunds	0	0	0	0	0	0	0	0	0	0
Supplemental	0	389,196	373,199	316,818	274,630	224,188	260,615	315,801	219,944	300,000
Performance	90,100	75,620	85,060	102,190	62,790	64,420	69,900	76,395	75,850	68,050
AB 701 W/C	47,571	21,647	21,193	22,212	20,156	16,823	0	0	0	0
ADW - Purses (CA & Export)	159,731	97,950	98,899	86,468	59,585	57,023	42,755	7,069	0	0
PAID TO TRACK:										
Commissions Generated	632,618	315,871	357,234	389,789	387,621	353,439	379,461	376,887	419,484	375,496
License SB16	40,631	0	0	0	0	0	0	0	0	0
Redistribute	0	244,634	0	0	0	0	0	0	0	0
Out of State	93,593	42,501	33,573	31,661	22,225	12,406	11,542	12,306	3,834	3,527
Excess 6%	118,347	(2,096)	1,601	2,990	3,293	2,148	17,597	28,217	35,915	23,747
Rfees	10,898	(1,801)	0	0	0	0	0	0	0	0
Misc Revenue	3,431	2,237	3,026	2,024	2,051	1,587	22	232	632	1,233
Decoder Revenue	11,652	0	0	0	0	0	0	0	0	0
Intra Outs/Refunds	0	0	0	0	0	0	0	0	0	0
Simulcast Expense (ncot)	423,398	109,266	121,854	130,120	124,430	117,092	100,787	89,235	103,497	110,647
Track Programs	30,986	8,214	11,982	8,790	5,779	0	0	0	0	0
Ontrack Expenses	(1,614)	(1,628)	(1,977)	(1,980)	(2,010)	(3,335)	(1,861)	(768)	(735)	0
ADW - Track (CA & Export)	151,078	92,911	93,439	81,718	56,417	54,051	40,546	6,759	0	0
Rounding Adjustment	(6)	0	0	171	(0)	1	2	(0)	(0)	0
Racing Audit Adj	0	0	0	0	(0)	(0)	0	0	0	0
Playfair/Claims/Other	0	0	0	0	0	0	3,085	0	0	0
Total Purses	1,220,802	991,781	995,514	978,382	856,237	753,858	804,895	838,627	778,648	792,940
Total Commissions	1,091,614	700,844	498,877	515,163	475,375	420,297	450,394	423,631	459,130	404,003

California Authority of Racing Fairs

Cumulative Funding Disbursements to Big Fresno Fair 2000-2009

	2000	2001	2002	2003	2004	2005	2006	2007	2008	2009	TOTALS
LOUI Area Enhancements	\$1,775										\$1,775
Equipment Replacement Fund		\$11,619		\$5,562		\$16,197	\$5,024	\$8,643	\$17,501	\$15,261	\$79,807
SWF upgrades											
SWF upgrades		\$2,521		\$228,889	\$13,932						\$245,342
Facility Improvements											\$0
Fresno (Grandstand, VIP)					\$71,799	\$50,954					\$122,753
Fresno (equipment)					\$110,708						\$110,708
SWF Million alloc funds								\$50,591			\$50,591
Backstretch Improvements											
Electrical/Tackroom, Restroom			\$288,000								\$288,000
Backstretch Electrical				\$107,163							\$107,163
Paddock				\$21,111							\$21,111
Wash Racks					\$42,420						\$42,420
Tack Room & Grandstand						\$110,140					\$110,140
Winner's Circle							\$190,036				\$190,036
Grandstand Bath/Infield								\$90,615			\$90,615
Racetrack Maintenance											
		\$45,250	\$45,250	\$45,250	\$45,250	\$45,250	\$45,250	\$45,250	\$45,250	\$45,250	\$407,250
Total Funding	\$1,775	\$59,389	\$333,250	\$407,975	\$284,109	\$222,541	\$240,310	\$195,099	\$62,751	\$60,511	\$1,867,711

PARI-MUTUEL DISTRIBUTIONS REPORT FOR SATELLITE FACILITIES LOCATED AT CALIFORNIA FAIRS 2008

CHRIMS Detailed Distribution Report

Date Range: 01/01/2008 - 12/31/2008 Race Type: All Races
Report By: Location Location Types: Fairs

Hosts: All Hosts
Breed: Thoroughbreds

Locations: All Locations
On/Off: Off Track

Tracks: All Tracks

Location	Handle	License	City & County Tax	N/SCOTW/inc Exp. Fund	UC Davis Equine Research	Satellite Location	Van/Stable Fund	Work Comp	CMC Promotion	Track Commission	Purses	Owners	Breeders/Sires	To Out of State Tracks	Total Distributions	Attendance
Anderson	2,378,571	28,930	7,740	77,237	2,379	46,912	26,936	4,534	9,387	115,728	115,237	1,639	12,328	30,968	479,956	8,189
Bakersfield	7,279,476	87,555	23,771	243,636	7,280	144,066	80,477	14,998	29,025	357,264	356,099	4,894	37,756	84,119	1,470,940	32,761
Eureka	1,878,261	23,313	6,140	57,213	1,879	37,214	21,420	2,993	7,443	88,175	88,207	1,302	9,852	28,061	373,212	3,887
Ferndale	192,524	1,531	635	11,551	193	3,850	2,212	446	770	7,439	7,306	135	924	1,453	38,447	
Fresno	8,961,003	106,501	29,233	294,494	8,961	177,168	100,146	18,116	35,589	432,548	430,451	6,092	46,385	115,028	1,800,713	31,950
Fresno Club One	2,696,150	32,189	8,855	91,234	2,697	53,669	30,008	5,920	10,811	133,158	132,816	1,824	14,053	30,849	548,081	5,493
Lake Perris	17,566,696	357,452	57,671	473,013	17,567	349,520	176,784	41,970	70,256	852,053	841,849	11,987	93,751	153,945	3,497,818	75,215
Lancaster	14,965,410	301,072	49,123	404,961	14,966	297,714	149,945	32,765	59,903	734,253	725,909	10,168	79,821	153,033	3,013,634	75,343
Monterey	10,118,537	118,687	33,130	368,091	10,119	200,787	113,059	17,991	40,372	478,663	475,632	6,877	52,131	150,050	2,065,590	30,417
Pleasanton	40,025,036	488,559	131,280	1,286,378	40,025	795,636	449,601	82,211	159,845	1,970,419	1,968,418	27,345	209,536	456,075	8,065,328	129,350
Pomona	47,778,698	973,174	157,037	1,221,634	47,779	951,738	481,214	111,757	191,261	2,387,339	2,359,255	32,672	256,421	458,799	9,630,080	151,415
Sacramento	28,538,753	343,489	93,336	940,830	28,539	565,673	314,596	57,649	114,084	1,286,742	1,285,158	19,133	148,495	353,659	5,551,384	110,890
San Bernardino	32,262,038	647,499	105,956	875,246	32,262	642,160	323,886	75,860	129,185	1,585,213	1,567,057	21,948	172,140	314,837	6,493,248	142,907
San Jose	37,217,103	446,124	122,282	1,281,388	37,217	741,104	416,150	73,854	149,118	1,812,915	1,808,126	25,311	193,758	465,383	7,572,730	124,951
San Mateo	27,204,748	319,458	89,107	889,462	27,205	540,043	305,523	55,321	108,506	1,346,232	1,342,846	18,553	141,576	313,078	5,496,911	89,266
Santa Barbara	6,718,134	135,933	21,986	178,131	6,718	133,246	68,161	14,704	26,711	326,981	322,691	4,621	35,778	78,875	1,354,534	22,386
Santa Maria	6,079,864	124,038	19,930	161,927	6,080	120,790	61,843	12,564	24,212	290,456	286,561	4,190	32,426	63,199	1,208,213	20,342
Santa Rosa	12,454,092	151,965	40,645	397,094	12,454	246,334	139,133	25,449	49,496	607,660	606,926	8,462	64,882	150,399	2,500,898	63,165
Shallmar (Indio)	7,239,549	148,349	23,712	190,146	7,240	143,706	74,019	18,485	28,793	361,790	357,080	4,993	38,621	68,965	1,465,899	28,625
Stockton	20,194,698	246,032	66,240	660,474	20,195	401,456	225,927	41,174	80,733	991,421	990,075	13,742	105,531	239,948	4,082,948	85,941
Surfside Race Place	64,078,779	1,292,925	209,956	1,695,745	64,079	1,272,459	647,542	146,130	255,144	3,062,067	3,021,268	44,080	341,761	663,916	12,717,072	196,795
Tulare	3,614,488	44,078	11,805	119,916	3,615	71,542	40,956	6,262	14,327	168,186	167,407	2,491	18,768	46,653	716,004	17,562
Turlock	9,299,765	112,868	30,459	306,790	9,300	184,602	105,722	16,838	36,964	460,337	458,310	6,431	48,476	127,097	1,904,193	32,840
Vallejo	15,856,684	191,530	52,048	522,889	15,857	315,440	176,967	33,933	63,485	796,592	793,944	10,763	82,847	191,901	3,248,196	68,256
Ventura	29,437,699	589,470	96,660	785,231	29,438	585,817	298,355	65,056	117,560	1,459,766	1,441,547	20,226	157,263	320,619	5,967,007	84,903
Victorville	8,271,938	164,917	27,148	225,815	8,272	164,533	82,496	19,590	33,149	408,308	403,956	5,589	44,078	80,704	1,668,556	50,320
(Total: 26 records)	462,308,792	7,477,639	1,515,887	13,760,527	462,318	9,187,179	4,913,077	996,569	1,846,129	22,521,705	22,354,130	315,467	2,439,358	5,141,607	92,931,590	1,685,407

\$13.7 Million
NCOTWinc. & SCOTWinc.
Expense Fund

\$22.5 Million
Track Commissions

\$22.4 Million
to Purses

\$2.4 Million
Breeders & Sires
Programs

\$92.9 Million
in Total Industry
Distributions

In 2008, 1,685,407 patrons visited Fair Satellite Wagering Facilities and bet \$462.3 million, contributing \$92.9 million to the CA racing industry.

PARI-MUTUEL DISTRIBUTIONS REPORT FOR SATELLITE FACILITIES LOCATED AT CALIFORNIA FAIRS 2009

CHRIMS Detailed Distribution Report

Date Range: 01/01/2009 - 12/31/2009 Race Type: All Races Hosts: All Hosts Locations: All Locations Tracks: All Tracks
 Report By: Location Location Types: Fairs Breed: Thoroughbreds On/Off: Off Track

Location	Handle	License	CHRB Support Fee	F&E	City & County Tax	N/SCOTW/inc Exp. Fund	UC Davis Equine Research	Satellite Location	Van/Stable Fund	Work Comp.	CMC Promotion	PFAB509	Track Commission	Purses	Owners	Breeders/Sires	To Out of State Tracks	Total Distributions	Attendance
Anderson	2,099,707	0	4,166	1,808	6,838	75,236	2,100	41,441	24,774	3,533	8,295	0	101,095	100,557	1,446	10,946	29,568	411,802	7,584
Bakersfield	6,674,603	0	12,425	5,252	21,769	239,927	6,675	131,933	76,588	13,582	26,474	1,715	327,161	325,764	4,469	34,678	82,228	1,310,641	33,064
Eureka	1,442,242	0	1,460	1,038	4,707	51,247	1,442	28,524	17,112	2,058	5,705	0	63,523	63,565	998	7,490	22,353	271,223	2,724
Ferndale	172,728	0	398	381	570	10,364	173	3,455	2,071	387	691	0	6,903	6,783	121	844	1,460	34,601	
Fresno	6,638,013	0	11,884	5,420	21,623	235,595	6,638	131,049	76,546	12,629	26,284	1,271	318,506	316,780	4,467	34,503	95,895	1,299,090	28,267
Fresno Club One	2,929,022	0	6,318	2,692	9,585	105,171	2,929	58,088	33,799	5,874	11,636	971	144,555	143,939	1,972	15,295	39,103	581,927	5,723
Lake Perris	13,502,685	0	49,965	11,994	44,305	364,193	13,503	268,518	163,766	30,800	53,894	1,916	668,586	660,928	9,171	73,772	134,133	2,549,445	65,786
Lancaster	13,230,943	0	48,411	11,970	43,425	358,312	13,231	263,181	159,697	28,102	52,796	3,189	673,898	666,673	8,943	72,164	151,670	2,555,662	63,719
Monterey	6,455,496	0	11,825	4,146	21,056	226,746	6,456	127,611	74,015	11,304	25,569	2,453	323,494	321,802	4,319	33,580	102,167	1,296,541	27,486
Pleasanton	35,393,360	0	71,261	31,549	115,988	1,273,014	35,394	702,957	412,095	66,013	140,771	8,172	1,697,129	1,691,097	24,049	185,105	459,182	6,913,775	117,055
Regmona	47,180,771	0	195,825	39,275	155,012	1,210,381	47,181	939,467	573,077	105,411	188,168	11,601	2,426,358	2,399,074	32,092	259,598	489,973	9,072,494	165,023
Sacramento	24,479,836	0	46,900	21,043	79,984	885,604	24,480	484,752	280,263	46,032	97,776	684	1,093,812	1,090,318	16,355	127,825	339,679	4,635,509	97,970
San Bernardino	26,306,624	0	95,667	24,355	86,367	715,518	26,307	523,437	318,068	60,824	105,074	4,542	1,328,615	1,314,121	17,812	143,564	279,318	5,043,590	136,508
San Jose	30,113,338	0	59,767	26,498	98,849	1,105,664	30,114	599,082	347,779	59,062	119,970	11,521	1,487,915	1,482,022	20,292	157,056	400,947	6,006,538	125,769
San Mateo County	71,996,382	0	149,569	67,578	236,545	2,653,283	71,997	1,433,608	841,091	137,324	286,803	20,999	3,507,760	3,495,884	49,076	376,432	926,899	14,254,847	207,626
Santa Barbara	5,092,580	0	17,554	4,732	16,632	134,917	5,093	100,799	62,735	10,343	20,181	0	256,950	253,564	3,513	27,732	73,443	988,188	16,497
Santa Maria	5,251,315	0	19,522	4,757	17,185	137,163	5,252	104,151	64,996	10,887	20,830	105	263,924	260,340	3,640	28,737	61,943	1,003,431	15,045
Santa Rosa	10,420,797	0	20,312	9,096	33,915	362,121	10,421	205,542	120,371	19,756	41,145	2,676	499,183	498,096	7,025	54,251	142,701	2,026,611	54,299
Shalimar (Indio)	6,325,869	0	19,589	4,755	20,685	166,518	6,326	125,359	77,759	14,832	25,117	44	323,961	319,864	4,354	34,422	73,796	1,217,380	26,981
Stockton	16,398,362	0	34,707	16,435	53,752	596,577	16,399	325,769	189,797	32,687	65,282	4,639	800,814	798,022	11,075	85,675	211,377	3,243,007	75,479
Surfside Race Place	52,086,933	0	145,702	30,495	170,500	1,383,415	52,087	1,033,330	636,468	110,638	206,764	9,131	2,440,663	2,408,135	35,642	282,289	615,299	9,560,558	167,273
Tulare	3,317,738	0	6,673	3,065	10,838	119,669	3,318	65,684	39,232	5,372	13,143	108	151,680	150,885	2,289	17,337	45,549	634,844	13,927
Turlock	8,098,763	0	17,090	7,611	26,502	296,919	8,099	160,619	95,857	13,146	32,138	324	394,061	392,000	5,593	42,343	122,094	1,614,394	28,129
Vallejo	14,124,551	0	28,775	13,779	46,345	526,094	14,125	280,881	162,967	28,830	56,217	6,447	697,972	695,071	9,509	73,492	183,364	2,823,868	60,269
Ventura	24,844,298	0	95,667	21,542	81,551	661,038	24,845	494,248	303,847	51,243	99,022	3,359	1,267,564	1,252,365	17,016	136,106	305,150	4,814,563	77,759
Victorville	7,248,843	0	27,264	6,899	23,793	199,498	7,249	144,201	86,774	16,608	28,897	2,899	368,356	364,652	4,859	39,420	77,835	1,399,204	47,111
(Total: 27 records)	441,825,799	0	1,198,698	378,165	1,448,319	14,094,184	441,837	8,777,686	5,241,546	897,276	1,758,641	98,766	21,634,439	21,472,301	300,097	2,354,655	5,467,125	85,563,734	1,667,073

\$14.1 Million
 NCOTWinc. & SCOTWinc.
 Expense Fund

\$21.6 Million
 Track Commissions

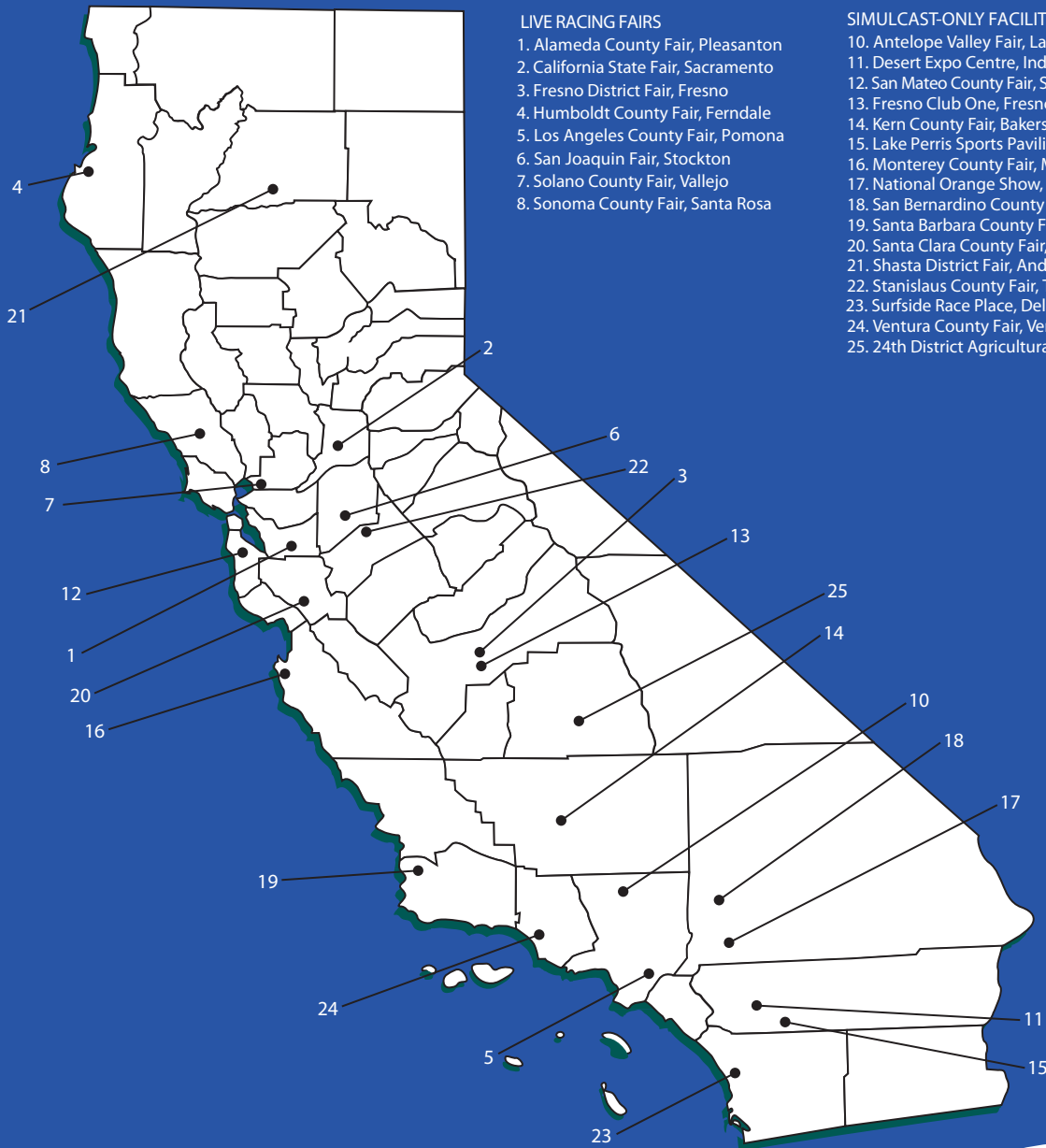
\$21.4 Million
 to Purses

\$2.4 Million
 Breeders & Sires Programs

\$85.6 Million
 in Total Industry
 Distributions

In 2009, 1,667,073 patrons visited Fair Satellite Wagering Facilities and bet \$441.8 million, contributing \$85.6 million to the CA racing industry.

Fair Satellite Wagering Facilities



LIVE RACING FAIRS

1. Alameda County Fair, Pleasanton
2. California State Fair, Sacramento
3. Fresno District Fair, Fresno
4. Humboldt County Fair, Ferndale
5. Los Angeles County Fair, Pomona
6. San Joaquin Fair, Stockton
7. Solano County Fair, Vallejo
8. Sonoma County Fair, Santa Rosa

SIMULCAST-ONLY FACILITIES

10. Antelope Valley Fair, Lancaster
11. Desert Expo Centre, Indio
12. San Mateo County Fair, San Mateo
13. Fresno Club One, Fresno
14. Kern County Fair, Bakersfield
15. Lake Perris Sports Pavilion, Perris
16. Monterey County Fair, Monterey
17. National Orange Show, San Bernardino
18. San Bernardino County Fair, Victorville
19. Santa Barbara County Fair, Santa Maria
20. Santa Clara County Fair, San Jose
21. Shasta District Fair, Anderson
22. Stanislaus County Fair, Turlock
23. Surfside Race Place, Del Mar
24. Ventura County Fair, Ventura
25. 24th District Agricultural Assn., Tulare



California Authority of Racing Fairs
Agency Income Statement
December 31, 2009

	2007	2008	2009	2009	2009	2009	2010
	Year End	Year End	YTD	Annual	Budget	% Budget	2010
	Actual	Actual	Actual	Budget	Variance		Proposed
							Budget
Revenue:							
Other Revenue	13,560	12,384	118	500	(382)	24%	500
Interest Income	92,352	96,705	29,902	40,000	(10,098)	75%	30,000
Member Dues	257,268	282,520	282,532	282,520	12	100%	292,913
CARF South Programs Admin Fee	34,731	29,295	25,351	30,375	(5,024)	83%	26,250
CARF Projects Admin Fee	158,277	175,639	66,063	215,000	(148,937)	31%	195,000
CARF Live Racing Admin Fee	155,333	149,334	117,831	139,528	(21,697)	84%	136,723
CARF @ Leased Facility Revenue	0	0	0	0	0	0%	0
Total Revenue	711,520	745,876	521,797	707,923	(186,126)	74%	681,386
Expenses:							
Salaries	207,576	245,914	226,671	298,428	71,757	76%	304,423
Employee Benefits	16,639	26,800	24,642	30,000	5,358	82%	30,000
Post Retirement Benefits	31,122	31,614	758,272	93,193	(665,079)	814%	32,896
Payroll Taxes	9,960	12,509	12,487	13,500	1,013	92%	13,500
Accounting Costs	16,270	16,337	17,209	16,250	(959)	106%	18,750
Audit Services	5,875	6,188	7,125	6,188	(937)	115%	6,500
Automobile Expense	3,788	3,236	435	4,000	3,566	11%	4,000
Contracted Services	2,214	659	543	3,000	2,458	18%	2,000
Depreciation	13,195	13,729	3,558	13,500	9,942	26%	13,500
Dues & Subscriptions	29,509	14,388	36,048	15,000	(21,048)	240%	37,000
Insurance Expense	38,824	40,542	37,784	41,000	3,216	92%	41,000
Legal Expenses	5,575	1,740	11,413	10,000	(1,413)	114%	10,000
Legislative Expenses	56,089	54,869	53,508	60,000	6,492	89%	60,000
Meetings Expense	3,420	3,758	5,398	5,000	(398)	108%	5,000
Misc. (Ag Day Sponsor)	404	204	2,469	1,000	(1,469)	247%	2,500
Office Supplies	15,953	19,576	23,754	18,000	(5,754)	132%	20,000
Postage & Shipping	4,168	4,343	5,987	5,000	(987)	120%	6,000
Rent (Tribute Road)	35,770	39,413	38,916	38,419	(497)	101%	39,744
Repairs & Maintenance	359	0	0	1,000	1,000	0%	1,000
Telephone Expense	10,921	8,132	7,390	11,000	3,610	67%	10,000
Training	0	0	0	2,500	2,500	0%	2,500
Travel Expense	27,308	23,216	25,280	27,500	2,220	92%	27,500
Total Expenses	534,936	567,165	1,298,888	713,478	(585,410)	182%	687,813
Agency Income (Loss)	176,584	178,712	(777,092)	(5,555)	(771,537)		(6,427)
Southern Program Income (Loss)	16,026	9,592	10,443	6,925	3,518		5,250
Total Balance Sheet Net Income (Loss)	192,610	188,304	(766,649)	1,370	(768,019)		(1,177)
Total Restricted Reserves CARF @ Leased Facility	0	0	0	0	0		0

**California Authority of Racing Fairs
Live Racing Income Statement
December 31, 2009**

based
79 Race Days

	2007	2008	2009	2009	2009	2009	2010
	Year End	Year End	YTD	Annual	Budget	% Budget	Proposed
	Actual	Actual	Actual	Budget	Variance		Budget
Revenues:							
Change Fund Admin Fee	53,293	46,470	17,065	30,000	(12,935)	57%	20,000
Racing Fairs Admin Fee	80,040	80,538	78,766	87,527	(8,761)	90%	94,723
Supplemental Purses Admin Fee	22,000	22,000	22,000	22,000	0	100%	22,000
NCOTWINC Reimbursement	29,000	29,000	29,000	29,000	0	100%	29,000
Racing Fairs Reimbursement	1,120,049	1,074,554	1,060,379	1,167,029	(106,650)	91%	1,262,971
Advertising Revenue	4,827	5,010	4,100	4,000	100	103%	4,000
Total	1,309,208	1,257,573	1,211,310	1,339,556	(128,246)	90%	1,432,694
Expenses:							
Salaries	138,623	201,995	230,562	229,015	(1,547)	101%	227,483
Employee Benefits	35,050	40,160	45,203	44,375	(828)	102%	46,000
Payroll Taxes	23,536	10,824	11,877	13,500	1,623	88%	13,500
Accounting Costs	42,250	42,250	52,250	42,250	(10,000)	124%	48,000
Audit Services	15,275	16,088	16,575	16,088	(487)	103%	16,088
Automobile Expense	4,065	742	1,182	4,500	3,318	26%	5,100
Depreciation	0	0	0	0	0	0%	0
Dues & Subscriptions, NTRA	28,125	13,596	12,286	15,000	2,714	82%	17,000
Insurance Expense	0	0	0	0	0	0%	0
Legal Expenses	23,520	2,101	0	6,000	6,000	0%	10,000
Meetings Expense	3,643	1,803	1,111	5,000	3,889	22%	5,000
Misc. Exp (Harness,Storage,Bank fee)	80,000	0	58	0	(58)	0%	0
Telephone Expense	582	1,773	3,363	1,500	(1,863)	224%	3,000
Travel Expense	48,187	55,224	44,804	40,000	(4,804)	112%	45,000
Sub-Totals	442,855	386,555	419,270	417,228	(2,042)	100%	436,171
Racing Support Services:							
Announcer	24,870	26,000	26,596	30,000	3,404	89%	36,800
Condition Bk/Program Cover	15,237	27,509	22,491	27,000	4,509	83%	30,500
Courier Service (Pgm Distribution)	0	0	0	0	0	0%	0
Racing Operations Support	74,441	103,242	79,601	92,000	12,399	87%	105,000
TC02 Testing	56,200	60,010	54,880	72,000	17,120	76%	72,000
Marketing	3,432	3,225	1,783	20,000	18,218	9%	20,000
Network Management	4,817	3,105	3,321	5,000	1,679	66%	6,000
Paymaster	5,160	10,825	20,298	10,000	(10,298)	203%	11,500
Program Production	196,134	191,389	178,814	205,000	26,186	87%	205,000
Racing Office System	56,097	55,840	53,156	60,000	6,844	89%	68,000
Recruitment	16,385	17,970	22,459	15,000	(7,459)	150%	15,000
Jumbo Screen	137,700	137,700	125,000	153,000	28,000	82%	181,000
Supplies	15,316	15,478	19,158	7,000	(12,158)	274%	20,000
Tattooing	21,741	17,057	20,469	16,800	(3,669)	122%	19,000
Timing/Clocker	26,010	21,851	22,430	30,000	7,570	75%	30,000
Transportation	4,660	2,900	3,465	5,000	1,535	69%	5,000
TV Production/Simulcast	52,822	27,582	20,288	35,000	14,712	58%	35,000
Sub-Totals	711,020	721,684	674,208	782,800	108,592	86%	859,800
Total Expenses	1,153,876	1,108,239	1,093,479	1,200,028	106,549	91%	1,295,971
CARF Admin Fee	155,333	149,334	117,831	139,528	21,697	84%	136,723
Net Income(Unbilled Expenses)	0	0	0	0	0	0%	0

**California Authority of Racing Fairs
Project Management Income Statement
December 31, 2009**

	2007 Year End Actual	2008 Year End Actual	2009 YTD Actual	2009 Annual Budget	2009 Budget Variance	2009 % Budget	2010 Proposed Budget
Revenue:							
CARF Admin Fee	158,277	175,639	66,063	215,000	(148,937)	31%	195,000
Project Management	79,648	67,608	79,199	78,666	533	101%	79,691
Total Revenue	237,925	243,247	145,262	293,666	(148,404)	49%	274,691
Expenses:							
Salaries Expense	58,942	49,043	58,723	56,341	(2,382)	104%	56,341
Employee Benefits	7,510	6,150	7,287	8,000	713	91%	8,000
Payroll Taxes	3,060	2,204	2,832	2,500	(332)	113%	3,000
Accounting Costs	6,500	6,500	6,500	6,500	(0)	100%	8,000
Audit Services	2,350	2,475	2,550	2,475	(75)	103%	2,500
Automobile Expense	0	0	0	1,000	1,000	0%	0
Contracted Services	0	0	0	0	0	0%	0
Telephone Expense	647	678	708	1,000	292	71%	1,000
Travel Expense	85	0	42	250	208	17%	250
Misc. Storage	555	558	558	600	43	93%	600
Total Expenses	79,648	67,608	79,199	78,666	(533)	101%	79,691
CARF Admin Fee	158,277	175,639	66,063	215,000	148,937	31%	195,000

**California Authority of Racing Fairs
Southern Region Income Statement
December 31, 2009**

	2007	2008	2009	2009	2009	2009	2010
	Year End	Year End	YTD	Annual	Budget	% Budget	Proposed
	Actual	Actual	Actual	Budget	Variance		Budget
Program Revenue:							
Program Sales	463,076	397,688	342,738	405,000	(62,262)	85%	350,000
Other Revenue	0	0	0	0	0	0%	0
Royalties/Fees Due Host	(411,359)	(358,703)	(306,944)	(365,000)	58,056	84%	(318,500)
Total Revenue	51,718	38,985	35,794	40,000	(4,206)	89%	31,500
Expenses:							
Legal Expenses	0	0	0	1,000	1,000	0%	0
Meetings Expense	539	98	0	1,000	1,000	0%	0
Misc Exp.(Storage)	0	0	0	500	500	0%	0
Office Supplies	0	0	0	0	0	0%	0
Paper Expense	0	0	0	0	0	0%	0
Postage & Shipping	0	0	0	100	100	0%	0
Telephone Expense	0	0	0	100	100	0%	0
Travel Expense	422	0	0	0	0	0%	0
Total Expenses	961	98	0	2,700	2,700	0%	0
Operating Income (Loss)	50,757	38,887	35,794	37,300	(1,506)	96%	31,500
CARF Admin Fee	34,731	29,295	25,351	30,375	5,024	83%	26,250
Rebate							
Income (Loss)	16,026	9,592	10,443	6,925	3,518	151%	5,250

**California Authority of Racing Fairs
CARF @ Leased Facility
December 31, 2009**

	2007	2008	2009	2009	2009	2009	2010
	Year End	Year End	YTD	Annual	Budget	% Budget	Proposed
	Actual	Actual	Actual	Budget	Variance		Budget
Revenues:							
Commissions - CARF@GG	0	0	2,030,609	0	0	0%	
Non Wagering Revenue - CARF@GG	0	0	0	0	0	0%	
Total	0	0	2,030,609	0	0	0%	0
Expenses:							
PRA - Labor (Sal,Bene,Tax)	0	0	96,106	0	0	0%	
PRA - COGS	0	0	0	0	0	0%	
PRA - Financial Dept. Allocation	0	0	0	0	0	0%	
PRA - Direct Invoices	0	0	2,200,000	0	0	0%	
CARF Direct Invoices	0	0	18,531	0	0	0%	
CARF Billback Allocation	0	0	0	0	0	0%	
Sub-Totals	0	0	2,314,637	0	0	0%	0
CARF @ Leased Facility Net Income	0	0	(284,028)	0	0	0%	0

CALIFORNIA AUTHORITY OF RACING FAIRS
BALANCE SHEET
December 31, 2009

ASSETS

	CURRENT YTD	PRIOR YTD
	12/31/09	12/31/08
Current Assets		
CASH - LAIF & INVESTMENTS	6,365,634	3,979,551
CASH - OPERATING	1,008,003	306,070
MARKETABLE SECURITIES	4,105,677	4,101,892
A/R - DUES	14,083	21,040
A/R - PROGRAMS	118,145	363,957
A/R - RACING FAIRS	414,204	410,667
A/R - F&E SUPPLEMENTAL PURSE/OTHER A/R	2,742,929	1,616,422
LOAN RECEIVABLE	0	1,048,054
PREPAIDS/DEPOSITS	52,582	53,062
Total Current Assets	14,821,257	11,900,715
Fixed Assets		
AUTOMOBILE	10,906	12,628
FURNITURE & EQUIPMENT	3,259	3,739
COMPUTER HARDWARE/SOFTWARE	13,882	10,977
TRACK EQUIPMENT	89,100	89,100
Total Fixed Assets (Net of Depr.)	117,147	116,444
TOTAL ASSETS	14,938,404	12,017,159

LIABILITIES & NET ASSETS

Current Liabilities		
A/P & WITHHOLDINGS	2,989,791	1,603,586
A/P - PROGRAM ROYALTIES TO HOST	67,268	55,278
RACING DISTRIBUTIONS	888,963	601,459
PURSES	1,053,688	1,718,853
TRACK SAFETY/MAINT.	883,799	232,638
INFOTEXT UPGRADE	158,411	155,774
MISC PROJECT FUNDS	0	0
LOU-1 - TIMING/TRACK SURFACE/AREA ENHANC	0	0
LOU-2 - SPECIAL EVENT CENTERS	0	0
LOU-3 - SATELLITE SURVEY/TURF STUDY	0	0
EQUIPMENT REPLACEMENT FUND	1,437,934	759,450
LOU-5 - SYMPOSIUM	4,248	4,248
FACILITY IMPROVEMENTS & UPGRADES	739,039	755,603
CAPITAL IMPROVEMENT FUND	2,929,247	1,184,771
Total Current Liabilities	11,152,387	7,071,658
Non-Current Liabilities		
CHRIMS FUNDS	89,313	87,827
CHANGE FUND	1,014,000	1,014,000
FAIRS - EQUIP REPLACEMENT FUNDS	1,987,541	2,097,834
Total Non-Current Liabilities	3,090,853	3,199,661
TOTAL LIABILITIES	14,243,240	10,271,319
Net Assets		
FUND EQUITY	1,730,990	1,542,687
F&E Net Assets	14,850	14,850
CARF@GG	(284,028)	0
RETIREMENT CONTINGENCY	0	0
NET INCOME/LOSS	(766,649)	188,304
Total Net Assets	695,163	1,745,840
TOTAL LIABILITIES & NET ASSETS	14,938,404	12,017,159

updated 2/22/10