



a California joint powers agency

1776 Tribute Road, Suite 205
Sacramento, CA 95815
Office: 916.927.7223 Fax: 916.263.3341
www.calairs.com

**NOTICE
CALIFORNIA AUTHORITY OF RACING FAIRS
LIVE RACING COMMITTEE MEETING
11:00 A.M., TUESDAY, FEBRUARY 2, 2010
VIA TELECONFERENCE**

Notice is hereby given that a teleconference meeting of the Live Racing Committee will commence at 11:00 A.M., Tuesday, February 2, 2010. The meeting will be held at Kahn, Soares & Conway Sacramento office located at 1415 L Street, Suite 400, Sacramento, California 95814.

**CARF Live Racing Committee Meeting
Toll Free Dial In Number: (800) 791-2345
Participant Code: 62745 #**

The Public and members of the Live Racing Committee may participate from the following locations:

Alameda County Fair
4501 Pleasanton Ave.
Pleasanton, CA 94566

Humboldt County Fair
1250 5th Street
Ferndale, CA 95536

Solano County Fair
900 Fairgrounds Drive
Vallejo, CA 94589

The Big Fresno Fair
1121 S. Chance Avenue
Fresno, CA 93702

San Joaquin Fair
1658 S. Airport Way
Stockton, CA 95206

Sonoma County Fair
1350 Bennett Valley Road
Santa Rosa, CA 95404

California State Fair
1600 Exposition Blvd.
Sacramento, CA 95815

San Mateo County Fair
2495 South Delaware Street
San Mateo, CA 94403



a California joint powers agency

1776 Tribute Road, Suite 205
Sacramento, CA 95815
Office: 916.927.7223 Fax: 916.263.3341
www.calairs.com

**AGENDA
CALIFORNIA AUTHORITY OF RACING FAIRS
LIVE RACING COMMITTEE MEETING
11:00 A.M., TUESDAY, FEBRUARY 2, 2010
VIA TELECONFERENCE**

Notice is hereby given that a teleconference meeting of the Live Racing Committee will commence at 11:00 A.M., Tuesday, February 2, 2010. The meeting will be held at Kahn, Soares & Conway Sacramento office located at 1415 L Street, Suite 400, Sacramento, California 95814. Committee members may participate by teleconference or in person at the meeting location.

AGENDA

- I. Date, time and location of next meeting.
- II. Approval of minutes.
- III. Discussion and action, if any, on legislative matters.
- IV. Report on planning and discussions with TOC Board Committees and with California Horse Racing Alliance.
- V. Report and update on discussions regarding replacement revenues to Fairs that reduce or end their involvement in live racing.
- VI. Report, discussion and action, if any, on planning for the 2010 Fair racing circuit.
- VII. Report, discussion and action, if any, on recent correspondence with CHRB on Fair racing dates.
- VIII. Report, discussion and action, if any, on 2009 Recruitment Program and planning for the Recruitment Program in 2010.
- IX. Discussion and action, if any, on management of emerging breed purses.
- X. Executive Director's Report.

CALIFORNIA AUTHORITY OF RACING FAIRS

Live Racing Committee

Tuesday, December 8, 2009

Minutes

A meeting of the California Authority of Racing Fairs Live Racing Committee was held at 11:00 A.M., Tuesday, December 8, 2009. The meeting was conducted at the CARF Conference Room, 1776 Tribute Road, Sacramento, CA, 95815.

Live Racing Committee members attending: John Alkire, Norb Bartosik, Debbie Cook, Mike Paluszak, Rick Pickering and Stuart Titus. Joining by conference call: Chris Carpenter and Tawny Tesconi.

Staff and Guests attending: Chris Korby, Heather Haviland, Tom Doutrich, Amelia White, Cindy Olsen, Dave Mogni, Mike Treacy and Dave Elliott. Joining by conference call: Larry Swartzlander, Kelly Violini and Robert Hartman.

Agenda Item 1 – Date and Time of Next Meeting. The next CARF Board & Live Racing Committee meeting will be held Tuesday, February 2, 2010 in Sacramento, location and time to be determined.

Agenda Item 2 – Approval of Minutes. Mr. Pickering moved to approve the meeting minutes with a revision on page three (California State Fair referred to as Sacramento County Fair). Mr. Paluszak seconded as amended, unanimously approved.

Agenda Item 3 – Preliminary Report on Out-of-State Recruitment. Mr. Korby reported that the CARF Out-of-State Recruitment Program achieved its most successful year to date by attracting 217 horses that made 588 starts on the Fair Circuit. The chart provided in the meeting packet shows how each Fair's average field-size was positively affected by the program.

Mr. Swartzlander reported that he recently stopped by Turf Paradise to coordinate the 2010 event and had also been in contact with the Oregon HPBA. Mr. Korby added that he felt the California Marketing Committee (CMC) was significantly cutting the 2010 budget, but that funding for the recruitment program would continue.

Agenda Item 4 – Update on MAGNA Golden Gate Fields Auction. Mr. Korby reported that Golden Gate Fields is slated for auction in early February as part of the MAGNA bankruptcy. Representatives from MAGNA have indicated there are no credible buyers seriously interested in the property. CARF will continue to track the process and report to the group.

Mr. Bartosik stated that he was aware of a developer that was very interested in purchasing the Golden Gate Fields property with the intent of ultimately developing the acreage.

Agenda Item 5 – Discussion and Action, if any, on Provisions of Replacement Revenues for Solano County Fair as it Ends Conduct of Live Racing. Mr. Korby reported that the CARF Live Racing Committee has undertaken the task of developing a transition plan for Fairs that intend to reduce or end their involvement in live racing. A sub-committee, made up of Norb Bartosik, Mike Paluszak and Tawny Tesconi, has met twice and developed the initial document provided in the meeting packet titled “Consolidation of Racing Dates and Replacement Revenues for Solano County Fair,” which offers specifics on how replacement revenues at the Solano County Fair will be provided.

A great deal of time was spent establishing Solano County Fair’s documentable loss of revenue by reviewing a three-year history of pari-mutuel distributions (commissions), thereby developing a formula to provide a percentage of compensation over a seven year period.

Mr. Paluszak asked for two revisions to the current document. First, Mr. Paluszak would like the 5th bullet point on the first page to clarify between “ongoing replacement revenue” and occasional revenue consistent with past use (i.e. concerts in the Grandstand). Mr. Paluszak asked that the word “sustainable” be added to the language. Second, Mr. Paluszak asked that the group define the year to be considered the benchmark for “non-traditional race dates,” preferably 2008.

Mr. Titus asked for clarification on page two, last bullet point, regarding Ferndale’s responsibility for paying the balance of replacement revenues due to the Solano County Fair, should a balance remain after payment is applied from 1% license fees and replacement revenues generated by non-traditional Fair dates. Mr. Bartosik clarified that should a gap occur, live racing Fairs would be responsible for covering the deficit on a pro-rata basis, which would put Ferndale in the position of be responsible for significantly less than the other Fairs. The group is sensitive to Ferndale’s financial position and tried to come to a resolution that would have the least possible negative effect on Ferndale.

Ms. Cook asked why the San Joaquin County Fair was not included in the replacement revenue document. Mr. Korby responded that the sub-committee was tasked with the Solano County Fair issue at the time the document was drafted. The sub-committee will look at each case individually and determine if unique revenue sources might be available. It is feasible that replacement revenue options could exist for one Fair that would not be practical or available at another. That being said, the “Consolidation of Racing Dates and Replacement Revenues for Solano County Fair” document was intended to be a global answer to Fairs discontinuing live racing. The committee will address the San Joaquin County Fair next.

Mr. Alkire asked that the sub-committee meet again to define net commissions, address the obligations of a Fair that leaves the CARF membership and other concerns expressed by Ms. Tesconi. The sub-committee agreed to make adjustments to the document and bring it back to the Live Racing Committee for approval.

Agenda Item 6 – Report on Negotiations with Thoroughbred Owner’s of California (TOC) on Consolidation of Fair Purses for 2009 and 2010. Mr. Korby reported that the TOC Staff expressed their Board’s support of consolidating Fair purses. However, CARF received differing reports on the TOC Board’s resolution regarding the Cal Expo underpayment. Mr. Korby has asked the TOC to provide a written request for clarification.

Kirk Breed has requested a letter signed by authorized representatives of TOC, Cal Expo and CARF stating an agreement was in place for Cal Expo’s 2008-2009 underpayment/purse structure prior to the running of the 2009 race meet. Steve Schwartz, new President of TOC, is in receipt of a simple statement to that effect for his signature.

Agenda Item 7 – Report on CHRB Audit of 2008 and 2009 Purse Overpayments and Underpayments at Fairs. Mr. Korby reported that he, Larry Swartzlander and Raechelle Gibbons spent several hours with Bon Smith, assistant Executive Director of the CHRB, to explain CARF’s organizational structure and discuss Fair overpayments and underpayments. CARF complied with every request made by Mr. Smith, submitting each figure he asked for. Initial talks were positive, but the CHRB staff has since requested that their accounting personnel meet with Ms. Gibbons to review several paymaster reports.

Mr. Pickering requested Mr. Korby send a letter to Mr. Alkire and Kirk Breed documenting the conversations with Bon Smith to ensure the CHRB is aware of CARF’s compliance.

Mr. Pickering also asked if Bill Anton had filed litigation regarding the Cal Expo underpayment. Mr. Korby responded that a complaint had been filed with the CHRB which led to the audit, but formal litigation has not been filed.

Agenda Item 8 – Discussion and Action, if any, on Consolidation of Purses at Fairs for 2009 and 2010. Mr. Korby placed this item on the agenda in the event action was required following the TOC Board meeting. The TOC is supportive of the purse consolidation concept and no action is required at this time.

Agenda Item 9 – Discussion and Action, if any, on Combined Fair Meetings for 2010 and Beyond. Mr. Korby gave a brief overview of the combined meet and purse concept for the benefit of the guests from the Humboldt County Fair Board of Directors.

Ms. Tesconi stated that she would not be able to agree to the combined meet concept until Mr. Korby provided liability language for her risk team to review. Mr. Korby stated that the language would be forthcoming, but wanted to clarify that Ms. Tesconi was philosophically in support of the concept. Ms. Tesconi responded that she was.

Mr. Titus stated that the Humboldt County Fair would like to maintain the opportunity to offer purses at parity with other Fairs in 2010.

Agenda Item 10 – Discussion and Action, if any, on Racing Dates for 2010 and Beyond. Mr. Korby introduced two calendars included in the meeting packet which were presented to the CHRB Board in November. The CARF group needs to determine a position regarding the week ending in Labor Day.

Mr. Titus added that the CHRB also asked that overlap at Humboldt County Fair be addressed. Mr. Pickering clarified that the CHRB Board asked industry principals to come to a consensus on a calendar in Northern California, which they can then recommend to the Board.

Mr. Alkire expressed concern that Mr. Titus had communicated to CHRB Commissioners that he felt pressure to vote in favor of the calendar that was previously approved by the CARF Board. Mr. Alkire reiterated that at the time of the vote Mr. Titus did not express concern or open dialog regarding overlap, nor did he vote “no” or abstain from voting. As Chairman of the CARF Board, Mr. Alkire expressed his serious concern about CARF members voting one way at a CARF meeting and then working against the same position that they voted for. Mr. Titus replied that his mistake was in not voting “no.”

Robert Hartman joined the conference call, by invitation, to discuss the position of Golden Gate Fields (GGF) in relation to Fair planning. Mr. Hartman expressed his desire to transition more racing to Pleasanton and a willingness to support a multi-year calendar with the disclaimer that GGF and horsemen’s organizations could be under different management a year from now. Mr. Hartman asked to meet with a smaller group to talk about the possibility of a potential financial contribution from Golden Gate Fields to the Fairs during the transition phase.

The CARF Live Racing Fairs Sub-Committee will meet Thursday, December 10 and principals will meet with Robert Hartman Friday, December 11. The Live Racing Committee will meet via conference call Monday, December 14 to discussion resolutions and take action.

Agenda Item 11 – Executive Director’s Report [given during CARF Board Meeting]. Mr. Korby reported that Bay Meadows Land Company has initiated legal proceedings to secure payment of ADW location fees applicable to Bay Meadows for the calendar year following the

facility's closure. The CARF Board might consider a counterclaim. Mr. Bartosik asked that the item be placed on a future agenda for discussion and action.

Mr. Korby reported on a legal matter stemming from an incident in which a horse was injured during pre-race testing at the San Joaquin County Fair. CHRB attempted to direct payment from CARF for related medical and layup expenses. Mr. Korby declined to pay and the CHRB has since determined they do not have authority to pursue the claim. A prominent attorney in the racing industry has since established representation for the trainer. Ms. Cook reported that CFSA has taken over the claim on behalf of Stockton and has engaged legal counsel from Kahn, Soares & Conway, LLP. At the moment there is no active claim on the matter.

Respectfully submitted,
Heather Haviland

CALIFORNIA AUTHORITY OF RACING FAIRS
LEGISLATIVE PROGRAM: FOLLOW UP TO SB16XX
BACKGROUND DESCRIPTION OBJECTIVES
MAY 2009

BACKGROUND

California horse racing is in crisis. Its longer-term survival may be in doubt. Tribal gaming has emerged as a powerful new competitor that did not even exist twenty years ago. Racing facilities, most of which were built in the 1930's, are aging and in urgent need of upgrades or replacement. The economic model that underpins ownership of most Thoroughbred tracks in California is under strain: real estate on which privately-owned, commercial race tracks sit has appreciated to valuations that no longer justify horse racing as the highest and best use of the asset. Corporate owners, accountable to their shareholders, are compelled to consider development of their property for uses other than racing. The cost of horse ownership continues to rise, making it more difficult for horse owners to buy, train and run their horses. Other states have allowed casino revenues to be directed into racing purses, making it more difficult for California tracks to compete in attracting horses to run in our state. Advanced Deposit Wagering (on-line parimutuel wagering), was thought to be a mechanism for generating new business; instead it has shifted business from racing's traditional wagering sources and actually decreased net revenues to important industry programs. Magna Entertainment Corporation, the largest race track operator and owner in North America and owner of Santa Anita and Golden Gate Fields in California, filed Chapter 11 bankruptcy in March 2009. Santa Anita is scheduled to be auctioned under supervision of a bankruptcy court in September 2009.

In spite of the challenges facing racing, it is still a \$3-billion industry in California. Racing employs approximately 30,000 Californians, keeps 54,000 acres green and committed to California agriculture and provides entertainment and recreation to millions of Californians every year. Racing continues to be an important attraction and revenue source to Fairs through live racing and satellite wagering. There are sound public policy reasons to keep horse racing healthy; however, its fundamental model needs re-structuring. Racing needs a bold and dramatic stimulus to break out of its slow decline. We propose a plan to accomplish the following objectives that will keep horse racing healthy and viable.

OBJECTIVES

- Re-price our product in line with other major league sports through an increase in overall parimutuel take-out.
- Increase purses to keep horse owners and trainers racing in California and to attract them to our state.
- Increase parimutuel distributions to California breeders and to Cal-bred race horses so as to strengthen the agricultural sector of California horse racing and help assure a future for California's race horse breeding industry.
- Build and upgrade facilities for the future: create and enable a mechanism for public sector financing of racing facility infrastructure improvements and/or acquisitions
- Create a revenue stream for public sector financing of racing facility infrastructure improvements or acquisitions.
- Increase parimutuel distributions to the statewide satellite network to keep it financially viable and to protect the jobs that it supports.
- Restore balance to distribution of parimutuel revenues through reform of ADW distributions. Align ADW distributions more closely with traditional handle distributions. Restore sufficient funding to critical funds (e.g., NC/SCOTWInc Operating Funds; Stabling & Vanning Funds) presently suffering shortfalls because of shift in handle to ADW.

LEGISLATIVE ACTION PLAN

ADJUST PARIMUTUEL DISTRIBUTIONS FOR THOROUGHBRED RACING DURING DAYTIME

- Increase parimutuel take-out statewide by 3.25%
- Direct 1.25% of the increased takeout to purses
- Direct .25% of the increased takeout to California breeders and Cal-breds
- Direct .50% of increased takeout to satellite location fees
- Direct 1.00% of increased takeout to Acquisition and Capital Improvement Fund to finance acquisitions or improvements of racing facilities and satellites
- Direct .25% of increased takeout to California Horse Racing Board budget
- Restructure ADW distributions so as to align them more closely with traditional handle distributions and thereby restore sufficient funding to critical programs, specifically the Stabling and Vanning Funds (North & South) and NOTWInc/SCOTWInc Operating Funds

ADJUST PARIMUTUEL DISTRIBUTIONS FOR QUARTER HORSE AND HARNESS RACING AT NIGHT

- Increase parimutuel take-out statewide by 3.25%
- Direct 1.25% of the increased takeout to purses
- Direct .25% of the increased takeout to California breeders and Cal-breds
- Direct 1.00% of increased takeout to satellite location fees
- Direct .50% of increased takeout to Capital Improvement Fund to finance racing facility improvements, acquisitions or improvements to satellite locations
- Direct .25% of increased takeout to California Horse Racing Board budget

HORSE RACING IN CALIFORNIA

PLANNING FOR THE ROAD AHEAD

A FRAMEWORK FOR INITIAL DISCUSSIONS

Fundamentals

1. Establish permanent, year-round stabling and training facilities North and South
2. California racing venues
 - a. Plans and timetables for a multi-year transition period as race tracks close
 - b. Determine the best track ownership model for a sustainable future: public; private; for-profit; not-for-profit.
 - c. One prospect: Convert privately-owned venues to public ownership through industry-financed buy-outs
 - d. Funding for all of above
3. Establish industry policy to guide the purpose and use of parimutuel distributions; re-structure and streamline B&P code re: parimutuel distributions; introduce consistency to parimutuel distributions.
4. Take control of ADW; re-structure agreements; re-structure ADW distributions in line #3 with above.
5. Review satellite wagering model.
6. Establish sensible, realistic calendars that optimize our business
7. Define and realize opportunities for growth
8. Integrity: policies; regulation; enforcement; public education/image management
9. Recruit new owners; recruit out-of-state horses
10. Determine priority for key initiatives and establish well defined timelines to meet goals

Industry Internals

1. Develop a public policy white paper to define purpose of horse racing for elected officials, industry stakeholders and the public.
2. Establish goals and objectives for Northern California and Southern California race tracks to be endorsed by all stakeholders.
3. Create and maintain an industry council, analogous to a sports league.
4. Each stakeholder group adopt goals and objectives consistent with above.

Managing the Image of Racing / Marketing

1. Define our product more effectively: gaming; entertainment; social event; aspiration; elite; money; power; tradition.
2. Initiate a 3-5-year plan to transform the image of racing.

3. One objective: Restore the appeal and cachet that horse racing once had.
4. Market horse racing as experience, entertainment and social event, in addition to gambling opportunities. Emphasize aspiration by linking image of racing to social elites. Market handicapping horses as most elite form of gambling.
5. Little-noted characteristics that can broaden and enhance the image of racing industry: a) connections to agriculture; b) family businesses; c) payments to state d) preservation of green space.
6. Market more effectively to women (buy Oprah a Thoroughbred!).
7. Reducing racing dates may actually heighten awareness of our product. Shorter meetings, more opening days will refresh public interest in racing.

Connections to Agriculture

1. Strengthen California Thoroughbred breeding industry.
2. Strengthen ties to agriculture. Build on existing connections to the agricultural sector, many of which are already in place by virtue of a) ag roots of the race horse breeding industry and b) through the historical ties between Fairs and agriculture.
3. Connection to agriculture creates an alliance to one of the strongest political interests in California; similar alliances have proven effective in other states.
4. Connection to agriculture differentiates horse racing from other forms of gaming.
5. Agricultural base (breeding) lends a green component to our industry.

External Relations

1. Coordinate relations with California legislature and administration, including CDFA; integrate legislative program with longer-term strategies.
2. To the extent we can, find common ground with organized labor.
3. Establish a level of representation at federal legislative level through California congressional delegation.
4. Establish working relationships and/or alliances with tribes.
5. Establish working relationship with California Lottery.
6. Alliances with California horse interests and with other breeds of race horses; develop policy and presence within CDFA related to equine agricultural interests.
7. Maintain influence and representation in national horse racing groups and National Horse Council.
8. Build and maintain a strong alliance with agricultural interests generally.

###

**THE CALIFORNIA HORSE RACING INDUSTRY, CALIFORNIA FAIRS
AND CALIFORNIA AGRICULTURE
POLICY STATEMENT**

DRAFT

The state of California recognizes horse racing as a competitive sport, distinguished from other sports in that its existence depends entirely on the successful breeding, ownership and training of race horses. Breeding, owning, caring for and training horses are elements of the agricultural economy. Therefore, the state of California recognizes horse racing and its attendant husbandry as an agricultural activity.

The State of California has the sovereign right to permit parimutuel wagering on horse racing. The Legislature exercised this right, in statute, creating the California Horse Racing Board to license and regulate its conduct. Acting through the Board, the state grants annual licenses for the conduct of racing to racing associations, which are either private, for-profit entities or Fairs. The state also requires that racing associations have a valid contract with horse owners (private entrepreneurs) for the payment of purses. This nexus of state sovereignty, private enterprise and the public interest represents a successful partnership between the public and private sectors.

California statute asserts an affirmative connection between horse racing, parimutuel wagering, agriculture, and the public interest. The Legislature has recognized that allowing parimutuel wagering serves the public interest when it 1) assures protection of the public; 2) encourages agriculture and the breeding of horses; 3) supports the network of California Fairs; 4) provides for maximum expansion of horse racing opportunities in the public interest; and 5) provides for uniformity of regulation for each type of horse racing. (B&P Code §19401).

State government has a revenue interest in the economic vitality of horse racing, beyond meeting the costs of regulation, because horse breeding and racing generate both direct and indirect revenues to the public sector. Revenues are distributed to horsemen as purse payments, to racing associations as commissions, and to the state as license fees. License fees are distributed by the Department of Food and Agriculture for the support of Fairs. Other distributions include wildlife restoration, local charities and an equine veterinary research and teaching facility at the University of California Davis.

Fairs play an important role in the social fabric of their communities. California Fairs and horse racing have a century-long, mutually beneficial relationship. All Fairs and all Californians who attend Fairs, who are employed by Fairs or who participate in Fairs benefit from this economically interdependent connection. Therefore, it is the policy of the State of California to reinvest revenues generated by horse racing in order to support and encourage 1) California Fairs generally; 2) the improvement of racing venues, equipment and facilities on Fairgrounds; 3) horse racing at California Fairs; 4) a competitive California satellite simulcast program; and 5) the interstate and international export of California-produced equine livestock, products and services.

Horse racing represents a multi-billion dollar component of the state's agricultural economy, protecting 54,000 acres of green space, employing 30,000 people in breeding farms, animal husbandry, related professions, equine medical care and as suppliers of feedstock. The prosperity of these agricultural enterprises depends on a robust horse racing industry. Thus, the policy of the State of California is that the Department of Food and Agriculture shall support and encourage 1) improvements in breeding stock, supported by the well-regulated conduct of horse racing; and 2) increased interstate and international export of California-bred horses.

Christopher Korby
February 12, 1998
Updated January 2010

INDUSTRY ACTION PLAN

JANUARY 2010

DRAFT*CALL TO ACTION*

California horse racing is approaching crisis. Its longer-term survival may be in question. The California racing industry needs an action plan starting **now**.

BACKGROUND

Racing facilities, many of which were built in the 1930's, are aging and in urgent need of upgrades or replacement. The economic model that underpins ownership of most Thoroughbred tracks in California is under strain: real estate on which privately-owned, commercial race tracks sit has appreciated to valuations that no longer justify horse racing as the highest and best use of the asset. Race track owners, accountable to their shareholders, are compelled to consider development of their property for uses other than racing. Several of California's premier tracks are in bankruptcy. Tribal gaming has emerged as a powerful new competitor that did not even exist twenty years ago. Operating expenses at race track and satellite wagering facilities continue to rise, even as revenues declines. The cost of horse ownership continues to rise, making it more difficult for horse owners to buy, train and run their horses. California is facing a wholesale exodus of horses from the race tracks. Declines in the economy and in disposable income have had a severe impact on the economy of horse racing.

In spite of the challenges facing racing, it is still a \$3-billion industry in California. Racing employs approximately 30,000 Californians [confirm], keeps __,000 [confirm] acres green and committed to California agriculture and provides entertainment and recreation to millions of Californians every year. Racing continues to be an important attraction and revenue source to California Fairs through live racing and satellite wagering. There are sound public policy reasons to keep horse racing healthy. Racing needs a bold and dramatic economic stimulus to break out of its slow decline.

ACTION PLAN

NEAR TERM

DRAFT

- Get the message out: The California horse racing and breeding industries are in trouble. Thousands of California jobs and a \$3 billion segment of California's agricultural economy are at risk.
- Make sure that legislators and the administration know that State government has a revenue interest in the economic vitality of horse racing and breeding, beyond meeting the costs of regulating racing, because horse breeding and racing employ tens of thousands of Californians and generate direct and indirect revenues to the public sector.
- Carry this message to legislators and the administration: Re-structuring distributions from parimutuel wagers can afford economic stabilization to the horse racing and breeding industries from within the industry's own economic model, without government funds. Any such re-structuring must be approved by the legislature.
- Proceed now with legislative action in the 2010 session to re-structure parimutuel distributions to stabilize the California horse breeding and racing industries. These measures are needed on an urgent basis to stop the exodus of race horses from California; keep race tracks from going under; keep the racing satellite network viable to protect jobs and support California Fairs.
- Proceed now with legislative action to re-balance revenues generated from parimutuel distributions: stop shortfalls to critical funds; re-structure ADW distributions to align more closely with traditional handle distributions.
- Proceed immediately with a review of special-purpose parimutuel funds to evaluate necessity or re-structuring.
- Proceed immediately to develop a written public policy position to help elected officials and public understand our industry's contributions to California.
- Begin a public relations campaign to re-shape the image of racing.
- Proceed immediately to begin building stronger connections to California agricultural interests, including the addition of equines to CDFA list of agriculture products. Support and publicize the CDFA Secretary's Equine Advisory Task Force.
- Begin structured planning for next steps. See *Horse Racing in California - Planning for the Road Ahead*, attached.

**CHRB ADW COMMITTEE
OPENING REMARKS AT INITIAL MEETING
OCTOBER 27, 2008**

**CHRISTOPHER KORBY, EXECUTIVE DIRECTOR
CALIFORNIA AUTHORITY OF RACING FAIRS**

Thank you for the opportunity to join in this discussion.

The ADW model is not working for California. The current ADW model has disturbed a long-standing equilibrium of parimutuel distributions, a balance which underpinned the economic vitality of the racing industry for many years.

Until the advent of ADW, parimutuel distributions flowed to various interests in proportions that generally reflected the relative contribution or importance of those interests to the long-term vitality of California racing. Horsemen received purse distributions for competing; associations received commissions for providing the venue; the state received license fees in return for granting and regulating the franchise to conduct racing. The schedule of distributions reflected a political and economic equilibrium of interests.

The Internet burst on the scene in the late '90's and on-line gambling began to establish itself as a reality. It appeared that this represented a new business opportunity for the racing industry that could promise additive, incremental growth. The California racing industry first agreed to and then supported a legislative package developed by ODS, the predecessor to TVG. This legislation created Advance Deposit Wagering as the racing industry effort to take parimutuel wagering on-line. As an off-set to the cost of developing the new technology and as an incentive to do so, the legislation allowed for a disproportionate percentage of new ADW handle to flow to the ADW providers. Keep in mind that the opportunity was represented and understood to offer additive, incremental growth to California parimutuel revenues.

Since parimutuel distributions are basically zero-sum in nature, this disproportionate percentage carved out for ADW providers meant significant reductions, even elimination, of distributions to other traditional beneficiaries. The distributions that were reduced or eliminated included those to state license

fees, to the Stabling and Vanning Funds and to simulcast operating fund distributions.

Over time the reality of ADW's impact on traditional parimutuel handle, and on the consequent distributions, has been quite different from that represented at its inception. Rather than being incrementally additive to our business, ADW handle has proven to be cannibalistic to an extent not envisioned initially. The cannibalistic migration of handle from traditional tote sources to ADW, and the consequent shift in parimutuel distributions, has thrown the racing industry's traditional economic balance into disequilibrium. Revenue flows to a number of important beneficiaries, including license fees to the state of California, Stabling & Vanning Funds and simulcast expense funds, have begun to experience serious shortfalls. At the same time, revenues to ADW providers have grown.

As I noted at the outset, our ADW model is not working. The premise that ADW handle would be incrementally additive, thereby justifying a disproportionately high distribution to fund its development, has proven incorrect. Instead, handle has migrated from traditional tote handle to ADW, precipitating an unsustainable and unjustified windfall for ADW providers and creating significant shortfalls and hardships for important sectors of the racing industry.

The time has come to restore balance to California's parimutuel model. I believe that a model more akin to that which governs our totalisator contracts would be a good starting point.

I offer the foregoing as background to our discussion today because I believe that discussions regarding exclusivity or non-exclusivity, while important, address only a peripheral symptom of the fundamental problem, not the problem itself. The fundamental problem is that the California racing industry has allowed one class of vendors, ADW providers, to unduly enrich themselves at the expense of important sectors of our industry. We are living with a classic case of the tail wagging the dog.

With respect to the issue under discussion today, exclusivity vs. non-exclusivity, we favor non-exclusive agreements. From the inception of ADW, CARF was the only racing entity in the state that has sought non-exclusive contracts with all licensed ADW providers. Although our agreement with TVG suffered as a result, we believe that we have benefited overall by this approach. At the same time, we would not wish to force our outlook or philosophy on a fellow track that believed it could reach a superior business arrangement through an

Christopher Korby
October 27, 2008

exclusive agreement. While we remain skeptical that any exclusive agreements are better than our "open market" approach, we don't believe that the Board should try to regulate best practices.

In short, we strongly favor non-exclusive agreements while not supporting regulations that require it.

In conclusion, we believe that the ADW model needs fundamental reform, a matter which our industry should address in the legislature. Our industry has allowed a class of vendors to exert a disproportionate level of influence on an important policy issue. The California racing industry needs to correct this political and economic imbalance.

Thank you for the opportunity to address this important matter.

Christopher Korby
October 27, 2008

US Takeout Rates								
State	WPS	2 runners		> than 2		Other		
		vs. CA		vs. CA		vs. CA		vs. CA
California-TB Associations	15.43%		20.68%		20.68%		20.68%	
Colorado	18.50%	3.1%	25.00%	4.3%	25.00%	4.3%	25.00%	4.3%
Delaware	17.00%	1.6%	19.00%	(1.7%)	19.00%	(1.7%)	27.00%	6.3%
Florida	17.00%	1.6%	20.00%	(0.7%)	25.00%	4.3%	32.00%	11.3%
Idaho	20.00%	4.6%	20.75%	0.1%	20.75%	0.1%	20.75%	0.1%
Illinois	17.00%	1.6%	20.50%	(0.2%)	25.00%	4.3%	25.00%	4.3%
Indiana	18.00%	2.6%	21.50%	0.8%	21.50%	0.8%	21.50%	0.8%
Iowa	18.00%	2.6%	24.00%	3.3%	24.00%	3.3%	25.00%	4.3%
Kansas	18.00%	2.6%	22.00%	1.3%	22.00%	1.3%	22.00%	1.3%
Kentucky	16.00%	0.6%	19.00%	(1.7%)	19.00%	(1.7%)	19.00%	(1.7%)
Louisiana	17.00%	1.6%	20.50%	(0.2%)	25.00%	4.3%	25.00%	4.3%
Maine	18.00%	2.6%	26.00%	5.3%	26.00%	5.3%	26.00%	5.3%
Maryland	18.00%	2.6%	21.00%	0.3%	25.50%	4.8%	25.50%	4.8%
Massachusetts	19.00%	3.6%	26.00%	5.3%	26.00%	5.3%	26.00%	5.3%
Michigan	17.00%	1.6%	20.50%	(0.2%)	25.00%	4.3%	25.00%	4.3%
Minnesota	17.00%	1.6%	23.00%	2.3%	23.00%	2.3%	23.00%	2.3%
Montana	20.00%	4.6%	25.00%	4.3%	25.00%	4.3%	25.00%	4.3%
Nebraska	18.00%	2.6%	23.00%	2.3%	23.00%	2.3%	23.00%	2.3%
New Hampshire	19.00%	3.6%	26.00%	5.3%	26.00%	5.3%	26.00%	5.3%
New Jersey	17.00%	1.6%	19.00%	(1.7%)	25.00%	4.3%	25.00%	4.3%
New Mexico	19.00%	3.6%	21.00%	0.3%	25.00%	4.3%	25.00%	4.3%
New York	15.00%	(0.4%)	20.00%	(0.7%)	25.00%	4.3%	25.00%	4.3%
Ohio	18.00%	2.6%	22.00%	1.3%	22.00%	1.3%	22.00%	1.3%
Oklahoma	18.00%	2.6%	20.00%	(0.7%)	25.00%	4.3%	25.00%	4.3%
Oregon	19.00%	3.6%	22.00%	1.3%	22.00%	1.3%	22.00%	1.3%
Pennsylvania	18.00%	2.6%	20.00%	(0.7%)	30.00%	9.3%	30.00%	9.3%
Texas	18.00%	2.6%	21.00%	0.3%	25.00%	4.3%	25.00%	4.3%
Virginia	18.00%	2.6%	22.00%	1.3%	22.00%	1.3%	22.00%	1.3%
Washington	16.10%	0.7%	22.10%	1.4%	22.10%	1.4%	22.10%	1.4%
West Virginia	17.20%	1.8%	19.00%	(1.7%)	25.00%	4.3%	25.00%	4.3%
Average Takeout	17.71%	2.28%	21.72%	1.04%	23.82%	3.14%	24.35%	3.67%
Variance to California TB Associations	2.28%		1.04%		3.14%		3.67%	



The Official Website of
THE HORSEPLAYER
 MAGAZINE



CONGRATULATIONS TO THE HUSBAND AND WIFE TEAM OF BRIAN & JUDY WAGNER WHO FINISHED FIRST & SECOND IN THE 2009 NHC TOUR!

[Magazine Subscriptions](#)
[Selections](#)
[Tourney News](#)
[Handicapping Tools](#)
[Contact Us](#)
[Order / Account Information](#)

The following is a list of the takeout rates for North American racetracks for various wagers. If you feel that we have any incorrect or missing information then please let us know.

OVAL	WPS	EXACTA	TRIFECTA	SUPERFECTA	DOUBLE	PICK-3	PICK-4
ALB	19.0	22.0	25.0	25.0	22.0	25.0	25.0
AP	17.0	20.5	25.0	25.0	20.5	25.0	25.0
AQU	16.0	18.5	28.0	28.0	18.5	28.0	28.0
ARP	18.5	25.0	25.0	25.0	25.0	25.0	25.0
ASB	19.0	28.0	29.0	29.0	26.0	29.0	29.0
ATL	17.0	19.0	25.0	25.0	19.0	25.0	25.0
BEL	18.0	18.5	28.0	28.0	18.5	28.0	28.0
BEU	18.0	22.0	22.0	22.0	22.0	22.0	22.0
BOI	18.0	22.75	24.75	n/o	22.75	n/o	n/o
BRD	18.0	20.0	20.0	20.0	20.0	20.0	20.0
CBY	17.0	23.0	23.0	23.0	23.0	23.0	23.0
CD	18.0	19.0	19.0	19.0	19.0	19.0	19.0
CNL	18.0	22.0	22.0	22.0	22.0	22.0	22.0
CRC	18.0	20.0	27.0	27.0	20.0	24.0	24.0
CT	17.3	19.0	25.0	25.0	19.0	25.0	25.0
DED	17.0	20.5	25.0	25.0	20.5	25.0	25.0
DEL	17.0	19.0	25.0	25.0	19.0	25.0	25.0
DMR	15.4	20.7	20.7	20.7	20.7	20.7	20.7
ELP	17.5	22.0	22.0	22.0	22.0	22.0	22.0
EMD	18.1	22.1	22.1	22.1	22.1	22.1	22.1
EUR	18.0	22.0	22.0	22.0	22.0	22.0	22.0
EVD	17.0	20.5	25.0	25.0	20.5	25.0	25.0
FE	17.0	26.2	26.2	26.2	26.2	26.2	26.2
FER	16.8	21.5	21.5	21.5	21.5	21.5	21.5
FG	17.0	20.5	25.0	25.0	20.5	25.0	25.0
FL	18.0	20.0	25.0	25.0	20.0	25.0	25.0
FMT	18.0	20.0	20.0	20.0	20.0	20.0	20.0
FNO	16.8	21.5	21.5	21.5	21.5	21.5	21.5
FON	15.0	23.0	23.0	23.0	23.0	23.0	23.0
FP	17.0	20.5	25.0	25.0	20.5	25.0	25.0
FPX	15.4	20.7	20.7	20.7	20.7	20.7	20.7
GF	20.0	25.0	25.0	25.0	25.0	25.0	25.0
GG	15.4	20.7	20.7	20.7	20.7	20.7	20.7
GP	18.0	20.0	25.0	25.0	20.0	25.0	25.0
GRP	19.0	22.0	22.0	22.0	22.0	22.0	22.0
HAW	17.0	20.5	25.0	25.0	20.5	25.0	25.0
HOL	15.4	20.7	20.7	20.7	20.7	20.7	20.7
HOO	18.5	21.0	21.0	21.0	21.0	21.0	21.0
HOU	18.0	21.0	25.0	25.0	21.0	12.0	25.0
HPO	15.0	23.0	23.0	23.0	23.0	23.0	23.0
HST	15.0	23.8	26.8	26.8	23.8	26.8	26.8
KD	16.0	19.0	19.0	19.0	19.0	19.0	19.0
KEE	18.0	19.0	19.0	19.0	19.0	17.0	17.0
LA	15.4	20.7	20.7	20.7	20.7	20.7	20.7
LAD	17.0	20.5	25.0	25.0	20.5	25.0	25.0
LRL	18.0	21.0	25.75	25.75	21.0	25.75	14.0
LS	18.0	21.0	25.0	25.0	25.0	25.0	25.0
MD	17.0	27.8	30.0	27.8	27.8	30.0	30.0
MED	17.0	19.0	25.0	15.0	19.0	25.0	15.0
MNR	17.30	19.0	25.0	25.0	19.0	25.0	25.0
MTH	17.0	19.0	25.0	25.0	19.0	25.0	15.0

NP	18.4	24.0	24.8	24.8	24.8	24.8	24.8
OP	17.0	21.0	21.0	21.0	21.0	21.0	21.0
PEN	17.0	22.0	31.0	31.0	20.0	26.0	28.0
PHA	17.0	20.0	30.0	30.0	20.0	26.0	30.0
PID	17.0	20.0	26.0	29.0	20.0	26.0	26.0
PIM	18.0	21.0	25.75	25.75	21.0	25.75	14.0
PLN	16.8	21.5	21.5	21.5	21.5	21.5	21.5
PM	18.0	22.0	22.0	22.0	22.0	22.0	22.0
PRM	17.0	20.0	23.0	23.0	20.0	23.0	23.0
RD	18.0	22.0	22.0	22.0	22.0	22.0	22.0
RET	18.0	21.0	25.0	25.0	21.0	12.0	25.0
RIL	20.0	22.0	26.0	n/o	22.0	26.0	n/o
RP	18.0	21.0	24.0	24.0	21.0	25.0	n/o
RUI	19.0	22.0	25.0	25.0	22.0	25.0	25.0
SA	15.4	20.7	20.7	20.7	20.7	20.7	20.7
SAC	16.8	21.5	21.5	21.5	21.5	21.5	21.5
SAR	16.0	18.5	26.0	26.0	18.5	26.0	26.0
SOL	16.8	21.5	21.5	21.5	21.5	21.5	21.5
SR	16.8	21.5	21.5	21.5	21.5	21.5	21.5
SRP	19.0	22.0	25.0	25.0	22.0	25.0	25.0
STK	16.8	21.5	21.5	21.5	21.5	21.5	21.5
STP	16.4	24.8	24.8	24.8	24.8	24.8	24.8
SUF	19.0	26.0	26.0	26.0	26.0	26.0	26.0
SUN	19.0	22.0	25.0	25.0	22.0	25.0	25.0
TAM	17.5	21.5	25.9	25.9	20.0	20.0	20.0
TDN	18.0	22.0	22.0	22.0	22.0	22.0	22.0
TIM	19.0	21.0	25.75	25.75	21.0	25.75	25.75
TP	17.5	22.0	22.0	22.0	22.0	22.0	22.0
TUP	20.0	21.0	25.0	25.0	21.0	25.0	25.0
WO	17.0	20.5	26.3	26.3	20.5	26.3	26.3
WRD	18.0	20.0	25.0	25.0	20.0	25.0	25.0
YAV	20.0	21.0	25.0	25.0	21.0	25.0	25.0
ZIA	19.0	22.0	25.0	25.0	22.0	25.0	25.0
OVAL	WPS	EX	TRI	SF	DD	P3	P4

THE HORSEPLAYERTM

HorsePlayerDaily.com

The racing industry's leading fan-based publication, focusing exclusively on the people, skills and news surrounding what it takes to pick your next winner.

January 1st marked the start of our 16th year!

Web Design & Web Hosting by Flash Avenue - York, PA

^ Secured by phase

N-CAL FAIR DISTRIBUTION OF HANDLE under SB 27

Van/Stabling percentage updated 2/26/03

Off Track Conventional N-Cal Fairs	Live	Out of Zone	Out of State with 3% Fee
Takeout	16.7700	15.4300	16.0000
License	1.0000	1.0000	1.0000
F/E	1.0000	-	-
Total to License	2.0000	1.0000	1.0000
Equine Research	0.1000	0.1000	0.1000
City Tax	0.3300	0.3300	0.3300
Host Fees	-	-	3.0000
Breeders	0.4800	0.4800	0.4800
Location Fees	-	-	1.0000
Expense	-	6.0000	6.0000
Promotion	-	0.4000	0.4000
Stabling/Van	-	0.9400	0.9400
Purses	7.2065	3.0200	1.3050
Owners	0.0700	0.0700	0.0700
Track	6.5835	3.0900	1.3750
Total to Track	6.5835	3.0900	1.3750
Proof	16.7700	15.4300	16.0000

Off Track Conventional N-Cal Fairs	Live	Out of Zone	Out of State with 3% Fee
Takeout	16.7700	15.4300	16.0000
License	1.0000	1.0000	1.0000
F/E	1.0000	-	-
Total to License	2.0000	1.0000	1.0000
Equine Research	0.1000	0.1000	0.1000
City Tax	0.3300	0.3300	0.3300
Host Fees	-	-	3.0000
Breeders	0.4800	0.4800	0.4800
Location Fees	2.0000	2.0000	2.0000
Expense	6.0000	6.0000	6.0000
Promotion	0.4000	0.4000	0.4000
Stabling/Van	0.9400	0.9400	0.9400
Purses	2.1900	2.0200	0.8050
Owners	0.0700	0.0700	0.0700
Track	2.2600	2.0900	0.8750
Total to Track	2.2600	2.0900	0.8750
Proof	16.7700	15.4300	16.0000

Off Track Exotic N-Cal Fairs	Live	Out of Zone	Out of State with 3% Fee
Takeout	21.5200	20.1800	21.5000
License	1.0000	1.0000	1.0000
F/E	1.0000	-	-
Total to License	2.0000	1.0000	1.0000
Equine Research	0.1000	0.1000	0.1000
City Tax	0.3300	0.3300	0.3300
Host Fees	-	-	3.0000
Breeders	0.4800	0.4800	0.4800
Location Fees	-	-	1.0000
Expense	-	6.0000	6.0000
Promotion	-	0.4000	0.4000
Stabling/Van	-	0.9400	0.9400
Purses	9.7003	5.3950	4.0550
Owners	0.0700	0.0700	0.0700
Track	8.8398	5.4650	4.1250
Total to Track	8.8398	5.4650	4.1250
Proof	21.5200	20.1800	21.5000

Off Track Exotic N-Cal Fairs	Live	Out of Zone	Out of State with 3% Fee
Takeout	21.5200	20.1800	21.5000
License	1.0000	1.0000	1.0000
F/E	1.0000	-	-
Total to License	2.0000	1.0000	1.0000
Equine Research	0.1000	0.1000	0.1000
City Tax	0.3300	0.3300	0.3300
Host Fees	-	-	3.0000
Breeders	0.4800	0.4800	0.4800
Location Fees	2.0000	2.0000	2.0000
Expense	6.0000	6.0000	6.0000
Promotion	0.4000	0.4000	0.4000
Stabling/Van	0.9400	0.9400	0.9400
Purses	4.5650	4.3950	3.5550
Owners	0.0700	0.0700	0.0700
Track	4.6350	4.4650	3.6250
Total to Track	4.6350	4.4650	3.6250
Proof	21.5200	20.1800	21.5000

N-CAL THOROUGHBRED DISTRIBUTION OF HANDLE under SB 27

(During non-overlap periods)

Van/Stabling percentage updated 2/26/03.

On Track Conventional N-Cal TB	Live	Out of Zone	Out of State with 3% Fee
Takeout	15.4300	15.4300	16.0000
License	1.3000	1.3000	1.3000
On Track Reduction	(0.3000)	(0.3000)	(0.3000)
Total to License	1.0000	1.0000	1.0000
Equine Research	0.1000	0.1000	0.1000
City Tax	0.3300	0.3300	0.3300
Host Fees	-	-	3.0000
Total Breeders	0.5400	0.5400	0.5400
Location Fees	-	-	1.0000
Expense	-	2.5000	2.5000
Promotion	-	0.4000	0.4000
Stabling/Van	-	0.9400	0.9400
Purses	6.2600	4.5900	2.8750
Owners Premiums	0.0700	0.0700	0.0700
Track	6.8300	4.6600	2.9450
Section 19605.35	0.3000	0.3000	0.3000
Total to Track	7.1300	4.9600	3.2450
Proof	15.4300	15.4300	16.0000

Off Track Conventional N-Cal TB	Live	Out of Zone	Out of State with 3% Fee
Takeout	15.4300	15.4300	16.0000
License	1.3000	1.3000	1.3000
On Track Reduction	-	-	-
Total to License	1.3000	1.3000	1.3000
Equine Research	0.1000	0.1000	0.1000
City Tax	0.3300	0.3300	0.3300
Host Fees	-	-	3.0000
Total Breeders	0.5400	0.5400	0.5400
Location Fees	2.0000	2.0000	2.0000
Expense	2.5000	2.5000	2.5000
Promotion	0.4000	0.4000	0.4000
Stabling/Van	0.9400	0.9400	0.9400
Purses	3.5900	3.5900	2.3750
Owners Premiums	0.0700	0.0700	0.0700
Track	3.6600	3.6600	2.4450
Section 19605.35	-	-	-
Total to Track	3.6600	3.6600	2.4450
Proof	15.4300	15.4300	16.0000

On Track Exotic N-Cal TB	Live	Out of Zone	Out of State with 3% Fee
Takeout	20.1800	20.1800	21.5000
License	1.3000	1.3000	1.3000
On Track Reduction	(0.3000)	(0.3000)	(0.3000)
Total to License	1.0000	1.0000	1.0000
Equine Research	0.1000	0.1000	0.1000
City Tax	0.3300	0.3300	0.3300
Host Fees	-	-	3.0000
Total Breeders	0.5400	0.5400	0.5400
Location Fees	-	-	1.0000
Expense	-	2.5000	2.5000
Promotion	-	0.4000	0.4000
Stabling/Van	-	0.9400	0.9400
Purses	8.6017	6.9650	5.6250
Owners Premiums	0.0700	0.0700	0.0700
Track	9.2383	7.0350	5.6950
Section 19605.35	0.3000	0.3000	0.3000
Total to Track	9.5383	7.3350	5.9950
Proof	20.1800	20.1800	21.5000

Off Track Exotic N-Cal TB	Live	Out of Zone	Out of State with 3% Fee
Takeout	20.1800	20.1800	21.5000
License	1.3000	1.3000	1.3000
On Track Reduction	-	-	-
Total to License	1.3000	1.3000	1.3000
Equine Research	0.1000	0.1000	0.1000
City Tax	0.3300	0.3300	0.3300
Host Fees	-	-	3.0000
Total Breeders	0.5400	0.5400	0.5400
Location Fees	2.0000	2.0000	2.0000
Expense	2.5000	2.5000	2.5000
Promotion	0.4000	0.4000	0.4000
Stabling/Van	0.9400	0.9400	0.9400
Purses	5.9650	5.9650	5.1250
Owners Premiums	0.0700	0.0700	0.0700
Track	6.0350	6.0350	5.1950
Section 19605.35	-	-	-
Total to Track	6.0350	6.0350	5.1950
Proof	20.1800	20.1800	21.5000

S-CAL THOROUGHBRED DISTRIBUTION OF HANDLE under SB 27

(During non-overlap periods)

Van/Stabling percentage updated 4/2/03

On Track Conventional S-Cal TB	Live	Out of Zone	Out of State with 3% Fee
Takeout	15.4300	15.4300	16.0000
License	2.0000	2.0000	2.0000
On Track Reduction	(0.1500)	(0.1500)	(0.1500)
Total to License	1.8500	1.8500	1.8500
Equine Research	0.1000	0.1000	0.1000
City Tax	0.3300	0.3300	0.3300
Host Fees	-	-	3.0000
Total Breeders	0.5400	0.5400	0.5400
Location Fees	-	-	1.0000
Expense	-	2.5000	2.5000
Promotion	-	0.4000	0.4000
Stabling/Van	-	1.0600	1.0600
Purses	5.9233	4.1800	2.4650
Owners Premiums	0.0700	0.0700	0.0700
Track	8.4667	4.2500	2.5350
Section 19605.35	0.1500	0.1500	0.1500
Total to Track	6.6167	4.4000	2.6850
Proof	15.4300	15.4300	16.0000

Off Track Conventional S-Cal TB	Live	Out of Zone	Out of State with 3% Fee
Takeout	15.4300	15.4300	16.0000
License	2.0000	2.0000	2.0000
On Track Reduction	-	-	-
Total to License	2.0000	2.0000	2.0000
Equine Research	0.1000	0.1000	0.1000
City Tax	0.3300	0.3300	0.3300
Host Fees	-	-	3.0000
Total Breeders	0.5400	0.5400	0.5400
Location Fees	2.0000	2.0000	2.0000
Expense	2.5000	2.5000	2.5000
Promotion	0.4000	0.4000	0.4000
Stabling/Van	1.0600	1.0600	1.0600
Purses	3.1800	3.1800	1.9650
Owners Premiums	0.0700	0.0700	0.0700
Track	3.2500	3.2500	2.0350
Section 19605.35	-	-	-
Total to Track	3.2500	3.2500	2.0350
Proof	15.4300	15.4300	16.0000

On Track Exotic S-Cal TB	Live	Out of Zone	Out of State with 3% Fee
Takeout	20.1800	20.1800	21.5000
License	2.0000	2.0000	2.0000
On Track Reduction	(0.1500)	(0.1500)	(0.1500)
Total to License	1.8500	1.8500	1.8500
Equine Research	0.1000	0.1000	0.1000
City Tax	0.3300	0.3300	0.3300
Host Fees	-	-	3.0000
Total Breeders	0.5400	0.5400	0.5400
Location Fees	-	-	1.0000
Expense	-	2.5000	2.5000
Promotion	-	0.4000	0.4000
Stabling/Van	-	1.0600	1.0600
Purses	8.2650	6.5550	5.2150
Owners Premiums	0.0700	0.0700	0.0700
Track	8.8750	6.6250	5.2850
Section 19605.35	0.1500	0.1500	0.1500
Total to Track	9.0250	6.7750	5.4350
Proof	20.1800	20.1800	21.5000

Off Track Exotic S-Cal TB	Live	Out of Zone	Out of State with 3% Fee
Takeout	20.1800	20.1800	21.5000
License	2.0000	2.0000	2.0000
On Track Reduction	-	-	-
Total to License	2.0000	2.0000	2.0000
Equine Research	0.1000	0.1000	0.1000
City Tax	0.3300	0.3300	0.3300
Host Fees	-	-	3.0000
Total Breeders	0.5400	0.5400	0.5400
Location Fees	2.0000	2.0000	2.0000
Expense	2.5000	2.5000	2.5000
Promotion	0.4000	0.4000	0.4000
Stabling/Van	1.0600	1.0600	1.0600
Purses	5.5550	5.5550	4.7150
Owners Premiums	0.0700	0.0700	0.0700
Track	5.6250	5.6250	4.7850
Section 19605.35	-	-	-
Total to Track	5.6250	5.6250	4.7850
Proof	20.1800	20.1800	21.5000

Pre-SB16xx

2010 NORTHERN CALIFORNIA RACE DATES

VI.

December						
Sun	Mon	Tue	Wed	Thu	Fri	Sat
27	28	29	30	31		26
5						

GGF Winter/Spring 12/26-6/13	115
GGF Summer 8/25-10/3	27
GGF Fall 10/20-12/19	45
GGF Total	187

San Jose (6/18-6/20)	5
Pasadena (6/23-7/1)	25
Cal Expo (7/14-7/25)	10

Santa Rosa (7/28-8/15)	15
Humboldt (8/12-8/22)	9
Fresno (10/6-10/17)	10
CARF Fairs Total	64
Total Race Days	251

January						
Sun	Mon	Tue	Wed	Thu	Fri	Sat
3	4	5	6	7	8	9
10	11	12	13	14	15	16
17	18	19	20	21	22	23
24	25	26	27	28	29	30
31						
20						

February						
Sun	Mon	Tue	Wed	Thu	Fri	Sat
7	8	9	10	11	12	13
14	15	16	17	18	19	20
21	22	23	24	25	26	27
28						
13						
4						

March						
Sun	Mon	Tue	Wed	Thu	Fri	Sat
7	8	9	10	11	12	13
14	15	16	17	18	19	20
21	22	23	24	25	26	27
28	29	30	31			
19						

April						
Sun	Mon	Tue	Wed	Thu	Fri	Sat
4	5	6	7	8	9	10
11	12	13	14	15	16	17
18	19	20	21	22	23	24
25	26	27	28	29	30	
22						

May						
Sun	Mon	Tue	Wed	Thu	Fri	Sat
2	3	4	5	6	7	8
9	10	11	12	13	14	15
16	17	18	19	20	21	22
23	24	25	26	27	28	29
30	31					
23						

June						
Sun	Mon	Tue	Wed	Thu	Fri	Sat
6	7	8	9	10	11	12
13	14	15	16	17	18	19
20	21	22	23	24	25	26
27	28	29	30			
9						
5						
3						

July						
Sun	Mon	Tue	Wed	Thu	Fri	Sat
4	5	6	7	8	9	10
11	12	13	14	15	16	17
18	19	20	21	22	23	24
25	26	27	28	29	30	31
3						
4						

August						
Sun	Mon	Tue	Wed	Thu	Fri	Sat
1	2	3	4	5	6	7
8	9	10	11	12	13	14
15	16	17	18	19	20	21
22	23	24	25	26	27	28
29	30	31				
11						
9						
5						

September						
Sun	Mon	Tue	Wed	Thu	Fri	Sat
5	6	7	8	9	10	11
12	13	14	15	16	17	18
19	20	21	22	23	24	25
26	27	28	29	30		
19						

October						
Sun	Mon	Tue	Wed	Thu	Fri	Sat
3	4	5	6	7	8	9
10	11	12	13	14	15	16
17	18	19	20	21	22	23
24	25	26	27	28	29	30
31						
3						
10						
10						

November						
Sun	Mon	Tue	Wed	Thu	Fri	Sat
7	8	9	10	11	12	13
14	15	16	17	18	19	20
21	22	23	24	25	26	27
28	29	30				
20						

December						
Sun	Mon	Tue	Wed	Thu	Fri	Sat
5	6	7	8	9	10	11
12	13	14	15	16	17	18
19	20	21	22	23	24	25
26	27	28	29	30	31	
15						



a California joint powers agency

1776 Tribute Road, Suite 150
Sacramento, CA 95815
Office: 916.927.7223 Fax: 916.263.3341
www.calfairs.com

Kirk E. Breed
Executive Director
California Horse Racing Board
1010 Hurley Way, Suite 300
Sacramento, CA 95825

Mr. Breed:

Please accept this letter as a response to your letter dated December 22, 2009.

Let me begin by stating my concern, and the concern of the Chairman of our Board of Directors, with the confrontational tone of your letter, the breadth of the requests, and the short timeframe in which we were asked to respond. Of most concern is the requirement that we respond to matters unrelated to the racing calendar as a condition of granting Fair racing dates.

In over thirty years of involvement in the racing industry, I have never seen the Board set conditions of this nature before granting racing dates. Your letter cites no regulatory, policy or statutory rationale for the information you request as a condition of granting racing Fair dates.

I would cite in contradistinction to your request of the Fairs, the fact that the Board has granted 2010 racing dates to other associations without any such conditions of the sort that you are making of the Fairs.

So as to not allow our cooperation to be deemed precedence for future date applications for CARF, its member Fairs or for any other racing associations, we submit this information on behalf of CARF and its members under protest. We would gladly comply with any normal requests for information from the Board, as we have done in the past; however, in this case, we are obliged to protest specifically to these requests being set out as condition for allocation of Fair dates. This is unprecedented.

I'd like to emphasize that the Board requested industry stakeholders to recommend a 2010 racing calendar for Northern California. After much discussion and deliberation,

TOC, CTT, GGF and CARF agreed on a calendar which was subsequently recommended to the CHRB in December. The parties stand by this recommendation.

Given the fact that key CARF staff members were out of the office during the holidays, this response will provide the information that could be assembled by January 6. Under the circumstances, it must suffice.

We'll list each of the requests from your letter with our response below.

Your first request:

A plan to reconcile purse under-payments to horsemen for 2008 and 2009 from all Racing fairs – Notwithstanding the letter from TOC requesting underpayment Reconciliation for 2008 for Cal Expo, the required plan must include underpayments for all the fairs, including the underpayments of \$110,459 (CARF estimate) for the 2008 San Mateo County Fair, and a payment schedule for the affected horsemen. In addition, the data provided to the CHRB by CARF on over/under payments does not include the CARF/Golden Gate Fields meetings for 2009 – please provide this information.

Please find attached a summary purse report ***CARF 2009 End of Meet Purse Estimates*** that shows the reconciliation of purse overpayments and underpayments, by Fair, going into 2010. These figures include a retro distribution for the Cal Expo underpayment as requested by the TOC on December 9, 2010. We currently are working with TOC on the details of this retro distribution. We are also in discussion with horsemen regarding consolidation of all Fair purses in to a single account; CARF member Fairs have already agreed on this consolidation for 2009 and 2010. Our plan is to carry a consolidated overpayment/underpayment figure into 2010. At present, this figure is an overpayment of \$243,233.

I want to respond to your letter's statement that CARF did not provide information to the Board for the CARF meets at GGF. Key members of CARF accounting staff met several times and for a number of hours with Bon Smith, and other members of the CHRB staff in late November. We furnished all accounting records requested by Mr. Smith and other Board staff, including those for CARF meets at GGF. I personally met with Mr. Smith on November 30 for over an hour to be certain he had received all the information he had requested. At that meeting, Mr. Smith thanked us for our cooperation and told me that he was satisfied that he had received everything he requested. He told us that all the purse reconciliations appeared satisfactory and that he would be reporting that to you in the following days.

Subsequently, Mr. Smith requested access to CARF Paymaster transaction records, which we made available. We have received no further requests from Mr. Smith or other Board

staff. It is for these reasons, I was surprised to read your statement that the CHRB did not receive this information. We will be in contact with Mr. Smith to seek further clarification on this matter.

In any event, the attached summary document *CARF 2009 End of Meet Purse Estimates* includes information for the CARF meets at GGF.

Your second request:

Solano and San Mateo County Fairs – Are these fairs to be compensated? If so, how much will be paid to other fairs running during their historical dates.

There are discussions underway to provide replacement revenues to Solano County Fair in place of the revenues lost when it agreed to end its involvement with live horse racing. Those discussions have not concluded and will be dealt via a contractual agreement between CARF and its member fairs. There are currently no plans to compensate San Mateo Fair.

I do not understand the second question: "...how much will be paid to other fairs running in their traditional dates."

While we appreciate your concern with the financial situation of our member Fairs, we do not see the relevance of this issue to the industry's request to adopt a 2010 calendar for Northern California.

Your third request:

Supplemental Purse Account – Under B&P Code Sections 19606.3 and 19606.4, this Account receives \$1.1 Million per year to supplement fair purses. In addition, any unused balance can be carried forward to the next racing year. Please provide a separate full accounting of how this funding was applied during the 2008 and 2009 fair meetings. Further, what is the balance in this account going into 2010?

A ***Supplemental Purse Report*** is attached. As of this date, the account shows a current balance of \$206,633.

While we have no issue providing this information since it is publicly available, we do not understand its relevance to the industry's request to adopt a 2010 calendar for Northern California.

Your fourth request:

Humboldt County Fair/Ferndale – During the last two board meetings, the board has asked repeatedly why the Humboldt County Fair is the only fair overlapped by another Fair, given that the fairs have worked for 40 years to eliminate the overlap by private associations. Please provide evidence that this overlap is in the best interest of horse racing and no discriminatory against Humboldt and the non-thoroughbred breeds.

First of all, as to why the Humboldt County Fair is overlapped by another Fair, the CHRB should probably look to its own past determinations. Since the Board makes the final determination of racing dates, minutes and records of the Board's deliberations would probably be the best source for an answer to this question. As a participant in the discussions regarding racing dates over the last few years, I can offer that the Board allocated overlapping dates to Humboldt because such action was supported by most racing industry stakeholders and by a majority of Board members who believed that doing so was in the best interest of racing in Northern California.

The assertion that Fairs have worked for forty years to eliminate overlapping dates is not entirely accurate. While Fresno and Humboldt have been overlapped for decades (Fresno by BM and GGF; Humboldt by Stockton and San Mateo), Stockton and Cal Expo agreed to be overlapped in legislation that went into effect in the late '80's. As the NorCal horse population declined in the late '90's, it became evident that overlapping dates no longer worked: Overlapping meets could not fill races. Beginning in 2001, CARF asked the Board to roll back the overlap for Stockton and Cal Expo. Success was slow in coming on this request, but, over a period of several years, industry negotiations and Board allocations resulted in fewer days of overlap for Stockton and Cal Expo. Bay Meadows closure had a significant effect on this issue. In 2008, the Board agreed with industry recommendations that overlapping dates for Fresno be eliminated.

With respect to Humboldt, CARF has supported the possibility for Humboldt County Fair to run its own meet without overlap; CARF has offered to support a calendar that would allow this to happen. Solo dates in June or September have been discussed and

recommended by CARF and other stakeholders. These offers were rejected by Humboldt, which has insisted on maintaining an August calendar slot.

The industry recommendation of a 2010 calendar with Humboldt overlapped in August occurred after much discussion and was not solely a CARF position. During those discussions, Northern California stakeholders other than CARF have expressed serious concerns about Humboldt running solo in August. These concerns included the following:

- Distance from the Bay Area and the consequent hardship and costs for horsemen to ship to Humboldt
- Half-mile track
- Capacity and condition of stable area
- Safety of inside and outside rails
- Low level of handle and purses generated
- Impact on handle during Del Mar in Southern California
- August is the premier month of racing nationally; can Humboldt “carry the flag” for Northern California in the national simulcast market.

As noted above, these were concerns expressed by industry representatives, primarily horsemen’s representatives, about Humboldt running solo in August. If Humboldt were willing to consider dates in a month other than August, there would no doubt be more general industry support for running without overlap.

The fact remains that for decades the CHRB and the racing industry have determined that the best interest of racing is served when August dates at Humboldt are overlapped with racing at a Bay Area track. As in years past, TOC, CTT, GGF and CARF have recommended a calendar for 2010 that includes overlapping dates for Humboldt.

With respect to emerging breeds, overlapping Humboldt dates, with another Fair, increases emerging breed racing opportunities because emerging breed racing would be offered at two Fairs simultaneously.

Finally, CARF takes offense with your use of the term “discriminatory” when describing this issue in your letter. CARF takes great pride in representing its members and their opportunity to offer a successful race program and meet. However, we also take seriously our responsibility to balance the needs of the entire Northern California circuit so that our region can remain successful. Doing so ensures a greater opportunity for the future of Fair racing in Northern California. If this balance is what you find ‘discriminatory’, then I offer that our organization and you have a difference of opinion that would best be resolved in a meeting with the respective leadership of both organizations.

Far from being “discriminatory”, CARF’s support of Humboldt has been generous. Here are some specific examples.

CARF provides extensive management, financial and operational support that allows Humboldt to operate its race meet. Virtually all the racing and simulcast contracts are managed by CARF. In addition, CARF has secured funding to provide Humboldt with significant facility improvement funding, race track maintenance support and supplemental purse allocations.

Supplemental purse allocations provide a good example of CARF's generous support for Humboldt. Statute requires that the Supplemental Purse fund underwrite a level of purses at Humboldt equal to 25% of those offered by Golden Gate Fields. Over the last few years, CARF has recommended allocations significantly higher than that requirement. In 2009, Supplemental Purse allocations to Humboldt allowed purses at 100% parity with GGF, **four times** the level required. It's important to note that other CARF member Fairs **gave up** allocations to support Humboldt at this level, believing in the policy that we keep our entire purse program strong and consistent to attract horses to run in Northern California through the summer.

In the years 2000-2009, CARF sent over \$3.4 million in purse supplements, operational support and facility improvement funds. Please ***Humboldt Funding through CARF 2000-2009, attached.***

Your fifth request

Horse Population/Racing Inventory – How did the racing inventory for all breeds perform in filling races for 2009 and what are the fair projections for 2010?

Our horse inventory on the Fairs last summer was better than expected. Mid-summer, we were obliged to open Vallejo's stabling area early to accommodate the overflow of horses wanting to run at Fairs, which we considered a good problem to have.

CARF takes great pride in the results of our investment of money and time recruiting horses from out-of-state to run during the summer in Northern California. No other racing entity in California makes such an effort. In our opinion, the successful results of this program should be applauded, not questioned. Our recruitment program brought 217 horses into Northern California in 2009, the best results in the eight years we've conducted it. These additional horses had a demonstrable positive impact on field size. Please see the attached report ***Recruitment Program 2009*** for more detail on this program and its results.

It's too early in the year to predict what the horse population will look like this summer. We will continue to actively recruit out-of-state

Your sixth request

CARF plan for the expansion/addition of satellite wagering facilities in the Bay Area - provide a written document of such plan. Does this plan include any agreements or legislation that would reduce the 20-mile radius? Expand and defend the argument- "the 20-mile radius protects the investment in the existing satellite facilities."

Here again, I must question the relevance of this issue to racing dates. The manner in which this question is framed, the subject itself and the tone of the language give the unmistakable impression that Fair dates are being held hostage to some other agenda.

Neither CARF nor any other entity of which I am aware has a written plan for "expansion/addition of satellite wagering facilities in the Bay Area." Typically, satellite development proceeds on a case-by-case basis as prospective sites are considered. Currently we are in initial discussions with a tribal casino south of Sacramento, a card room in the Salinas Valley and a tribal facility in Humboldt County. We will actively explore the possibility of developing satellite facilities that are within a 20-mile radius of a Fair satellite, as is already the case with an existing Fresno Fair agreement with a local card room about five miles distant.

We recognize that the 20-mile radius matter has become a controversial issue in some quarters. We have said repeatedly that we are willing to discuss the matter as part of a comprehensive industry-wide legislative program. As a matter of historical perspective on the subject, I would offer a reminder that the original language in statute was introduced to the behest of tracks who wanted to protect their satellites from cannibalizing competition. If we look back in time, we see the example of Santa Anita refusing to allow Fairplex as a satellite, GGF closing down the Vallejo satellite, BM and GGF closing down the Pleasanton satellite, BM charging San Jose "impact fees", etc. As an industry, we worked through those circumstances by sitting down together and finding solutions.

Your seventh request

Report of Total Income – The board wants a report of “total income” from all racing sources going to the fairs for 2009.

We will make this information available to the Board but we need more clarification as to the specific information that the Board is seeking.

Agreement on a racing calendar is never a simple matter. It's further complicated by the fact that we're in a period of transition and change in California racing. This circumstance has made negotiations regarding the 2010 calendar complicated and protracted. We ask the Board to consider that major stakeholders in Northern California have agreed on a calendar, which has been submitted to the CHRB. Further delays and uncertainties will create problems for all parties, particularly for Fairs who must coordinate schedules for many events and community groups. We urge the Board to adopt the calendar that has been recommended.

Respectfully submitted,

Christopher Korby
Executive Director

INDEX TO ATTACHMENTS

- ***CARF 2009 End of Meet Purse Estimates***
- ***Supplemental Purse Report***
- ***Humboldt Funding through CARF 2000-2009***
- ***CARF Recruitment Program 2009***

2009 CARE Race Meets

Over/Underpayment Purse Estimates as of 12/31/09 Updated
Information Provided by Mutual Department / Raechele Gibbons

	<i><u>Beginning</u></i>	<i><u>Ending</u></i>
San Joaquin County Fair	\$142,465.03	\$74,822.78
Alameda County Fair	\$50,896.24	(\$26,141.59)
Solano County Fair	\$46,959.88	\$14,717.73
Sonoma County Fair	(\$76,830.49)	(\$36,610.78)
Humboldt County Fair	\$0.00	\$0.00
*** covered by Supplemental CARE 1 @ GGF**	\$110,459.13	(\$280,301.24)
**SMCF 2008 beginning underpayment California State Fair	\$191,684.99	\$139,307.60
*** includes retro of \$141,685		
CARE 2 @ GGF	\$0.00	(\$159,173.27)
Fresno	0	\$30,145.21
Estimated T Totals*	<u>\$465,634.78</u>	<u>(\$243,233.56)</u>
Total Overpaid Meets only		(\$502,226.88)
Total Underpaid Meets Only		\$258,993.32

*Totals include estimates for unspent balance from 6% expense fund and other misc revenue.

[illegible]

**HUMBOLDT COUNTY FAIR FUNDING
ALLOCATED THROUGH PROGRAMS ADMINISTERED BY
CALIFORNIA AUTHORITY OF RACING FAIRS**

2000-2007

2000	
Supplemental Purses	\$164,522
Paddock; Winner's Circle; Grandstand (36,518 over budget)	\$136,518
2001	
Supplemental Purses	\$171,988
Track Safety and Maintenance	\$44,000
Capital Improvement (Backstretch) - Showers	\$13,938
2002	
Supplemental Purses	\$169,475
Track Safety and Maintenance	\$44,000
Capital Improvement (Backstretch) - Restrooms	\$213,649
2003	
Supplemental Purses	\$179,850
Track Safety and Maintenance	\$44,000
Capital Improvement (Backstretch) - Restroom	\$1,338
2004	
Supplemental Purses	\$208,234
Track Safety and Maintenance	\$44,000
Capital Improvement (Backstretch) - RV Lot; Horse Stalls	\$28,046
2005	
Supplemental Purses	\$218,133
Track Safety and Maintenance	\$44,000
Capital Improvement (Backstretch) - Grandstand Restroom	\$80,000
2006	
Supplemental Purses	\$257,695
Track Safety and Maintenance	\$44,000
2007	
Supplemental Purses	\$239,813
Track Safety and Maintenance	\$44,000
Capital Improvement (Backstretch) - Jockey Quarters	\$489,375
2008	
Supplemental Purses	\$240,937
Track Safety and Maintenance	\$44,000
2009	
Supplemental Purses	\$259,758
Track Safety and Maintenance	\$44,000
TOTAL	<u>\$3,469,273</u>

**HUMBOLDT COUNTY FAIR FUNDING
ALLOCATED THROUGH PROGRAMS ADMINISTERED BY
CALIFORNIA AUTHORITY OF RACING FAIRS**

2000-2007

2000	
Supplemental Purses	\$164,522
Paddock; Winner's Circle; Grandstand	\$136,518
(36,518 over budget)	
2001	
Supplemental Purses	\$171,988
Track Safety and Maintenance	\$44,000
Capital Improvement (Backstretch) - Showers	\$13,938
2002	
Supplemental Purses	\$169,475
Track Safety and Maintenance	\$44,000
Capital Improvement (Backstretch) - Restrooms	\$213,649
2003	
Supplemental Purses	\$179,850
Track Safety and Maintenance	\$44,000
Capital Improvement (Backstretch) - Restroom	\$1,338
2004	
Supplemental Purses	\$208,234
Track Safety and Maintenance	\$44,000
Capital Improvement (Backstretch) - RV Lot; Horse Stalls	\$28,046
2005	
Supplemental Purses	\$218,133
Track Safety and Maintenance	\$44,000
Capital Improvement (Backstretch) - Grandstand Restroom	\$80,000
2006	
Supplemental Purses	\$257,695
Track Safety and Maintenance	\$44,000
2007	
Supplemental Purses	\$239,813
Track Safety and Maintenance	\$44,000
Capital Improvement (Backstretch) - Jockey Quarters	\$489,375
2008	
Supplemental Purses	\$240,937
Track Safety and Maintenance	\$44,000
2009	
Supplemental Purses	\$259,758
Track Safety and Maintenance	\$44,000
TOTAL	<u>\$3,469,273</u>

2009 CARF Race Meets

Over/Underpayment Purse Estimates as of 12/31/09 Updated
Information Provided by Mutual Department / Raechelle Gibbons

	<i><u>Beginning</u></i>	<i><u>Ending</u></i>
San Joaquin County Fair	\$142,465.03	\$74,822.78
Alameda County Fair	\$50,896.24	(\$26,141.59)
Solano County Fair	\$46,959.88	\$14,717.73
Sonoma County Fair	(\$76,830.49)	(\$36,610.78)
Humboldt County Fair	\$0.00	\$0.00
*** covered by Supplemental CARF 1 @ GGF**	\$110,459.13	(\$280,301.24)
**SMCF 2008 beginning underpayment California State Fair	\$191,684.99	\$139,307.60
*** includes retro of \$141,685		
CARF 2 @ GGF	\$0.00	(\$159,173.27)
Fresno	0	\$30,145.21
Estimated Totals*	<u>\$465,634.78</u>	<u>(\$243,233.56)</u>
Total Overpaid Meets only		(\$502,226.88)
Total Underpaid Meets Only		\$258,993.32

*Totals include estimates for unspent balance from 6% expense fund and other misc revenue.

Supplemental Purse Funds											
	2007				2008				2009		
	Allocations Budgeted	Supplement Paid	Performance Paid	Total Paid	Allocations Budgeted	Supplement Paid	Performance Paid	Total Paid	Allocations Budgeted	Supplement Paid	Performance Paid
Stockton	105,600	0	85,120	85,120	0	0	52,700	52,700			83,460
Pleasanton			104,825	104,825			80,000	80,000			130,040
Vallejo		Wine Country	220,235	220,235			76,780	76,780			43,920
Santa Rosa			0	0			89,910	89,910			91,460
CARF I @ CG (Historical San Mateo)			76,145	76,145			60,290	60,290			62,000
Ferridale	192,000	187,918	51,895	239,813	192,000	203,667	37,270	240,937	280,000	218,418	41,340
Sacramento	0	0	0	0	0	0	65,200	65,200			84,640
CARF II @ CG								0			77,400
Fresno	288,000	373,199	85,060	458,259	362,000	389,196	75,620	464,816	100,000		90,100
Funds Used	585,600	561,117	623,280	1,184,397	554,000	592,863	537,770	1,130,633	380,000	218,418	704,360
Admin			22,000				22,000				22,000
Interest Earned			59,129				47,061				21,657
Funds Received			1,100,000				1,100,000				1,100,000
Funds Available			35,126				29,754				206,633
Performance Purse Per Runner-TB			\$130				\$100				\$100
Performance Purse Per Runner-Mixed Breeds			\$75				\$70				\$70

For Internal Use Only

For Internal Use Only

California Authority of Racing Fairs



*Racing Fair Program to Recruit Out-of-State Horse Owners
and Trainers to Compete in California*



Recruitment Program 2009

Christopher Korby, Executive Director

2009 OUT-OF-STATE RECRUITMENT PROGRAM

SUMMARY

GOALS AND OBJECTIVES

Since 2001, the California Authority of Racing Fairs (CARF) has conducted a program to actively recruit out-of-state owners, trainers and horses to compete on the Northern California Summer Racing Circuit. The goal of the program is simple: increase the field size for summer racing in Northern California. In order to accomplish this goal, CARF has set three objectives for the program: 1) inform and educate horsemen in other jurisdictions to the benefits of racing in California; 2) retain horsemen who have elected to compete in Northern California in previous years; and 3) offer financial incentives to assist horsemen with the cost of shipping horses to Northern California.

RECRUITMENT VISITS OUT-OF-STATE

Each spring CARF schedules a series of out-of-state recruitment visits in order to 1) personally meet one-on-one with horsemen in other jurisdictions; 2) explain the benefits of our program; and 3) invite them to compete in Northern California for the summer. In 2009, these visits included two trips to Arizona, a total of four days, with a reception at Turf Paradise and a three-day stay at Portland Meadows and Grant's Pass in Oregon, where we also sponsored a reception. These visits allow CARF management to respond personally and directly to questions or concerns about such matters as workmen's compensation, backstretch labor inspections and purse structures. In addition to the receptions and the personal visits with horsemen, CARF distributes an extensive packet of information to educate and inform horsemen about current issues of interest in California. By word of mouth, information about the program has also reached horsemen in Iowa, Idaho, West Virginia, New Mexico, Utah and Washington.

RELOCATION FEES

In order to financially assist horsemen who choose to ship horses to our circuit, in 2009 CARF paid a \$300 Relocation Fee to the owner of any horse shipping into Northern California from over 600 miles for the horse's first start and \$150 for the horse's second start. A runner making its first start at Ferndale received \$150 for that start and another \$150 for starting again at Sacramento or Fresno. Our Paymaster deposits the fee into the owner's account the first time an eligible horse starts in a race on our circuit. The Relocation Fee gives some extra meaning to our invitation to come to California. In some cases, the incentive may create the tipping point as an owner or trainer decides about shipping to our circuit. The Relocation Fee also creates a Paymaster record that allows us to accurately track the results of our program from year to year.

Christopher Korby
Executive Director



2009 THOROUGHBRED RECRUITMENT

Results of CARF Program to Increase Field Size

The Fair Out-of-State Recruitment Program, administered by the California Authority of Racing Fairs, pays \$300 to every horse that travels 600 or more miles to start on the Northern California Fair Circuit for its first start and an additional \$150 for its second start (\$450 total). A runner making its first start at Ferndale receives \$150, with another \$300 available if the horse starts again at another Fair facility.

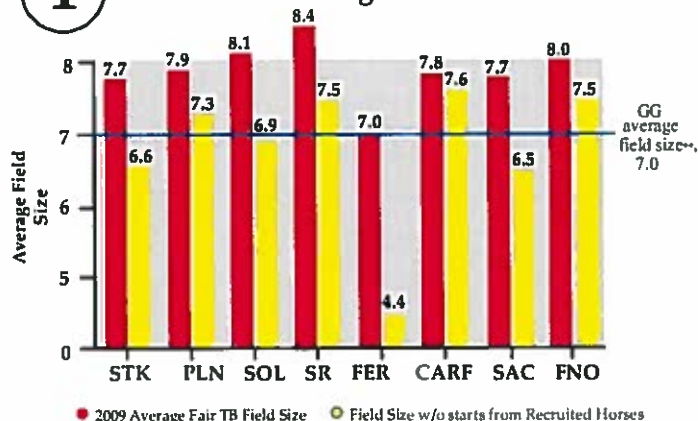
- **2009 Total Recruitment Costs - \$104,776.04***
 2009 Recruitment at Tracks - \$22,176.04
 2009 TB Relocation Fees Paid - \$73,600.00
 2009 Trainer Incentives - \$4,500
 Number of Horses Paid - 217
 Number of Starts - 588
 Percentage of Total Horse Population - 13%
- **Number of Starts by Recruited Horses, by Fair:**
 Stockton - 81
 Pleasanton - 82
 Vallejo - 51
 Santa Rosa - 74
 Ferndale - 111
 CARF at CGF - 43
 Sacramento - 104
 Fresno - 42
- **Number of Starts by State Recruited From:**
 Arizona - 243
 Idaho - 94
 Oregon - 89
 West Virginia - 42
 Washington - 27
 California (Fairplex) - 23
 New Mexico - 21
 Nevada - 12
 Other - 60
- **Leading Trainers of Recruited Horses (by starts):**
 Don Roberson
 Keith Bennett
 Justin Treasure
 Kelly Bainum
 Jason Homer
 W.R. Whitehouse
 Charles Hiatt

* Emerging Breed Relocation Fees - \$4,500, Does not include CMC Reimbursement - \$25,000

** During Period 1/1/09-6/18/09

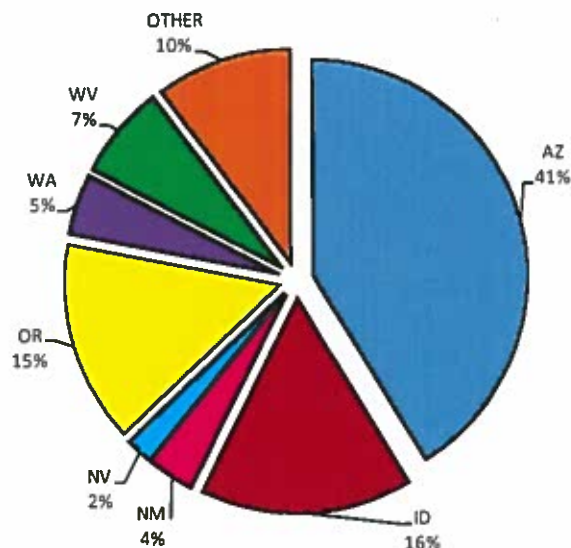
1

Impact of Recruited Horses on 2009 Average Field Size



2

Where did out-of-state horses come from?



3

What does the Fair Circuit pay on average for each start by an out-of-state horse?

\$178 per starter

Increased field size is the single largest contributor to increasing ontrack and simulcast handle.

1. Statistics from CHRIMS Runners Report & CARF Out-of-State Starts.
2. Statistics from CARF Paymaster Reports & CFSA Relocation Costs.

Transaction Type Report
For Types: RE
From 06/01/2009 To 11/20/2009
Facilities: CARF_EB

Nov 20, 2009 03:55 PM

Page 1 of 7

Fac.	Date	From	Account Name	To	Account Name	Amount	Memo
Relocation Costs							
CRF	6/20/2009	30636	Relocation Costs	37139	Don E. Roberson	300.00	Double Zado
CRF	6/20/2009	30636	Relocation Costs	37139	Don E. Roberson	300.00	Hungarian Slew
CRF	6/20/2009	30636	Relocation Costs	37139	Don E. Roberson	300.00	J.R. Ruler
CRF	6/20/2009	30636	Relocation Costs	37139	Don E. Roberson	300.00	Key To The Future
CRF	6/20/2009	30636	Relocation Costs	37139	Don E. Roberson	300.00	Old Fling
CRF	6/20/2009	30636	Relocation Costs	37139	Don E. Roberson	150.00	Old Fling
CRF	6/20/2009	30636	Relocation Costs	37139	Don E. Roberson	300.00	Owyhee
CRF	6/20/2009	30636	Relocation Costs	37139	Don E. Roberson	300.00	R Honour And Obey
CRF	6/20/2009	30636	Relocation Costs	37139	Don E. Roberson	150.00	R Honour And Obey
CRF	6/20/2009	30636	Relocation Costs	37139	Don E. Roberson	300.00	Red Flag
CRF	6/20/2009	30636	Relocation Costs	37139	Don E. Roberson	150.00	Red Flag
CRF	6/20/2009	30636	Relocation Costs	37139	Don E. Roberson	300.00	Sharp Girl
CRF	6/20/2009	30636	Relocation Costs	37139	Don E. Roberson	300.00	Watermelon Summer
CRF	6/20/2009	30636	Relocation Costs	37148	Clarence G. Courtright	300.00	Mark Trey
CRF	6/20/2009	30636	Relocation Costs	37146	Keith Bennett	300.00	Shesourkindagal
CRF	6/20/2009	30636	Relocation Costs	37146	Keith Bennett	150.00	Shesourkindagal
CRF	6/20/2009	30636	Relocation Costs	37146	Keith Bennett	300.00	J.R.'s Raider
CRF	6/20/2009	30636	Relocation Costs	37146	Keith Bennett	150.00	J.R.'s Raider
CRF	6/20/2009	30636	Relocation Costs	37146	Keith Bennett	300.00	He Just Left
CRF	6/20/2009	30636	Relocation Costs	37201	Justin Treasure	300.00	Hurricane Time
CRF	6/20/2009	30636	Relocation Costs	37201	Justin Treasure	300.00	Share Your Bottle
CRF	6/20/2009	30636	Relocation Costs	30632	Tawnja Elison	300.00	Beaucardi
CRF	6/20/2009	30636	Relocation Costs	30632	Tawnja Elison	300.00	Daring Lady In Red
CRF	6/20/2009	30636	Relocation Costs	30632	Tawnja Elison	300.00	Kafmain
CRF	6/20/2009	30636	Relocation Costs	30632	Tawnja Elison	300.00	Sounds Lucky
CRF	6/20/2009	30636	Relocation Costs	36831	Lou Ann Hiatt	300.00	Dr. Busch
CRF	6/23/2009	30636	Relocation Costs	36831	Lou Ann Hiatt	300.00	Southernreflection
CRF	6/23/2009	30636	Relocation Costs	37139	Don E. Roberson	300.00	Damara
CRF	6/23/2009	30636	Relocation Costs	37146	Keith Bennett	150.00	He Just Left
CRF	6/23/2009	30636	Relocation Costs	37148	Clarence G. Courtright	300.00	Youonlyliveonce
CRF	6/23/2009	30636	Relocation Costs	36831	Lou Ann Hiatt	300.00	C.C.'s Delight
CRF	6/23/2009	30636	Relocation Costs	37201	Justin Treasure	300.00	Cobramatic
CRF	6/23/2009	30636	Relocation Costs	30632	Tawnja Elison	300.00	Creekin Charlie
CRF	6/25/2009	30636	Relocation Costs	37139	Don E. Roberson	2,000.00	Per H. Haviland
CRF	6/25/2009	30636	Relocation Costs	37201	Justin Treasure	1,000.00	Per Tom Doutrich
CRF	6/25/2009	30636	Relocation Costs	37146	Keith Bennett	1,000.00	Per Tom Doutrich
CRF	6/26/2009	30636	Relocation Costs	29270	Rhonda B. Davis	300.00	Smokin Dixie
CRF	6/26/2009	30636	Relocation Costs	29270	Rhonda B. Davis	300.00	Chrometics
CRF	6/26/2009	30636	Relocation Costs	29270	Rhonda B. Davis	150.00	Chrometics
CRF	6/26/2009	30636	Relocation Costs	29270	Rhonda B. Davis	300.00	Irish Surfer Girl
CRF	6/28/2009	30636	Relocation Costs	37148	Clarence G. Courtright	150.00	Mark Trey
CRF	6/28/2009	30636	Relocation Costs	36831	Lou Ann Hiatt	300.00	Double Checker
CRF	6/28/2009	30636	Relocation Costs	37139	Don E. Roberson	300.00	Cash Lake
CRF	6/28/2009	30636	Relocation Costs	30632	Tawnja Elison	300.00	Maravillosa Marcos
CRF	6/28/2009	30636	Relocation Costs	37146	Keith Bennett	300.00	Joe's Cannon
CRF	7/1/2009	30636	Relocation Costs	37146	Keith Bennett	300.00	Awesome Graf
CRF	7/1/2009	30636	Relocation Costs	37146	Keith Bennett	150.00	Awesome Graf
CRF	7/1/2009	30636	Relocation Costs	37146	Keith Bennett	300.00	Sherri Said
CRF	7/1/2009	30636	Relocation Costs	37146	Keith Bennett	300.00	Seismic Thunder
CRF	7/1/2009	30636	Relocation Costs	37146	Keith Bennett	150.00	Sherri Said
CRF	7/1/2009	30636	Relocation Costs	37152	Edward R. Freeman	300.00	John GC
CRF	7/1/2009	30636	Relocation Costs	37206	W. R. Whitehouse	200.00	Baby Its Me
CRF	7/1/2009	30636	Relocation Costs	37206	W. R. Whitehouse	300.00	Academy Spy
CRF	7/1/2009	30636	Relocation Costs	37206	W. R. Whitehouse	300.00	Dollar Factor
CRF	7/1/2009	30636	Relocation Costs	37206	W. R. Whitehouse	300.00	Mad N Wild
CRF	7/1/2009	30636	Relocation Costs	37206	W. R. Whitehouse	300.00	Smooth Dollars
CRF	7/1/2009	30636	Relocation Costs	37206	W. R. Whitehouse	300.00	The Rocket
CRF	7/1/2009	30636	Relocation Costs	37206	W. R. Whitehouse	200.00	Omery Dollars
CRF	7/1/2009	30636	Relocation Costs	37206	W. R. Whitehouse	200.00	Tokalosh
CRF	7/1/2009	30636	Relocation Costs	37206	W. R. Whitehouse	200.00	Pena

Transaction Type Report
For Types: RE
From 06/01/2009 To 11/20/2009
Facilities: CARF_EB

Nov 20, 2009 03:55 PM

Page 2 of 7

Fac.	Date	From	Account Name	To	Account Name	Amount Memo
CRF	7/1/2009	30636	Relocation Costs	37208	W. R. Whitehouse	300.00 Pleasure Honor
CRF	7/1/2009	30636	Relocation Costs	37139	Don E. Roberson	300.00 Special High
CRF	7/1/2009	30636	Relocation Costs	37139	Don E. Roberson	150.00 Owyhee
CRF	7/1/2009	30636	Relocation Costs	37139	Don E. Roberson	300.00 Runaway Fay
CRF	7/1/2009	30636	Relocation Costs	37139	Don E. Roberson	300.00 Warfox
CRF	7/1/2009	30636	Relocation Costs	37201	Justin Treasure	300.00 Big Creek Cowboy
CRF	7/1/2009	30636	Relocation Costs	37201	Justin Treasure	150.00 Share Your Bottle
CRF	7/1/2009	30636	Relocation Costs	37201	Justin Treasure	300.00 Silk Creek
CRF	7/1/2009	30636	Relocation Costs	36831	Lou Ann Hiatt	150.00 C.C.'s Deelite
CRF	7/1/2009	30636	Relocation Costs	37148	Clarence G. Courtright	150.00 Youonlyliveonce
CRF	7/4/2009	30636	Relocation Costs	37139	Don E. Roberson	150.00 Double Zado
CRF	7/4/2009	30636	Relocation Costs	37367	Jeff Bonde	300.00 Norcal Invader
CRF	7/4/2009	30636	Relocation Costs	37204	Dennis Ward	300.00 Smokinjomoko
CRF	7/4/2009	30636	Relocation Costs	37204	Dennis Ward	300.00 D'Wildcham
CRF	7/4/2009	30636	Relocation Costs	37204	Dennis Ward	150.00 D'Wildcham
CRF	7/4/2009	30636	Relocation Costs	37204	Dennis Ward	300.00 Im Pure Country
CRF	7/4/2009	30636	Relocation Costs	37204	Dennis Ward	150.00 Im Pure Country
CRF	7/4/2009	30636	Relocation Costs	37176	Bret H. Layne	300.00 Be Perrys
CRF	7/6/2009	30636	Relocation Costs	37204	Dennis Ward	300.00 Johnny's Time
CRF	7/6/2009	30636	Relocation Costs	37152	Edward R. Freeman	150.00 John G C
CRF	7/6/2009	30636	Relocation Costs	37139	Don E. Roberson	150.00 Hungarian Slew
CRF	7/6/2009	30636	Relocation Costs	30632	Tawnja Elison	150.00 Kafmain
CRF	7/6/2009	30636	Relocation Costs	37201	Justin Treasure	300.00 Boule d'Or
CRF	7/6/2009	30636	Relocation Costs	37201	Justin Treasure	150.00 Boule d'Or
CRF	7/6/2009	30636	Relocation Costs	29520	Val Tohill	300.00 Starzafame
CRF	7/10/2009	30636	Relocation Costs	37244	James A. Barnes	200.00 For Contrast
CRF	7/10/2009	30636	Relocation Costs	37248	Francisco Chavez	150.00 Swiss Sonata
CRF	7/10/2009	30636	Relocation Costs	37248	Francisco Chavez	150.00 Hold The Peace
CRF	7/10/2009	30636	Relocation Costs	37248	Francisco Chavez	300.00 Swiss Sonata
CRF	7/10/2009	30636	Relocation Costs	37248	Francisco Chavez	300.00 Hold The Peace
CRF	7/10/2009	30636	Relocation Costs	37249	Fred Costa	300.00 O'Fiver
CRF	7/10/2009	30636	Relocation Costs	37419	R. L. Martin	150.00 My Call
CRF	7/10/2009	30636	Relocation Costs	37419	R. L. Martin	150.00 Jamaicanmelate
CRF	7/10/2009	30636	Relocation Costs	37419	R. L. Martin	300.00 My Call
CRF	7/10/2009	30636	Relocation Costs	37419	R. L. Martin	300.00 Jamaicanmelate
CRF	7/10/2009	30636	Relocation Costs	37549	Patrick Gleason	300.00 Vulnerable
CRF	7/10/2009	30636	Relocation Costs	37146	Keith Bennett	300.00 Hello Bolly
CRF	7/10/2009	30636	Relocation Costs	37146	Keith Bennett	300.00 Stockton Pass
CRF	7/10/2009	30636	Relocation Costs	37146	Keith Bennett	300.00 Good Times Tweenus
CRF	7/10/2009	30636	Relocation Costs	37146	Keith Bennett	150.00 Good Times Tweenus
CRF	7/10/2009	30636	Relocation Costs	37146	Keith Bennett	300.00 Benchmark's Bounty
CRF	7/10/2009	30636	Relocation Costs	37146	Keith Bennett	300.00 Kokalo
CRF	7/10/2009	30636	Relocation Costs	37146	Keith Bennett	150.00 Kokalo
CRF	7/10/2009	30636	Relocation Costs	37146	Keith Bennett	300.00 Elbe
CRF	7/10/2009	30636	Relocation Costs	37146	Keith Bennett	150.00 Elbe
CRF	7/10/2009	30636	Relocation Costs	37146	Keith Bennett	300.00 Lonely and Free
CRF	7/10/2009	30636	Relocation Costs	37146	Keith Bennett	150.00 Lonely and Free
CRF	7/10/2009	30636	Relocation Costs	37146	Keith Bennett	300.00 Reel Danger
CRF	7/10/2009	30636	Relocation Costs	37146	Keith Bennett	150.00 Reel Danger
CRF	7/17/2009	30636	Relocation Costs	37146	Keith Bennett	150.00 Stockton Pass
CRF	7/17/2009	30636	Relocation Costs	37146	Keith Bennett	300.00 Right to Shine
CRF	7/17/2009	30636	Relocation Costs	37146	Keith Bennett	300.00 Who's Legacy
CRF	7/17/2009	30636	Relocation Costs	37419	R. L. Martin	300.00 Considerate Swiss
CRF	7/17/2009	30636	Relocation Costs	30632	Tawnja Elison	150.00 Beaucardi
CRF	7/17/2009	30636	Relocation Costs	30632	Tawnja Elison	150.00 Creekin Charlie
CRF	7/17/2009	30636	Relocation Costs	37201	Justin Treasure	300.00 Hammett Star
CRF	7/17/2009	30636	Relocation Costs	29520	Val Tohill	300.00 Special Addition
CRF	7/17/2009	30636	Relocation Costs	36831	Lou Ann Hiatt	150.00 Double Checker
CRF	7/17/2009	30636	Relocation Costs	37249	Fred Costa	150.00 O'Fiver
CRF	7/17/2009	30636	Relocation Costs	37419	R. L. Martin	150.00 Considerate Swiss
CRF	7/17/2009	30636	Relocation Costs	36483	Stephen Wickman	300.00 Icing
CRF	7/18/2009	30636	Relocation Costs	37244	James A. Barnes	200.00 Razor Cut

Transaction Type Report
For Types: RE
From 06/01/2009 To 11/20/2009
Facilities: CARF_EB

Nov 20, 2009 03:55 PM

Page 3 of 7

Fac.	Date	From	Account Name	To	Account Name	Amount	Memo
CRF	7/18/2009	30636	Relocation Costs	36666	Renee E. Glass	300.00	Scuddydos
CRF	7/18/2009	30636	Relocation Costs	36666	Renee E. Glass	150.00	Scuddydos
CRF	7/18/2009	30636	Relocation Costs	36666	Renee E. Glass	300.00	Madrigals Magic
CRF	7/18/2009	30636	Relocation Costs	36666	Renee E. Glass	150.00	Madrigals Magic
CRF	7/18/2009	30636	Relocation Costs	37161	Jimmie E. Hill	300.00	Harbor Flight
CRF	7/18/2009	30636	Relocation Costs	37161	Jimmie E. Hill	300.00	Dante's Gulch
CRF	7/18/2009	30636	Relocation Costs	37161	Jimmie E. Hill	300.00	Arch Echo
CRF	7/18/2009	30636	Relocation Costs	27921	Kathy Tohill	300.00	Mikay As Lady
CRF	7/18/2009	30636	Relocation Costs	37139	Don E. Roberson	150.00	Watermelon Summer
CRF	7/18/2009	30636	Relocation Costs	37139	Don E. Roberson	150.00	Ranaway Fay
CRF	7/18/2009	30636	Relocation Costs	37139	Don E. Roberson	150.00	J.R. Ruler
CRF	7/18/2009	30636	Relocation Costs	37159	Clifford Delima	300.00	Driving Cat
CRF	7/18/2009	30636	Relocation Costs	37159	Clifford Delima	150.00	Driving Cat
CRF	7/22/2009	30636	Relocation Costs	37146	Keith Bennett	300.00	Pittsburgh
CRF	7/22/2009	30636	Relocation Costs	37146	Keith Bennett	150.00	Seismic Thunder
CRF	7/22/2009	30636	Relocation Costs	37367	Jeff Bonde	300.00	Sierra Silver Cat
CRF	7/22/2009	30636	Relocation Costs	37248	Francisco Chavez	300.00	Mr. Tab
CRF	7/22/2009	30636	Relocation Costs	37248	Francisco Chavez	150.00	Mr. Tab
CRF	7/22/2009	30636	Relocation Costs	36831	Lou Ann Hiatt	150.00	Southernreflection
CRF	7/22/2009	30636	Relocation Costs	37176	Bret H. Layne	300.00	Swiss Charmer
CRF	7/22/2009	30636	Relocation Costs	37201	Justin Treasure	150.00	Silk Creek
CRF	7/22/2009	30636	Relocation Costs	36483	Stephen Wickman	150.00	Icing
CRF	7/28/2009	30636	Relocation Costs	29270	Rhonda B. Davis	150.00	Irish Surfer Girl
CRF	7/28/2009	30636	Relocation Costs	37549	Patrick Gleason	300.00	Tango One
CRF	7/28/2009	30636	Relocation Costs	37141	James P. Haverly	300.00	Always a Player
CRF	7/28/2009	30636	Relocation Costs	37141	James P. Haverly	300.00	Face of Fortune
CRF	7/28/2009	30636	Relocation Costs	37141	James P. Haverly	300.00	Red Seattle
CRF	7/28/2009	30636	Relocation Costs	37141	James P. Haverly	300.00	T.J.'s Express
CRF	7/28/2009	30636	Relocation Costs	37161	Jimmie E. Hill	150.00	Arch Echo
CRF	7/28/2009	30636	Relocation Costs	37161	Jimmie E. Hill	150.00	Dantes Gulch
CRF	7/28/2009	30636	Relocation Costs	37161	Jimmie E. Hill	150.00	Harbor Flight
CRF	7/28/2009	30636	Relocation Costs	37161	Jimmie E. Hill	300.00	Scary Movies Last
CRF	7/28/2009	30636	Relocation Costs	37178	Mike Lenzini	300.00	Blitter Bill
CRF	7/28/2009	30636	Relocation Costs	37178	Mike Lenzini	150.00	Blitter Bill
CRF	7/28/2009	30636	Relocation Costs	37178	Mike Lenzini	300.00	Forbidden Bliss
CRF	7/28/2009	30636	Relocation Costs	37139	Don E. Roberson	150.00	Damara
CRF	7/28/2009	30636	Relocation Costs	37139	Don E. Roberson	300.00	Indian Mary
CRF	7/28/2009	30636	Relocation Costs	37139	Don E. Roberson	300.00	Rabatash
CRF	7/28/2009	30636	Relocation Costs	37139	Don E. Roberson	300.00	Reeds Crk. Willie
CRF	7/28/2009	30636	Relocation Costs	37139	Don E. Roberson	300.00	Royal Divorce Case
CRF	7/28/2009	30636	Relocation Costs	37139	Don E. Roberson	150.00	Sharp Girl
CRF	7/28/2009	30636	Relocation Costs	37139	Don E. Roberson	150.00	Warfox
CRF	7/28/2009	30636	Relocation Costs	37204	Dennis Ward	150.00	Smokinjomoko
CRF	7/28/2009	30636	Relocation Costs	37206	W. R. Whitehouse	150.00	Smooth Dollars
CRF	7/30/2009	30636	Relocation Costs	37437	Eddie L Rich	300.00	Our Bonanza
CRF	7/30/2009	30636	Relocation Costs	37437	Eddie L Rich	150.00	Our Bonanza
CRF	7/30/2009	30636	Relocation Costs	37437	Eddie L Rich	300.00	Edit This
CRF	8/2/2009	30636	Relocation Costs	37143	Rene Amescua	300.00	Flag Waiver
CRF	8/2/2009	30636	Relocation Costs	37143	Rene Amescua	300.00	Meetingwithdestiny
CRF	8/2/2009	30636	Relocation Costs	37143	Rene Amescua	150.00	Meetingwithdestiny
CRF	8/2/2009	30636	Relocation Costs	37249	Fred Costa	300.00	Watch Me Go Bye Bye
CRF	8/2/2009	30636	Relocation Costs	37249	Fred Costa	150.00	Watch Me Go Bye Bye
CRF	8/2/2009	30636	Relocation Costs	37146	Keith Bennett	150.00	Hello Bolly
CRF	8/2/2009	30636	Relocation Costs	37146	Keith Bennett	300.00	Robbery's Den
CRF	8/2/2009	30636	Relocation Costs	34702	Jason Homer	300.00	Power Star
CRF	8/2/2009	30636	Relocation Costs	34702	Jason Homer	300.00	Afternoon Shadows
CRF	8/2/2009	30636	Relocation Costs	34702	Jason Homer	300.00	Lucky To Be a Riot
CRF	8/2/2009	30636	Relocation Costs	34702	Jason Homer	300.00	Skil A Ree
CRF	8/2/2009	30636	Relocation Costs	37139	Don E. Roberson	300.00	Echoteria
CRF	8/2/2009	30636	Relocation Costs	30632	Tawnja Eilson	150.00	Maravillosa Marcos
CRF	8/2/2009	30636	Relocation Costs	37206	W. R. Whitehouse	150.00	Academy Spy
CRF	8/2/2009	30636	Relocation Costs	29270	Rhonda B. Davis	150.00	Smokin Dixie

Transaction Type Report
For Types: RE
From 06/01/2009 To 11/20/2009
Facilities: CARF_EB

Nov 20, 2009 03:55 PM

Page 4 of 7

Fac.	Date	From	Account Name	To	Account Name	Amount	Memo
CRF	8/2/2009	30636	Relocation Costs	29409	John G Piches	300.00	RCF Libella
CRF	8/2/2009	30636	Relocation Costs	29409	John G Piches	300.00	Tio Willson
CRF	8/2/2009	30636	Relocation Costs	29409	John G Piches	300.00	Mid Night Crooz
CRF	8/6/2009	30636	Relocation Costs	34702	Jason Homer	300.00	Runaway Crook
CRF	8/6/2009	30636	Relocation Costs	34702	Jason Homer	300.00	Rockin Roman
CRF	8/6/2009	30636	Relocation Costs	36831	Lou Ann Hiatt	150.00	Dr. Busch
CRF	8/6/2009	30636	Relocation Costs	37139	Don E. Roberson	300.00	Chase Neil
CRF	8/6/2009	30636	Relocation Costs	34702	Jason Homer	300.00	Our Good Buy
CRF	8/7/2009	30636	Relocation Costs	37186	Steve Miyadi	300.00	Laredo
CRF	8/7/2009	30636	Relocation Costs	37186	Steve Miyadi	150.00	Laredo
CRF	8/7/2009	30636	Relocation Costs	37186	Steve Miyadi	300.00	Magic Texan
CRF	8/7/2009	30636	Relocation Costs	37186	Steve Miyadi	300.00	Benjamin Z
CRF	8/7/2009	30636	Relocation Costs	37186	Steve Miyadi	150.00	Benjamin Z
CRF	8/7/2009	30636	Relocation Costs	37186	Steve Miyadi	300.00	Wild Buddy
CRF	8/7/2009	30636	Relocation Costs	37139	Don E. Roberson	300.00	Slewslastfling
CRF	8/8/2009	30636	Relocation Costs	36666	Rense E. Glass	300.00	BCP Scooter
CRF	8/12/2009	30636	Relocation Costs	37262	Peggle Hanford	300.00	Spiderella
CRF	8/12/2009	30636	Relocation Costs	37262	Peggle Hanford	300.00	He Hopes To Win
CRF	8/15/2009	30636	Relocation Costs	34702	Jason Homer	150.00	Power Star
CRF	8/15/2009	30636	Relocation Costs	34702	Jason Homer	300.00	Skiing Chumaree
CRF	8/15/2009	30636	Relocation Costs	27921	Kathy Tohill	300.00	Timothy Wood
CRF	8/15/2009	30636	Relocation Costs	27921	Kathy Tohill	150.00	Mikay As Lady
CRF	8/15/2009	30636	Relocation Costs	29520	Val Tohill	300.00	Anybodys Guess
CRF	8/15/2009	30636	Relocation Costs	29520	Val Tohill	150.00	Starzafame
CRF	8/15/2009	30636	Relocation Costs	37186	Steve Miyadi	150.00	Magic Texan
CRF	8/15/2009	30636	Relocation Costs	37549	Patrick Gleason	150.00	Vulnerable
CRF	8/15/2009	30636	Relocation Costs	37549	Patrick Gleason	150.00	Tango One
CRF	8/15/2009	30636	Relocation Costs	36831	Lou Ann Hiatt	300.00	Oh Me Oh My
CRF	8/15/2009	30636	Relocation Costs	37146	Keith Bennett	150.00	Pittsburgh
CRF	8/15/2009	30636	Relocation Costs	37139	Don E. Roberson	150.00	Rabatash
CRF	8/15/2009	30636	Relocation Costs	37139	Don E. Roberson	150.00	Royal Divorce Case
CRF	8/15/2009	30636	Relocation Costs	37817	C. Les Hogg	300.00	Gorilla Mountain
CRF	8/15/2009	30636	Relocation Costs	37817	C. Les Hogg	150.00	Gorilla Mountain
CRF	8/15/2009	30636	Relocation Costs	36833	Ray Firchau or Jan Osborn	300.00	Got An Itch
CRF	8/15/2009	30636	Relocation Costs	36833	Ray Firchau or Jan Osborn	150.00	Got An Itch
CRF	8/15/2009	30636	Relocation Costs	34296	Stuart Tsujimoto	300.00	Humorous Guy
CRF	8/15/2009	30636	Relocation Costs	34296	Stuart Tsujimoto	150.00	Humorous Guy
CRF	8/15/2009	30636	Relocation Costs	29954	Molly J. Pearson	300.00	Miss High Society
CRF	8/15/2009	30636	Relocation Costs	29954	Molly J. Pearson	150.00	Miss High Society
CRF	8/15/2009	30636	Relocation Costs	37280	Hal E Snowden Jr	300.00	No Seconds Please
CRF	8/15/2009	30636	Relocation Costs	37280	Hal E Snowden Jr	150.00	No Seconds Please
CRF	8/15/2009	30636	Relocation Costs	37853	Curtis C Jones	300.00	Rockin Zola
CRF	8/15/2009	30636	Relocation Costs	37853	Curtis C Jones	150.00	Rockin Zola
CRF	8/15/2009	30636	Relocation Costs	37433	David & Mary Ann Sawyer	300.00	Simply Dazzling
CRF	8/15/2009	30636	Relocation Costs	37433	David & Mary Ann Sawyer	150.00	Simply Dazzling
CRF	8/21/2009	30636	Relocation Costs	34702	Jason Homer	150.00	Lucky To Be A Riot
CRF	8/21/2009	30636	Relocation Costs	37367	Jeff Bonde	150.00	Norcal Invader
CRF	8/21/2009	30636	Relocation Costs	37367	Jeff Bonde	150.00	Sierra Silver Cat
CRF	8/21/2009	30636	Relocation Costs	37141	James P. Haverly	150.00	Always A Player
CRF	8/21/2009	30636	Relocation Costs	37141	James P. Haverly	150.00	Face of Fortune
CRF	8/21/2009	30636	Relocation Costs	37141	James P. Haverly	150.00	Red Seattle
CRF	8/21/2009	30636	Relocation Costs	37141	James P. Haverly	150.00	T.J.'s Express
CRF	8/21/2009	30636	Relocation Costs	36831	Lou Ann Hiatt	150.00	Helmsman Hank
CRF	8/21/2009	30636	Relocation Costs	36831	Lou Ann Hiatt	150.00	Early Term
CRF	8/21/2009	30636	Relocation Costs	37161	Jimmie E. Hill	150.00	I Am The Power
CRF	8/21/2009	30636	Relocation Costs	37161	Jimmie E. Hill	150.00	Scary Movies Last
CRF	8/21/2009	30636	Relocation Costs	34702	Jason Homer	150.00	Afternoon Shadows
CRF	8/21/2009	30636	Relocation Costs	34702	Jason Homer	150.00	Rockin Roman
CRF	8/21/2009	30636	Relocation Costs	34702	Jason Homer	150.00	Runaway Crook
CRF	8/21/2009	30636	Relocation Costs	34702	Jason Homer	150.00	Skil A Ree
CRF	8/21/2009	30636	Relocation Costs	30601	Bennie D. Lafever	150.00	Da Nicky
CRF	8/21/2009	30636	Relocation Costs	30601	Bennie D. Lafever	150.00	Jessica's Blues

Transaction Type Report
For Types: RE
From 06/01/2009 To 11/20/2009
Facilities: CARF EB

Nov 20, 2009 03:55 PM
Page 5 of 7

Fac.	Date	From	Account Name	To	Account Name	Amount	Memo
CRF	8/21/2009	30636	Relocation Costs	30601	Bennie D. Lafever	150.00	Kissin The Cobra
CRF	8/21/2009	30636	Relocation Costs	30601	Bennie D. Lafever	150.00	Legion Heiress
CRF	8/21/2009	30636	Relocation Costs	30601	Bennie D. Lafever	150.00	See Ya Wager
CRF	8/21/2009	30636	Relocation Costs	37178	Mike Lenzini	150.00	Forbidden Bliss
CRF	8/21/2009	30636	Relocation Costs	36689	Warren L. Brown	150.00	Tian Shan
CRF	8/21/2009	30636	Relocation Costs	37139	Don E. Roberson	150.00	Of Carnegie
CRF	8/21/2009	30636	Relocation Costs	37139	Don E. Roberson	150.00	Chase Nell
CRF	8/21/2009	30636	Relocation Costs	37139	Don E. Roberson	150.00	Echoteria
CRF	8/21/2009	30636	Relocation Costs	37139	Don E. Roberson	150.00	Indian Mary
CRF	8/21/2009	30636	Relocation Costs	37139	Don E. Roberson	150.00	Reeds Crk. Willie
CRF	8/21/2009	30636	Relocation Costs	37201	Justin Treasure	300.00	Red Limo
CRF	8/21/2009	30636	Relocation Costs	37201	Justin Treasure	150.00	Red Limo
CRF	8/21/2009	30636	Relocation Costs	37206	W. R. Whitehouse	150.00	The Rocket
CRF	8/21/2009	30636	Relocation Costs	37204	Dennis Ward	150.00	Best Game Plan
CRF	8/21/2009	30636	Relocation Costs	37204	Dennis Ward	150.00	Golden Delight
CRF	8/21/2009	30636	Relocation Costs	37204	Dennis Ward	150.00	Trieste'd N True
CRF	8/21/2009	30636	Relocation Costs	37139	Don E. Roberson	300.00	Of Carnegie
CRF	8/26/2009	30636	Relocation Costs	34702	Jason Homer	150.00	Wild Weave
CRF	8/26/2009	30636	Relocation Costs	30601	Bennie D. Lafever	150.00	Templino Ways
CRF	8/26/2009	30636	Relocation Costs	32974	Emilio Guerrero	150.00	Onza de Oro
CRF	8/26/2009	30636	Relocation Costs	32974	Emilio Guerrero	150.00	Cousin Eddy
CRF	8/26/2009	30636	Relocation Costs	37437	Eddie L Rich	150.00	Edit This
CRF	8/26/2009	30636	Relocation Costs	37204	Dennis Ward	150.00	Do No Evil
CRF	8/29/2009	30636	Relocation Costs	34702	Jason Homer	150.00	Pleasantly
CRF	8/29/2009	30636	Relocation Costs	34702	Jason Homer	150.00	Chocolate Starr
CRF	8/29/2009	30636	Relocation Costs	34702	Jason Homer	150.00	Miss Slewledo
CRF	8/29/2009	30636	Relocation Costs	34702	Jason Homer	150.00	Black Magic
CRF	8/31/2009	30636	Relocation Costs	37825	Jaqueline Smith	150.00	Coll Red
CRF	8/31/2009	30636	Relocation Costs	37825	Jaqueline Smith	150.00	Derby Day Hope
CRF	8/31/2009	30636	Relocation Costs	37825	Jaqueline Smith	150.00	Running Charlie
CRF	8/31/2009	30636	Relocation Costs	37850	Edward J Kereluk	300.00	Lips Like Sugar
CRF	8/31/2009	30636	Relocation Costs	37850	Edward J Kereluk	300.00	Tizahighbrite
CRF	8/31/2009	30636	Relocation Costs	32968	Kelly Bainum	300.00	Classic Trouble
CRF	8/31/2009	30636	Relocation Costs	32968	Kelly Bainum	300.00	Hoping For Gold
CRF	8/31/2009	30636	Relocation Costs	32968	Kelly Bainum	300.00	Patriate
CRF	8/31/2009	30636	Relocation Costs	32968	Kelly Bainum	300.00	Sempai
CRF	8/31/2009	30636	Relocation Costs	32968	Kelly Bainum	300.00	Summer Stepper
CRF	8/31/2009	30636	Relocation Costs	32968	Kelly Bainum	300.00	T J's Dixie
CRF	8/31/2009	30636	Relocation Costs	32968	Kelly Bainum	300.00	Two Too Many
CRF	8/31/2009	30636	Relocation Costs	37147	Candice Coffee	300.00	Zell Lady In Red
CRF	8/31/2009	30636	Relocation Costs	37262	Peggie Hanford	300.00	Varsity Chick
CRF	8/31/2009	30636	Relocation Costs	36831	Lou Ann Hiatt	300.00	Helmman Hank
CRF	8/31/2009	30636	Relocation Costs	37176	Bret H. Layne	150.00	Swiss Chamer
CRF	8/31/2009	30636	Relocation Costs	37177	Sergio Ledezma	150.00	At The Bada Bing
CRF	8/31/2009	30636	Relocation Costs	37177	Sergio Ledezma	150.00	Clever Steele
CRF	8/31/2009	30636	Relocation Costs	37186	Steve Miyadi	150.00	Wild Buddy
CRF	9/2/2009	30636	Relocation Costs	32968	Kelly Bainum	300.00	Jet Strip Billy
CRF	9/2/2009	30636	Relocation Costs	32968	Kelly Bainum	300.00	Mascota Spa
CRF	9/5/2009	30636	Relocation Costs	37146	Keith Bennett	150.00	Joe's Cannon
CRF	9/5/2009	30636	Relocation Costs	37146	Keith Bennett	300.00	Skatleband
CRF	9/5/2009	30636	Relocation Costs	37146	Keith Bennett	150.00	Skatleband
CRF	9/5/2009	30636	Relocation Costs	37146	Keith Bennett	300.00	Valimore
CRF	9/5/2009	30636	Relocation Costs	37146	Keith Bennett	150.00	Valmore
CRF	9/5/2009	30636	Relocation Costs	37146	Keith Bennett	300.00	Topper Tracy
CRF	9/5/2009	30636	Relocation Costs	37146	Keith Bennett	300.00	Cajun Wnds
CRF	9/5/2009	30636	Relocation Costs	37146	Keith Bennett	150.00	Robbery's Den
CRF	9/5/2009	30636	Relocation Costs	35857	Laura A. Franklin	300.00	Is It Tuesday Yet
CRF	9/5/2009	30636	Relocation Costs	30601	Bennie D. Lafever	300.00	Fear The Storm
CRF	9/5/2009	30636	Relocation Costs	30601	Bennie D. Lafever	300.00	Templino Ways
CRF	9/5/2009	30636	Relocation Costs	32968	Kelly Bainum	300.00	Hyper Speed Howard
CRF	9/5/2009	30636	Relocation Costs	32968	Kelly Bainum	300.00	Loma Dare
CRF	9/5/2009	30636	Relocation Costs	32968	Kelly Bainum	300.00	Warren's Candy

Transaction Type Report
For Types: RE
From 06/01/2009 To 11/20/2009
Facilities: CARF_EB

Nov 20, 2009 03:55 PM

Page 6 of 7

Fac.	Date	From	Account Name	To	Account Name	Amount	Memo
CRF	9/5/2009	30636	Relocation Costs	32988	Kelly Balnum	300.00	Cold Prince
CRF	9/5/2009	30636	Relocation Costs	37206	W. R. Whitehouse	200.00	Missing Dream
CRF	9/5/2009	30636	Relocation Costs	37206	W. R. Whitehouse	200.00	Im A Lady
CRF	9/5/2009	30636	Relocation Costs	32974	Emilio Guerrero	300.00	Onza de Oro
CRF	9/6/2009	30636	Relocation Costs	37875	Edward J Kereluk	150.00	Summer Stepper
CRF	9/7/2009	30636	Relocation Costs	37875	Edward J Kereluk	300.00	Bass River
CRF	9/7/2009	30636	Relocation Costs	30601	Bennie D. Lafever	300.00	Kissin The Cobra
CRF	9/7/2009	30636	Relocation Costs	35857	Laura A. Franklin	150.00	Is It Tuesday Yet
CRF	9/7/2009	30636	Relocation Costs	37875	Edward J Kereluk	500.00	Per Tom Doutrich
CRF	9/7/2009	30636	Relocation Costs	37875	Edward J Kereluk	300.00	Spellbinding
CRF	9/7/2009	30636	Relocation Costs	37875	Edward J Kereluk	300.00	Warren's Honey
CRF	9/7/2009	30636	Relocation Costs	37147	Candice Coffee	300.00	Big Bad Zell
CRF	9/7/2009	30636	Relocation Costs	37875	Edward J Kereluk	300.00	Marquee Player
CRF	9/7/2009	30636	Relocation Costs	30601	Bennie D. Lafever	300.00	Jessica's Blues
CRF	9/7/2009	30636	Relocation Costs	30601	Bennie D. Lafever	300.00	See Ya Wager
CRF	9/7/2009	30636	Relocation Costs	37875	Edward J Kereluk	150.00	Tizahighbrite
CRF	9/7/2009	30636	Relocation Costs	36831	Lou Ann Hlatt	300.00	Early Term
CRF	9/7/2009	30636	Relocation Costs	30601	Bennie D. Lafever	300.00	Da Nicky
CRF	9/7/2009	30636	Relocation Costs	37875	Edward J Kereluk	150.00	Hoping For Gold
CRF	10/7/2009	30636	Relocation Costs	37148	Clarence G. Courtright	300.00	Vermont's Suzie Q
CRF	10/7/2009	30636	Relocation Costs	37148	Clarence G. Courtright	150.00	Vermont's Suzie Q
CRF	10/7/2009	30636	Relocation Costs	37148	Clarence G. Courtright	300.00	Corrie Song
CRF	10/8/2009	30636	Relocation Costs	36666	Renee E. Glass	150.00	BCP Scooter
CRF	10/8/2009	30636	Relocation Costs	37549	Patrick Gleason	300.00	Adance for Adele
CRF	10/8/2009	30636	Relocation Costs	36831	Lou Ann Hlatt	150.00	Oh Me Oh My
CRF	10/8/2009	30636	Relocation Costs	34702	Jason Homer	150.00	Our Good Buy
CRF	10/8/2009	30636	Relocation Costs	34702	Jason Homer	300.00	Skii N Clear
CRF	10/8/2009	30636	Relocation Costs	34702	Jason Homer	150.00	Skiling Chumaree
CRF	10/8/2009	30636	Relocation Costs	29409	John G Pichas	150.00	Tio Willson
CRF	10/8/2009	30636	Relocation Costs	37139	Don E. Roberson	150.00	Special High
CRF	10/8/2009	30636	Relocation Costs	37201	Justin Treasure	150.00	Hammett Star
CRF	10/8/2009	30636	Relocation Costs	30632	Tawnja Elison	300.00	Daring Beaunite
CRF	10/8/2009	30636	Relocation Costs	30632	Tawnja Elison	150.00	Daring Beaunite
CRF	10/8/2009	30636	Relocation Costs	30632	Tawnja Elison	300.00	T N T Topper
CRF	10/8/2009	30636	Relocation Costs	37204	Dennis Ward	300.00	Rockinfest
CRF	10/8/2009	30636	Relocation Costs	37206	W. R. Whitehouse	300.00	Call Me Taylor
CRF	10/8/2009	30636	Relocation Costs	37206	W. R. Whitehouse	150.00	Call Me Taylor
CRF	10/9/2009	30636	Relocation Costs	37147	Candice Coffee	300.00	Zell Of Hearts
CRF	10/9/2009	30636	Relocation Costs	37147	Candice Coffee	150.00	Big Bad Zell
CRF	10/9/2009	30636	Relocation Costs	37147	Candice Coffee	300.00	Boh Zell
CRF	10/9/2009	30636	Relocation Costs	37201	Justin Treasure	150.00	Cobramatic
CRF	10/10/2009	30636	Relocation Costs	37489	Mark Rheinford	300.00	Switzerland
CRF	10/10/2009	30636	Relocation Costs	37489	Mark Rheinford	150.00	Switzerland
CRF	10/10/2009	30636	Relocation Costs	37178	Mike Lenzini	300.00	Buffalo Flyer
CRF	10/10/2009	30636	Relocation Costs	37178	Mike Lenzini	300.00	Kash's Komet
CRF	10/10/2009	30636	Relocation Costs	37178	Mike Lenzini	300.00	Shinelikadiamond
CRF	10/10/2009	30636	Relocation Costs	37180	Andy Mathis	300.00	Call Randi
CRF	10/10/2009	30636	Relocation Costs	37180	Andy Mathis	150.00	Call Randi
CRF	10/11/2009	30636	Relocation Costs	36534	Lawnman II, Inc. or Brian Pitnick	300.00	Aeblus
CRF	10/11/2009	30636	Relocation Costs	36534	Lawnman II, Inc. or Brian Pitnick	150.00	Aeblus
CRF	10/11/2009	30636	Relocation Costs	36475	Lawnman II, Inc.	300.00	Goinwest
CRF	10/11/2009	30636	Relocation Costs	36475	Lawnman II, Inc.	150.00	Goinwest
CRF	10/11/2009	30636	Relocation Costs	37282	Peggle Hanford	300.00	Claim Jumpn
CRF	10/11/2009	30636	Relocation Costs	37178	Mike Lenzini	300.00	Nurse Suzie
CRF	10/12/2009	30636	Relocation Costs	37812	Allen Aldrich & Patricia Tagliaferri	300.00	Drivin Miss Barbara
CRF	10/12/2009	30636	Relocation Costs	37812	Allen Aldrich & Patricia Tagliaferri	150.00	Drivin Miss Barbara
CRF	10/17/2009	30636	Relocation Costs	37148	Clarence G. Courtright	150.00	Corrie Song
CRF	10/17/2009	30636	Relocation Costs	37139	Don E. Roberson	300.00	High Leaf
CRF	10/17/2009	30636	Relocation Costs	32287	Robert W. Tobler	300.00	Thundering Suances
CRF	10/17/2009	30636	Relocation Costs	37147	Candice Coffee	150.00	Zell Of Hearts
CRF	10/17/2009	30636	Relocation Costs	37147	Candice Coffee	150.00	Boh Zell
CRF	10/17/2009	30636	Relocation Costs	37147	Candice Coffee	150.00	Zell Lady N Red

Transaction Type Report
For Types: RE
From 06/01/2009 To 11/20/2009
Facilities: CARF_EB

Nov 20, 2009 03:55 PM
Page 7 of 7

<u>Fac.</u>	<u>Date</u>	<u>From</u>	<u>Account Name</u>	<u>To</u>	<u>Account Name</u>	<u>Amount</u>	<u>Memo</u>
CRF	10/17/2009	30836	Relocation Costs	37148	Clarence G. Courtright	300.00	Seattle Brash Lisa
CRF	10/17/2009	30836	Relocation Costs	37148	Clarence G. Courtright	150.00	Seattle Brash Lisa
CRF	10/17/2009	30836	Relocation Costs	32287	Robert W. Tobler	300.00	Lido Deck
CRF	10/17/2009	30836	Relocation Costs	30601	Bennie D. Lafever	150.00	Fear The Storm
CRF	10/17/2009	30836	Relocation Costs	37178	Mike Lenzini	150.00	Buffalo Flyer
CRF	10/17/2009	30836	Relocation Costs	36483	Stephen Wickman	300.00	Apollino
CRF	10/17/2009	30836	Relocation Costs	36483	Stephen Wickman	150.00	Apollino
CRF	10/17/2009	30836	Relocation Costs	37178	Mike Lenzini	150.00	Kash's Komet
CRF	10/17/2009	30836	Relocation Costs	37178	Mike Lenzini	150.00	Shinellkadiamond
						<u>91,150.00</u>	
Grand Total						91,150.00	

2007 THOROUGHBRED RECRUITMENT

Results of CARF Program to Increase Field Size

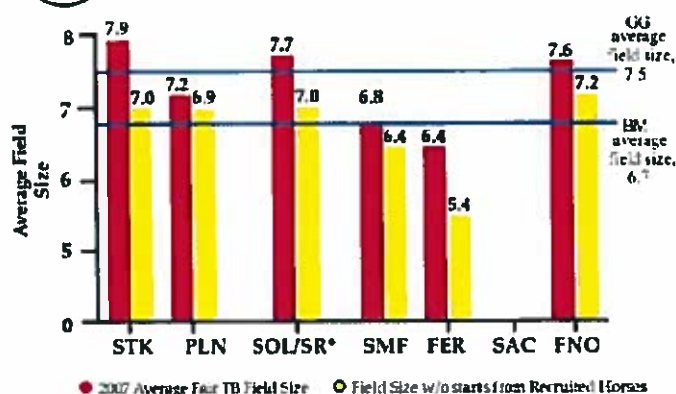
The Fair Out-of-State Recruitment Program, administered by the California Authority of Racing Fairs, pays \$300 to every horse that travels 600 or more miles to start on the Northern California Fair Circuit. A runner making its first start at Ferndale receives \$150, with another \$150 available if the horse starts again at Fresno.

- **2007 Total Recruitment Costs - \$59,585**
2007 TB Relocation Fees Paid - \$43,200
Number of Horses Paid - 154 (-15%)
Number of Starts - 409 (-9%)
- **Number of Starts by Recruited Horses, by Fair:**
Stockton - 62
Pleasanton - 28
Vallejo - 33
Santa Rosa - 118
San Mateo - 24
Ferndale - 97
Sacramento - Harness Meet Conducted (2005-2007)
Fresno - 47
- **Number of Starts by State Recruited From:**
Arizona - 195 (+43%)
Oregon - 130 (+12%)
Idaho - 48 (+8%)
Utah - 16 (+75%)
Washington - 9 (+50%)
New Mexico - 7 (+77%)
Other - 4
- **Leading Trainers of Recruited Horses (by starts):**
Haverty, K. - 46
Espinoza, L. - 34
Brinkerhoff, D. - 30
Bennett, K. - 31
Bainum, T. - 27
Whitehouse, W.R. - 25
Delima, C. - 23
Costa, E. - 19
Treasure, J. - 19
Morgan, D. - 16

* In 2007, the Solano County Fair and the Sonoma County Fair ran a combined Solano Sonoma Wine Country Race Meet with 18 days run at Santa Rosa and 5 days run at Vallejo.

1

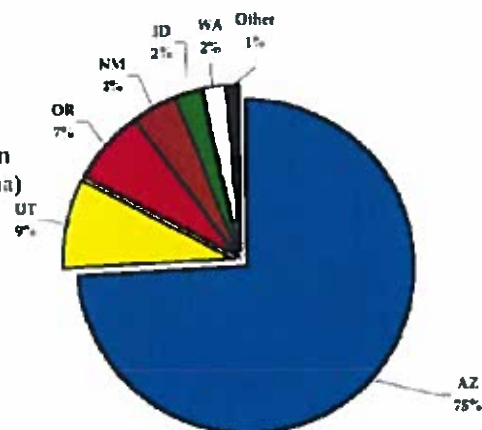
2007 Average Fair Field Size w/o Recruited Horses



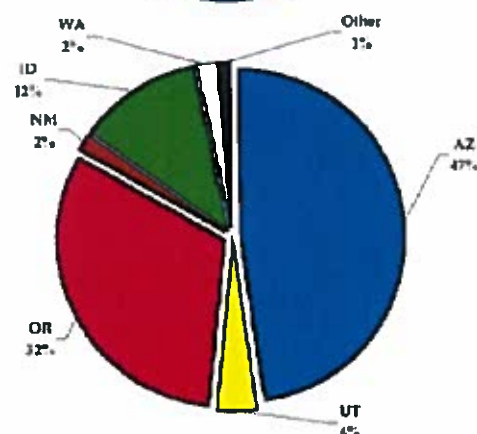
2

Where did out-of-state horses come from in 2007? How has the program expanded since 2004?

In 2004, CARF recruitment efforts were 75% reliant on one region (Arizona) for its horse supply.



In 2007, the number of starts by out-of-state horses has diversified significantly due to expanded recruitment efforts.



1. Statistics from CHRIMS Runners Report & CARF Out-of-State Starts.
2. Statistics from CARF Paymaster Reports & CFSR Relocation Costs.

2006 THOROUGHBRED RECRUITMENT

Results of CARF Program to Increase Field Size

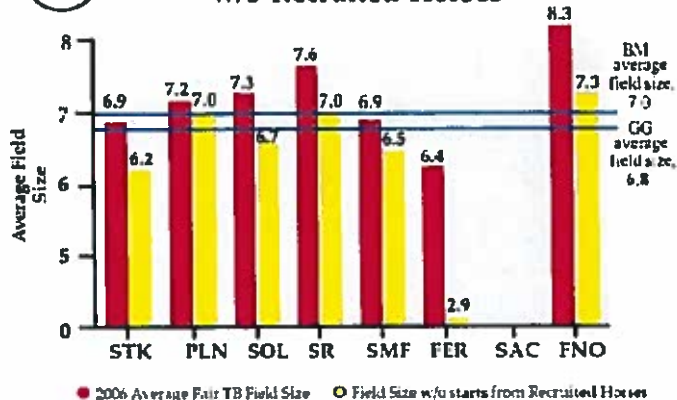
The Fair Out-of-State Recruitment Program, administered by the California Authority of Racing Fairs, pays \$300 to every horse that travels 600 or more miles to start on the Northern California Fair Circuit.

- **2006 Total Recruitment Costs - \$67,857**
2006 Relocation Fees Paid - \$54,600
Number of Horses Paid - 182 (+15%)
Number of Starts - 443 (+0%)
- **Number of Starts by Recruited Horses, by Fair:**
Stockton - 51
Pleasanton - 27
Vallejo - 52
Santa Rosa - 57
San Mateo - 35
Ferndale - 152
Sacramento - Harness Meet Conducted in 2005
Fresno - 66
- **Number of Starts by State Recruited From:**
Oregon - 147 (33%)
Arizona - 136 (31%)
Idaho - 52 (12%)
New Mexico - 31 (7%)
Utah - 64 (14%)
Washington - 6 (1%)
Other - 7
- **Leading Trainers of Recruited Horses (by starts):**
Hill, J. (OR) - 43
Homer, J. (ID) - 40
Hartford, P. (AZ) - 37
Haverty, K. (OR) - 29
Payton, J. (NM) - 26
Morgan, D. (AZ) - 22
Bennett, K. (AZ) - 21
Courtright, C. (OR) - 20

* In 2005, Arizona trainer Michael Lenzini's horses contributed 113 starts to the Fair Circuit. In Fall 2005, Mr. Lenzini decided to base his stable in Northern California and did not qualify for relocation fees in 2006.

1

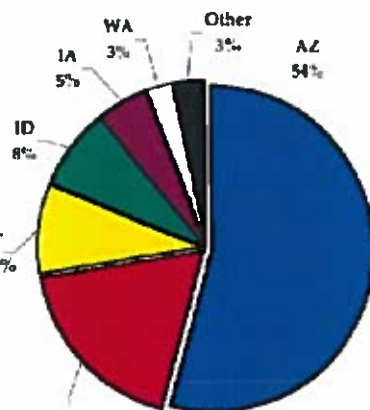
2006 Average Fair Field Size w/o Recruited Horses



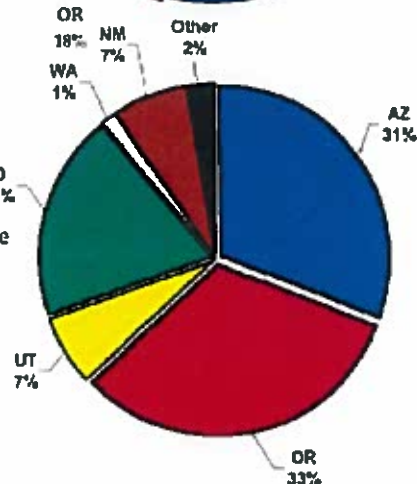
2

Where did out-of-state horses come from in 2005? Did the trend continue in 2006?

In 2005, CARF recruitment efforts expanded to Oregon. The resulting increase of Oregon horsemen helped the Fairs become less dependent on one region for its horse supply. (Arizona).



In 2006, the number of starts by out-of-state horses remained level, while the states they were recruited from continued to diversify.



1. Statistics from CHRIMS Runners Report & CARF Out of State Starts.
2. Statistics from CARF Paymaster Reports & CFSR Relocation Costs.

2005 THOROUGHBRED RECRUITMENT

Results of CARF Program to Increase Field Size

The Fair Out-of-State Recruitment Program, administered by the California Authority of Racing Fairs, pays \$200 to every horse that travels 600 or more miles to start on the Northern California Fair Circuit. The popularity continues to grow with participation increasing every year since its inception.

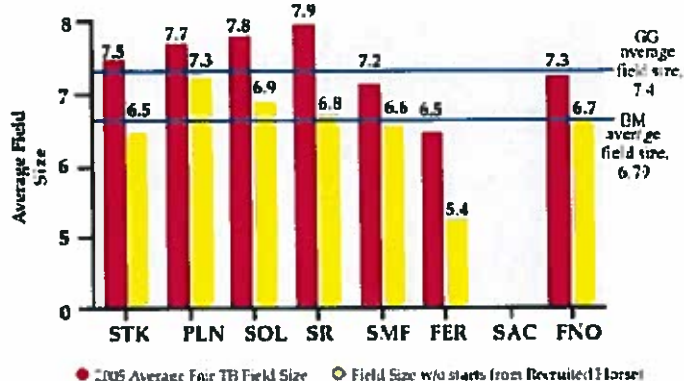
- **2005 Total Recruitment Costs - \$43,048.59**
2005 Relocation Fees Paid - \$31,400
Number of Horses Paid - 157 (+17%)
Number of Starts - 445 (-1%) *12 Lower Race Days
- **Number of Starts by Recruited Horses, by Fair:**
Stockton - 79 (+10%)
Pleasanton - 36 (+64%)
Vallejo - 86 (-7%)
Santa Rosa - 106 (+46%)
San Mateo - 53 (+74%)
Ferdale - 48 (+71%)
Sacramento - Harness Meet Conducted in 2005
Fresno - 37 (-6%)
- **Number of Starts by State Recruited From:**
Arizona - 241 (+28%)
Oregon - 81 (+145%)
Utah - 39 (+33%)
Idaho - 36 (+227%)
Iowa - 22 (+210%)
Washington - 12 (+20%)
Other - 13 (NM, CAN, WY, KY, TX)
- **Leading Trainers of Recruited Horses (by starts):**
Lenzini, M. (AZ) - 113 (+8%)
Bainum, T. (AZ) - 49 (+100%)
DeLima, C. (IA) - 28 (+100%)
James, G. (UT) - 26 (+18%)
Truitt, P. (OR) - 23 (+130%)
Hartford, P. (AZ) - 19 (+25%)
Courtright, C. (OR) - 19 (+100%)
White, R. (OR) - 17 (+32%)

Trainers that participated in the program in 2004, but did not start a significant amount of out-of-state horses in 2005 include:

Dennis Hopkins (54 from AZ in 2004), Van Belvoir (22 from AZ in 2004), Lanny Sharp (16 from NM in 2004), Stan Wasson (33 from AZ in 2004) and Jim Weaver (13 from AZ).

1

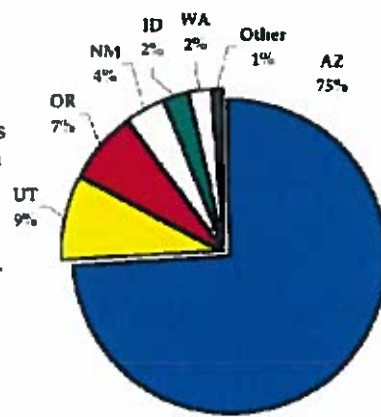
2005 Average Fair Field Size w/o Recruited Horses



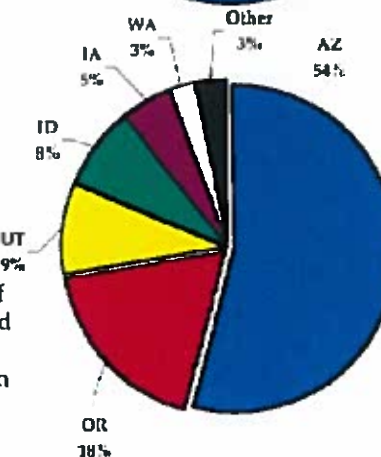
2

Where did out-of-state horses come from in 2004? Did the trend continue in 2005?

In 2004, recruiting efforts were focused on Arizona horsemen. As a result, horses from Arizona made up 75% of all out-of-state starts on the Fair Circuit.



In 2005, CARF recruitment efforts expanded to Oregon. The resulting increase of Oregon horsemen helped the Fairs become less dependent on one region for its horse supply. (Arizona).



1. Statistics from CHRIMS Runners Report & CARF Out-of-State Starts.
2. Statistics from CARF Paymaster Reports & CESA Relocation Costs.

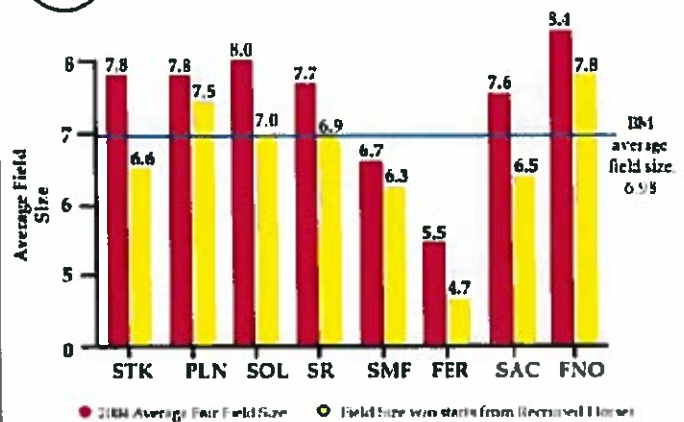
2004 Thoroughbred Recruitment

Results of CARF Program to Increase Field Size

- **2004 Total Recruitment Costs - \$31,538**
2004 Relocation Fees Paid - \$26,800
Number of Horses Paid - 124
Number of Starts - 451
- **Number of Starts by Recruited Horse, by Fair:**
Stockton - 88
Pleasanton - 22
Vallejo - 92
Santa Rosa - 72
San Mateo - 31
Ferdale - 28
Sacramento - 83
Fresno - 35
- **Number of Starts by State Recruited From:**
Arizona - 335
Utah - 38
Oregon - 33
New Mexico - 19
Idaho - 11
Washington - 10
Other - 5
- **Leading Trainers of Recruited Horses (by starts):**
Lenzini, M. (AZ) - 105
Hopkins, D. (AZ) - 54
Wasson, S. (AZ) - 33
Chavez, E. (AZ) - 30
White, R. (AZ) - 25
Haverly, K. (AZ) - 23
James, G. (UT) - 22
Belvoir, V. (AZ) - 22
Sharp, L. (NM) - 16
Hanford, P. (AZ) - 15
Weaver, J. (AZ) - 13
Mills, D. (AZ) - 13
Whitehouse, W. (AZ) - 11
Truitt, P. (OR) - 10
Shuldberg, B. (AZ) - 10
Bennett, K. (AZ) - 8
Other - 42

The Fair Out-of-State Recruitment Program, administered by the California Authority of Racing Fairs, pays \$200 to every horse that travels 600 or more miles to start on the Northern California Fair Circuit. The popularity of the program continues to grow with participation increasing every year since the program's inception.

1 2004 Average Fair Field Size w/o Recruited Horses



1. Field size is a problem in California. Without horses recruited from out-of-state, the average Thoroughbred field size on the Fair circuit would be smaller. The trend closely resembles the average field size of the Bay Meadows spring meet (6.98), which runs just before the Fair.

Examples:

Recruitment efforts brought 92 out-of-state starters to the Solano County Fair. Without those starters, the average Thoroughbred field size at the Vallejo would have dropped from 8.0 to 7.0. This trend continued at the California State Fair where the average Thoroughbred field size was 7.6. Without out-of-state starters, the average field size would have been 6.5.

Executive Director's Report

**California Authority of Racing Fairs
Agency Income Statement
December 31, 2009**

[illegible]

CALIFORNIA AUTHORITY OF RACING FAIRS
BALANCE SHEET
December 31, 2009

ASSETS

	CURRENT YTD 12/31/09	PRIOR YTD 12/31/08
Current Assets		
CASH - LAIF & INVESTMENTS	6,365,634	3,979,551
CASH - OPERATING	2,503,868	306,070
MARKETABLE SECURITIES	4,105,677	4,101,892
A/R - DUES	14,083	21,040
A/R - PROGRAMS	113,431	363,957
A/R - RACING FAIRS	371,818	410,667
A/R - F&E SUPPLEMENTAL PURSE/OTHER A/R	2,772,975	1,616,422
LOAN RECEIVABLE	0	1,048,054
PREPAIDS/DEPOSITS	52,582	53,062
Total Current Assets	16,300,068	11,900,715
Fixed Assets		
AUTOMOBILE	10,906	12,628
FURNITURE & EQUIPMENT	3,259	3,739
COMPUTER HARDWARE/SOFTWARE	13,882	10,977
TRACK EQUIPMENT	89,100	89,100
Total Fixed Assets (Net of Depr.)	117,147	116,444
TOTAL ASSETS	16,417,215	12,017,159

LIABILITIES & NET ASSETS

Current Liabilities		
A/P & WITHHOLDINGS	2,482,739	1,603,586
A/P - PROGRAM ROYALTIES TO HOST	67,268	55,278
RACING DISTRIBUTIONS	1,235,412	601,459
PURSES	2,549,936	1,718,853
TRACK SAFETY/MAINT.	1,036,522	232,638
INFOTEXT UPGRADE	158,411	155,774
MISC PROJECT FUNDS	0	0
LOU-1 - TIMING/TRACK SURFACE/AREA ENHANC	0	0
LOU-2 - SPECIAL EVENT CENTERS	0	0
LOU-3 - SATELLITE SURVEY/TURF STUDY	0	0
EQUIPMENT REPLACEMENT FUND	1,439,583	759,450
LOU-5 - SYMPOSIUM	4,248	4,248
FACILITY IMPROVEMENTS & UPGRADES	739,858	755,603
CAPITAL IMPROVEMENT FUND	2,929,247	1,184,771
Total Current Liabilities	12,643,224	7,071,658
Non-Current Liabilities		
CHRIMS FUNDS	89,313	87,827
CHANGE FUND	1,014,000	1,014,000
FAIRS - EQUIP REPLACEMENT FUNDS	1,987,541	2,097,834
Total Non-Current Liabilities	3,090,853	3,199,661
TOTAL LIABILITIES	15,734,077	10,271,319
Net Assets		
FUND EQUITY	1,730,990	1,542,687
F&E Net Assets	14,850	14,850
CARF@GG	(284,028)	0
NET INCOME/LOSS	(778,675)	188,304
Total Net Assets	683,138	1,745,840
TOTAL LIABILITIES & NET ASSETS	16,417,215	12,017,159

2007 Parimutuel Distribution Report

Detailed Distribution Report																
Date Range:	01/01/2007 - 12/31/2007															
Race Type:	All Races															
Hosts:	All Hosts															
Locations:	All Locations															
Tracks:	All Tracks															
Report By:	Location															
Location Types:	Fairs Breed: Thoroughbreds On/Off: Off Track															
Location	Handle	License	City	Equine	Workers	Comp	Location	Expense	Promotion	Van	Track	Purses	Owners	Breeders	Host	Attendance
Anderson	2,750,946.70	33,366.68	8,924.78	2,751.43	5,432.17	54,089.13	86,007.48	10,823.04	31,043.89	137,685.69	137,042.88	1,889.47	14,267.65	37,025.93	8,314	
Bakersfield	8,115,501.00	96,943.17	26,480.09	8,116.15	17,417.56	160,544.80	262,463.44	32,301.21	90,101.92	404,586.77	403,115.41	5,484.52	42,221.70	91,909.46	35,953	
Del Mar	130,089.70	782.77	429.34	130.1	449.18	2,601.99	7,805.98	650.51	0	5,855.41	6,506.23	0	624.47	0	2,960	
Eureka	1,912,128.40	23,463.58	6,213.74	1,912.39	3,621.68	37,660.12	54,699.67	7,532.93	21,644.00	94,600.11	93,997.92	1,317.30	10,015.50	28,911.59	4,296	
Ferris	189,897.50	1,473.06	626.66	189.93	477.3	3,797.97	11,393.85	759.7	2,182.59	7,352.31	7,220.80	132.82	911.55	1,234.87		
Fresno	9,396,102.70	110,258.55	30,561.11	9,396.77	19,048.15	185,219.36	294,589.86	37,187.39	104,735.40	460,730.08	458,607.60	6,375.51	48,689.42	120,795.64	34,259	
Fresno Club One	4,243,998.60	51,297.44	13,921.01	4,244.48	8,914.03	84,371.17	137,310.73	16,954.08	47,594.91	211,247.92	210,376.87	2,897.30	22,204.40	50,976.75	6,151	
Lake Perris	20,259,127.80	411,187.88	66,280.26	20,259.67	46,521.33	401,576.60	544,813.27	80,724.03	208,504.25	971,238.46	959,536.82	13,769.07	107,691.24	193,628.24	84,566	
Lancaster	17,813,777.00	358,936.12	58,332.38	17,814.44	39,132.18	353,529.82	477,871.95	71,085.31	183,352.56	865,840.63	855,652.88	12,108.07	94,837.00	186,874.07	84,322	
Monterey	11,426,531.80	136,454.07	37,350.51	11,427.12	19,873.08	226,366.26	383,005.04	45,510.34	127,432.72	537,474.84	534,483.64	7,756.92	59,340.48	166,600.89	32,408	
Pleasanton	45,986,862.80	555,861.76	150,343.83	45,987.29	93,834.86	911,174.38	1,441,641.42	183,023.47	514,856.11	2,264,588.94	2,261,695.45	31,339.22	240,482.68	533,479.99	140,711	
Pomona	58,957,779.60	1,205,037.01	193,286.05	58,958.14	137,097.61	1,171,428.63	1,499,580.11	235,294.28	610,169.44	2,913,084.96	2,877,854.98	40,294.25	315,680.93	582,053.37	171,176	
Sacramento	35,104,301.30	420,424.96	114,629.78	35,105.05	69,641.09	694,724.94	1,165,177.91	140,011.46	387,202.46	1,685,499.35	1,683,686.68	23,568.73	182,254.76	434,082.19	125,792	
San Bernardino	36,067,702.80	725,334.71	118,105.49	36,068.55	84,051.25	715,789.78	973,246.06	143,962.50	370,843.49	1,757,708.32	1,737,264.49	24,489.51	191,917.67	361,741.75	157,752	
San Jose	40,281,500.00	478,739.27	132,111.84	40,282.15	78,466.52	800,676.94	1,304,829.03	161,018.67	450,232.82	1,977,486.26	1,972,194.90	27,405.30	210,697.41	515,487.01	123,033	
Santa Barbara	9,078,634.40	182,417.36	29,687.69	9,079.22	19,284.84	179,924.27	241,759.89	36,075.19	94,402.00	438,374.16	432,616.20	6,234.33	48,290.42	110,420.59	24,381	
Santa Maria	6,896,280.00	140,752.05	22,511.45	6,896.95	14,175.57	136,431.52	182,326.94	27,364.18	71,482.98	326,696.64	322,390.38	4,720.50	36,634.61	74,745.56	22,826	
Santa Rosa	14,772,857.70	178,976.17	48,076.98	14,773.54	31,349.89	291,374.72	443,228.24	58,547.09	164,411.23	734,518.25	733,632.95	10,007.60	77,175.20	179,844.80	65,460	
Shafter (Indio)	9,470,832.20	192,624.03	30,853.27	9,471.33	24,202.25	186,990.43	247,259.53	37,480.25	98,236.66	474,710.18	468,696.62	6,487.18	50,255.54	98,890.53	33,799	
Stockton	21,543,807.00	289,534.56	70,500.44	21,544.71	45,271.35	427,274.67	673,006.68	85,936.11	240,129.61	1,080,240.80	1,078,731.63	14,616.76	112,817.69	252,537.86	92,298	
Surfside Race Place	71,343,323.50	1,444,245.17	232,179.25	71,343.70	163,598.70	1,407,146.68	1,893,133.31	282,136.31	738,291.82	3,371,518.69	3,326,319.25	48,755.15	377,800.76	781,018.51	228,136	
Tulare	4,268,765.40	51,459.23	13,924.36	4,269.48	7,827.94	84,368.79	138,254.59	16,900.41	48,261.71	200,522.82	199,607.96	2,937.74	22,169.27	55,847.93	19,995	
Turlock	9,831,524.50	118,308.66	32,160.14	9,832.01	17,774.40	194,809.68	309,961.44	39,027.09	111,557.11	491,105.61	488,719.76	6,790.46	51,423.07	137,188.61	35,236	
Vallejo	17,493,464.90	210,215.61	57,307.79	17,494.01	38,703.79	347,320.10	560,003.18	69,891.58	194,794.39	884,615.59	881,734.66	11,857.27	91,489.95	211,173.39	77,277	
Ventura	33,830,173.00	675,437.83	110,571.34	33,831.05	77,645.17	670,129.76	903,719.32	134,480.38	350,353.29	1,672,092.99	1,651,252.19	23,136.51	179,802.97	374,068.61	94,842	
Victorville	10,669,615.10	214,434.94	34,954.54	10,669.94	24,248.68	211,844.64	290,211.70	42,635.97	109,447.32	517,262.39	511,393.98	7,227.83	56,762.76	106,215.38	55,954	
(Total: 26 records)	501,835,355.40	8,278,969.64	1,640,314.12	501,849.10	1,088,220.67	9,941,287.15	14,517,300.62	1,997,325.48	5,371,283.68	24,486,618.17	24,294,293.13	341,599.32	2,646,479.10	5,686,663.52	1,761,917	

2008 Parimutuel Distribution Report

Detailed Distribution Report																
Date Range	01/01/2008 - 12/31/2008															
Race Type	All Races															
Hosts	All Hosts															
Locations	All Locations															
Tricks	All Tricks															
Report By	Location															
Location Types	Fairs Breed Thoroughbreds On/Off Track															
Location	Handle	License	City	Equine	Workers	Location	Expense	Promotion	Van	Allocation	Track	Purses	Owners	Breeders	Host	Attendance
Anderson	2,378,570.60	28,929.69	7,740.36	2,378.87	4,534.36	46,911.68	77,237.44	9,387.41	26,936.44	0	115,728.00	115,236.80	1,638.66	12,327.91	30,967.90	8,189
Bakersfield	7,279,475.70	87,555.32	23,770.72	7,279.97	14,997.52	144,065.53	243,636.43	29,024.53	80,477.28	0	357,263.60	356,099.49	4,894.25	37,756.02	84,118.97	32,761
Del Mar	143,192.00	729.65	472.52	143.17	505.9	2,863.87	8,591.50	715.96	0	0	6,367.57	7,093.83	0	687.33	0	2,238
Eureka	1,878,261.00	23,312.52	6,140.39	1,878.57	2,992.94	37,214.42	57,212.84	7,443.44	21,419.51	0	88,175.43	88,206.95	1,301.86	9,852.09	28,061.26	3,887
Femdale	182,524.00	1,531.37	635.4	182.54	446.35	3,850.47	11,561.47	770.26	2,212.17	0	7,438.98	7,306.07	134.63	924.1	1,452.83	
Fresno	8,961,002.50	106,501.08	29,232.97	8,961.45	18,116.49	177,168.28	294,494.31	35,589.47	100,145.57	0	432,548.25	430,450.52	6,091.75	46,384.66	115,078.11	31,950
Fresno Club One	2,696,149.50	32,188.66	8,855.32	2,696.52	5,920.12	53,668.57	91,233.84	10,811.19	30,007.55	0	133,157.94	132,815.64	1,824.19	14,052.59	30,849.32	5,493
Lane Farms	17,566,695.70	357,451.72	57,670.80	17,566.94	41,970.12	349,520.12	473,012.83	70,255.71	176,783.94	0	852,053.46	841,848.66	11,987.02	93,751.42	153,944.83	75,215
Lancaster	14,965,409.60	301,071.98	49,123.16	14,965.93	32,765.12	297,713.97	404,960.52	59,902.58	149,945.41	0	734,283.46	725,909.40	10,168.26	79,820.50	153,033.34	75,343
Monterey	10,118,537.00	118,687.44	33,130.06	10,118.78	17,990.88	200,787.06	388,091.25	40,371.76	113,059.47	0	478,663.00	475,631.97	6,877.44	52,130.75	150,049.63	30,417
Pleasanton	40,025,035.90	488,559.21	131,280.16	40,025.46	82,210.66	795,636.00	1,286,378.48	159,845.29	449,600.74	0	1,970,418.89	1,968,417.75	27,344.69	209,536.02	456,074.66	129,360
Pomona	47,778,697.80	973,174.08	157,036.91	47,779.04	111,757.13	951,737.93	1,221,634.00	191,280.66	481,213.75	0	2,387,338.89	2,359,255.38	32,671.72	256,421.37	458,798.98	151,415
Sacramento	28,538,752.70	343,488.79	93,336.16	28,539.04	57,649.05	565,672.62	940,830.25	114,084.46	314,595.61	204,546.59	1,286,741.82	1,285,158.44	19,133.40	148,495.31	353,658.78	110,890
San Bernardino	32,282,037.90	647,489.35	105,966.30	32,282.37	75,659.75	642,159.54	875,245.74	129,185.45	323,865.91	0	1,585,212.61	1,567,056.57	21,948.06	172,139.58	314,836.70	142,907
San Jose	37,217,102.90	446,124.36	122,282.26	37,217.40	73,853.53	741,103.85	1,281,387.74	149,117.54	416,149.99	0	1,812,916.34	1,808,125.78	25,310.92	193,758.32	465,383.14	124,951
San Mateo County	27,204,747.90	319,458.28	89,107.17	27,204.74	55,320.96	540,042.70	889,467.48	108,506.10	305,523.14	0	1,346,231.90	1,342,845.78	18,553.28	141,576.27	313,077.71	89,285
Santa Barbara	6,718,134.00	135,932.69	21,985.52	6,718.45	14,703.68	133,246.03	178,131.18	26,710.70	68,160.88	0	326,980.61	322,691.24	4,620.59	35,778.17	78,874.52	22,385
Santa Maria	6,079,864.20	124,038.34	19,930.40	6,080.29	12,563.97	120,780.31	161,926.65	24,212.43	61,843.30	0	230,455.72	286,580.67	4,189.90	32,425.90	63,195.40	20,342
Santa Rosa	12,464,092.10	151,964.95	40,645.46	12,464.47	25,448.71	246,334.46	397,094.21	49,485.50	139,132.60	0	607,680.21	606,925.50	8,461.85	64,881.93	150,398.61	63,165
Shalimar (Indio)	7,239,549.40	148,349.17	23,711.57	7,239.96	18,484.92	143,706.01	190,146.16	28,793.36	74,019.15	0	361,790.05	357,080.12	4,993.13	38,620.91	68,964.84	28,625
Stockton	20,194,698.30	246,031.51	66,240.28	20,195.10	41,174.39	401,456.47	680,474.06	80,732.86	225,927.16	0	991,420.50	990,075.34	13,742.14	105,530.79	239,947.87	85,941
Surfside Race Place	64,078,779.30	1,292,925.27	209,955.92	64,079.18	146,129.52	1,272,458.96	1,695,744.66	255,144.12	647,541.63	0	3,062,067.10	3,021,268.25	44,079.65	341,761.07	663,916.24	196,795
Tulare	3,614,408.40	44,076.18	11,804.53	3,614.85	6,762.23	71,541.56	119,915.68	14,326.78	40,955.58	0	168,185.62	167,408.55	2,490.94	18,768.29	46,652.87	17,582
Tullock	9,299,764.80	112,866.27	30,459.44	9,299.96	16,837.58	184,601.80	306,768.71	36,964.09	105,721.62	0	460,337.22	458,309.95	6,430.53	48,475.55	127,096.87	32,840
Vallejo	15,856,764.20	191,530.13	52,047.81	15,857.22	33,832.91	315,440.46	522,889.03	63,484.58	176,966.57	0	796,597.45	793,943.92	10,762.83	82,847.29	191,900.64	68,256
Ventura	29,437,698.90	589,469.88	96,659.86	29,438.34	65,055.83	585,817.13	785,231.01	117,559.83	298,355.25	0	1,459,765.53	1,441,546.80	20,226.11	157,262.84	320,618.94	84,903
Victorville	8,271,938.00	164,916.60	27,147.82	8,272.40	19,509.88	164,537.66	225,814.96	33,149.11	82,496.47	0	408,308.23	403,956.35	5,588.96	44,078.33	80,704.14	50,320
[Total: 27 records]	462,451,984.30	7,478,368.49	1,516,359.29	462,461,011	997,074.47	9,190,042.46	13,769,118.46	1,846,845.28	4,913,076.69	204,546.59	22,528,072.40	22,361,213.54	315,466.88	2,440,045.54	5,141,607.16	1,585,407

2009 Parimutuel Distributions Report

Detailed Distribution Report																			
Date Range:	01/01/2009 - 12/31/2009																		
Race Type:	All Races																		
Host:	All Hosts																		
Locations:	All Locations																		
Tricks:	All Tricks																		
Report By:	Location																		
Location Types:	Fairs Breed: Thoroughbreds On/Off: Off Track																		
Location	Handle	CHGB	F A E	City	Equine	Workers	Location	Expense	Promotion	Van	FFAB509	HA	Track	Purses	Owners	Breeders	To Out of	Attendance	
		Support		Tax		Com				State		Loc Fees			Sires		Stable Tracks		
Anderson	2099707.4	Fee	4166.46	1807.94	6837.87	2100.23	3532.54	41441.13	7525.51	8294.8	24773.84	0	101094.77	100556.53	1446.02	10945.93	25668.06	7564	
Batesfield	6674803.3		12425.34	6252.37	21769.99	6674.97	13581.73	131932.51	235926.58	26474.16	76586.37	1715.28	0	32716.1	325764.28	4469.49	34677.91	8227.7	
Del Mar	102509.3		245.42	19.01	339.6	102.91	399.97	2058.17	6174.56	514.55	0	0	0	4952.19	5467.03	503.3	0	1905	
Eureka	1442241.9		1459.92	1058.23	4706.6	1442.48	2056.49	28524	51246.94	5704.97	17111.83	0	0	63565.27	63565.27	998.19	7489.98	22352.98	
Fernale	112728.2		398	380.93	570.01	172.73	386.77	3454.56	10363.67	691.06	2071.45	0	0	6903.03	6783.48	120.87	844.26	1459.95	
Fresno	6638012.6		11884.25	5419.91	21622.89	6638.41	12623.17	131049.03	235594.86	26283.64	76546.37	1271.28	0	318505.92	316779.67	4466.86	34562.51	5267	
Fresno Club One	2829022.1		6311.53	2692.16	9564.75	2829.42	5873.95	58089.37	105171.32	11636.14	33799.22	970.61	0	144554.65	143939.04	1972.38	73772.22	151670.34	
Gate Perms	13502683.4		49965.34	119954.4	44305.37	13502.96	30800.23	268517.6	3561192.61	53832.97	163166.42	1916.21	0	665555.58	666928.07	8942.91	72163.78	102166.59	
Harcourt	13230942.5		48411.09	11970.27	43424.63	13231.3	28101.67	263180.74	356312.32	52795.98	165965.53	3188.79	0	673896.18	666673.02	8942.91	72163.78	102166.59	
Harmon	6456495.6		11825.19	4146	21055.85	6456	11304.11	702997.03	127031.88	14070.54	412095.59	884.44	0	323493.91	321801.55	4318.81	33579.05	459182.43	
Pleasanton	35393360.4		71261.36	31548.89	115987.82	35393.76	66012.65	702997.03	127031.88	14070.54	412095.59	884.44	0	1697129	1691097.25	24048.59	185105.01	102166.59	
Pomona	4718077.2		195825.35	39274.85	155012.12	47181.06	105410.66	939467.32	127030.78	18816.7	57307.07	4160.13	0	2426358.45	2399047.13	32092.46	229567.89	48997.91	
Sacramento	24479335.6		46900.4	21043.28	79584.23	24480.04	46031.91	484782.26	885604.31	715618.4	105074.01	347779.49	11520.85	0	1467914.83	1468202.57	20291.91	157055.73	
San Bernardino	30113317.7		59767.46	26496.12	99846.69	30113.88	59061.89	599082.3	110564.06	119970.12	347779.49	11520.85	0	1487914.83	1490318.38	16534.93	142564.95	339678.56	
San Jose	71996301.6		149568.71	6757.93	23645.4	71997.05	137324.45	1433607.8	2653282.61	266902.7	841090.74	20999.24	0	3507760.18	3495884.06	48079.57	37631.83	926898.65	
San Mateo County	5092880.2		17554	4731.63	16631.97	5092.88	5261.98	10087.07	100450.67	362121.06	2518.56	0	0	263924.21	263940.19	3639.65	28736.85	61942.79	
Santa Barbara	5251314.7		19522.11	4165.52	17184.98	5251.98	19755.96	10087.07	100450.67	362121.06	2518.56	0	0	263924.21	263940.19	3639.65	28736.85	61942.79	
Santa Rosa	10420797		20312.38	9093.67	33814.88	10421.48	19755.96	10087.07	100450.67	362121.06	2518.56	0	0	263924.21	263940.19	3639.65	28736.85	61942.79	
Shafter (Indio)	6325968.7		19568.99	4755.18	20684.63	6326.15	14832.48	125359.44	166517.88	2518.56	189797.47	4639.19	0	323961.02	319864.22	4354.12	34422.03	73795.51	
Shafter (Indio)	16398362.1		34707.17	16434.81	53751.68	16398.76	32886.72	325788.61	956577.27	65382.34	189797.47	4639.19	0	323961.02	319864.22	4354.12	34422.03	73795.51	
Surfside Race Place	62086933.3		146701.92	30495.01	170499.56	62087.34	110538.45	103339.99	1383414.76	286763.78	38232.07	108.94	0	2440662.55	2408135.07	35642.31	282289.31	615299.31	
Tulare	3317738.1		6672.54	3065.35	10837.98	3318.09	5372.41	65694.39	119699.24	13143.15	38232.07	108.94	0	151680.17	322006.13	5593.3	42342.53	122094.2	
Turlock	80196763.3		11069.81	13718.56	26502.28	8019.08	13145.13	160618.54	296918.59	32138.23	62796.66	6447.26	0	697971.58	693070.69	9509.12	73482.37	163363.97	
Vallejo	1412561.3		28774.81	13718.56	46346.24	14125.13	28823.62	280880.77	56219.42	162966.66	6447.26	0	0	697971.58	693070.69	9509.12	73482.37	163363.97	
Ventura	24844297.5		95665.84	21541.53	81551.11	24845.03	51243.04	494248.35	661038.36	302947.15	302947.15	2889.54	0	368355.94	364601.98	4859.19	384195.63	77834.73	
Victorville	7248943.1		27263.88	6893.18	23792.94	7249.21	16607.77	144201.47	199488.34	28897.11	86774.27	2889.54	0	368355.94	364601.98	4859.19	384195.63	77834.73	
(Total: 28 records)	441928707.8		1198943.03	378184.04	144856.72	441939.51	897676.46	8779743.88	14100358.23	1759156.01	5241545.87	98766.1	180729.07	21635390.75	2147767.81	300097.34	2355157.97	5467124.61	1688978