



1776 Tribute Road, Suite 205
Sacramento, CA 95815
Office: 916.927.7223 Fax: 916.263.3341
www.calairs.com

AGENDA
CALIFORNIA AUTHORITY OF RACING FAIRS
BOARD OF DIRECTORS MEETING
JOHN ALKIRE, CHAIR
12:30 P.M., TUESDAY, MARCH 5, 2013

Notice is hereby given that a meeting of the California Authority of Racing Fairs' Board of Directors will commence at 12:30 p.m., Tuesday, March 5, 2013. The meeting will be held in Sacramento. 1776 Tribute Road Conference Room, Sacramento, CA 95815

AGENDA

- I. Date, time and location of next meeting: April 2, 2013
- II. Approval of minutes.
- III. Executive Session: Pending Litigation
- IV. Report, discussion and action, if any, on Legislative Program for 2013.
- V. Discussion and action, if any, on membership status of Sonoma County Fair in California Authority of Racing Fairs, a joint powers authority.
- VI. Discussion and action, confirming Agency policy regarding payment of moneys due CARF by member Fairs.
- VII. Discussion and action, if any, on disposition of overpayments from CARF Consolidated Purse Account in 2012.
- VIII. Report and action, if any, on development of satellite wagering facilities at Fairs.
- IX. Financials
- X. Executive Director's Report



1776 Tribute Road, Suite 205
Sacramento, CA 95815
Office: 916.927.7223 Fax: 916.263.3341
www.calfairs.com

NOTICE
CALIFORNIA AUTHORITY OF RACING FAIRS
BOARD OF DIRECTORS MEETING
JOHN ALKIRE, CHAIR
12:30 P.M., TUESDAY, MARCH 5, 2013

Notice is hereby given that a meeting of the California Authority of Racing Fairs' Board of Directors will commence at 12:30 p.m., Tuesday, March 5, 2013. The meeting will be held at the CARF Conference Room located at 1776 Tribute Road, Sacramento, California 95815.

CARF Board of Directors Meeting
Toll Free Dial In Number: (800) 791-2345
Participant Code: 83711 #
Via Teleconference

The Public and members of the California Authority of Racing Fairs Board of Directors may participate from the following locations:

Alameda County Fair
4501 Pleasanton Avenue
Pleasanton, CA 94566

National Orange Show
689 South E Street
San Bernardino, CA 92408

Solano County Fair
900 Fairgrounds Drive
Vallejo, CA 94589

Antelope Valley Fair
2551 West Ave. H, Suite 102
Lancaster, CA 93536

Riverside National Date Festival
46-350 Arabia Street
Indio, CA 92201

Sonoma County Fair
1350 Bennett Valley Road
Santa Rosa, CA 95404

The Big Fresno Fair
1121 S. Chance Avenue
Fresno, CA 93702

San Bernardino Co. Fair
14800 Seventh Street
Victorville, CA 92395

Southern CA Fair
18700 Lake Perris Dr.
Perris, CA 92570

California State Fair
1600 Exposition Blvd.
Sacramento, CA 95815

San Joaquin Fair
1658 S. Airport Way
Stockton, CA 95206

Stanislaus County
900 North Broadway
Turlock, CA 95380

Humboldt County Fair
1250 5th Street
Ferndale, CA 95536

Shasta District Fair
1890 Briggs Street
Anderson, CA 96007

Tulare County Fair
215 Martin Luther King
Tulare, CA 93274

Kern County Fair
1142 South P Street
Bakersfield, CA 93307

Monterey County Fair
2004 Fairground Road
Monterey, CA 93940

Ventura County Fair
10 West Harbor Blvd
Ventura, CA 93001-2706

CALIFORNIA AUTHORITY OF RACING FAIRS

Board of Directors Meeting

Tuesday, February 5, 2013

MINUTES

A teleconference meeting of the California Authority of Racing Fairs Board of Directors was held at 12:30 P.M., Tuesday, February 5, 2013. The meeting was hosted at the CARF offices, 1776 Tribute Road, Sacramento, California.

CARF Board Directors attending: John Alkire, Chris Borovansky, Dan Jacobs and Rick Pickering. Joining by conference call: Mike Paluszak and Kelly Violini.

Staff and Guests attending: Christopher Korby, Larry Swartzlander, Tom Doutrich, Heather Haviland, Amelia White, Raechelle Gibbons, Anne Grottveit, Louie Brown, Randy Magee, Tom Sawyer, Tawny Tesconi, Dave Elliott, Allen Aldrich and Richard Lewis. Joining by conference by: Jim Morgan and Cindy Olsen.

Agenda Item 1 – Date, Time and Location of Next Meeting. The next CARF Live Racing Committee meeting will be held March 5, 2013 in Sacramento.

Agenda Item 2 – Approval of Minutes. Mr. Pickering moved to approve the meeting minutes as presented. Mr. Jacobs seconded, unanimously approved.

Agenda Item 3 – Report, Discussion and Action, if any, on Legislative Program. Mr. Brown stated that there isn't a lot to report from the legislature at this time, but that with 39 brand new members at the Capitol, legislative staff is in the process of meeting and greeting. Mr. Brown stated that with the new members are new rules. Due to change in the term limit law, newly elected members have the opportunity to serve in one house for 12 years. This gives new members the ability to take their time learning the process and issues without concerns about upcoming elections. Legislative staff is currently experiencing this shift as new members show a desire to take it slow and keep their bill files low. Mr. Brown stated that this is an excellent opportunity for CARF members to educate the new class about racing from a Fair business perspective.

Mr. Brown reported that the bill introduction deadline is Friday, February 22, 2013 and that legislative staff will provide a comprehensive report regarding CARF sponsored bills at the next meeting. Mr. Brown reported that Senator Wright will once again attempt to move an Internet poker bill forward with split Tribal interests.

Mr. Pickering asked to confirm that WFA will be introducing a governance reform bill for DAAs. Mr. Brown confirmed that they are and that the bill will be co-authored by Senators Calderon and Rubio.

Mr. Brown added that the Governor presented his budget in January and there has been no change for CDFA.

Mr. Borovansky asked if there has been discussion regarding increasing takeout for satellite wagering facilities. Mr. Brown stated that increased takeout for satellites is always on the list of discussion topics when a bill comes together that needs Fair support, but that introducing a bill does not seem feasible due to the racing industry's continual pressure to discuss lowering takeout. Mr. Korby reported that he would like to introduce a plan to the industry that would completely restructure takeout based on a tiered model. Mr. Borovansky stated that satellites are in trouble and he feels his facility may only be viable for another year.

Agenda Item 4 – Report, Discussion and Action, if any, on Sonoma County Fair Use of CARF Management Services for 2013. Mr. Korby reported that the CARF Live Racing Committee approved a motion by 4-3-0 to release 50 percent (\$56,000) of the commissions being held from Sonoma County Fair for the purse overpayments incurred while running three Wednesdays in 2012 contrary to CARF's recommendation. Additionally, Santa Rosa will continue to participate fully in CARF live racing management services for the 2013 season with a joint commitment between CARF, Sonoma County Fair and all live racing Fairs to reduce CARF expenses by at least 10 percent. Due to existing CARF contracts some reductions may occur in 2013, but others might not be feasible until 2014.

Ms. Tesconi asked to confirm that the proposed 10 percent decrease in CARF expenses would apply to the 2013 meet. Mr. Pickering stated that if it was possible, the cuts would occur in 2013 but that he didn't want to commit to that figure as only an 8 or 9 percent reduction might be possible in 2013 due to existing contractual obligations. Mr. Pickering also stated that he did not want CARF staff push through a 10 percent reduction in 2013 and compromise the safety of the racing surfaces.

Mr. Korby stated that no CARF Board action is required at this time.

Mr. Alkire thanked Mr. Pickering for his motion in the prior meeting and his efforts to bring a balanced compromise to the issue at hand.

Agenda Item 5 – Report, Discussion and Action, if any, on CARF Policies Regarding Security Agreement for Monies Owed the Agency by Member Fairs. Mr. Korby reported that he and Ms. Grottveit have been working since mid-2012 on a security agreement that would serve as a mechanism to carefully and deliberately structure the flow of funds between CARF and member Fairs. Ms. Grottveit has been in contact with Jerry Blair who is reviewing the agreement on behalf of DAAs.

Mr. Korby stated staff would like to explore a new direction that would allow CARF Board approved policy to govern these financial transactions in lieu of a signed agreement. Mr. Korby will be working with the Finance Committee to bring policy language to the next meeting.

Agenda Item 6 – Report, Discussion and Action, if any, on Overpayments from CARF Consolidated Purse Account in 2012. Mr. Korby reported that this item was placed on the agenda in the event that the item, which carried over from the CARF Live Racing Committee, would require further Board action. Mr. Korby stated that the item was resolved by the Live Racing Committee and that no further Board action is required at this time.

Mr. Pickering asked Ms. Tesconi if additional CARF Board action would strengthen the recommendation that she takes back to her Board. Ms. Tesconi stated that she didn't feel it would make a difference.

Agenda Item 7 – Discussion and Action, if any, on Financial Reports on Purses and Pari-Mutuel Commissions at Racing Fairs in 2012. Mr. Korby stated that these reports were included in the meeting packet as informational material for the CARF Board. Mr. Korby stated that staff is available to answer questions should any exist. There were no questions at this time.

Agenda Item 8 – Financials. Mr. Korby reported that current financials are included in the meeting packet and that Ms. Gibbons was available to answer questions. There were no questions at this time.

Agenda Item 9 – Executive Director's Report. Mr. Korby reported that the former CHRB Chairman Keith Brackpool submitted his resignation to buy an equity position in The Stronach Group and head West Coast operations.

Mr. Korby reported that Los Alamitos Racecourse is announcing plans to expand their racing surface.

Mr. Korby reported that Friday night he attended an opening event hosted by Banker's Casino to introduce the new mini-satellite wagering facility. Mr. Korby stated that the event was well received and supported by the community. A use permit is up before the Salinas City Council today and if all goes well, we can expect an official opening in March.

Mr. Elliott asked if Mr. Brackpool can go before the California Horse Racing Board of behalf of Stronach Group tracks. Mr. Brown stated that Mr. Brackpool cannot lobby the CHRB for one year from his resignation date and that technically he should not be able to give testimony before the Board.

Mr. Pickering asked if dialog is still ongoing regarding location fees received by F&E from Fair racing. Mr. Korby stated that those conversations are continuing.

Respectfully submitted,

Heather Haviland

CA Authority of Racing Fairs

2/22/2013

[AB 277](#) ([Hall D](#)) **Gaming: Gambling Control Act.****Current Text:** Introduced: 2/11/2013 [pdf](#) [html](#)**Introduced:** 2/11/2013**Status:** 2/12/2013-From printer. May be heard in committee March 14.

2Year Dead	Desk	Policy	Fiscal	Floor	Desk	Policy	Fiscal	Floor	Conf. Conc.	Enrolled	Vetoed	Chaptered
	1st House				2nd House							

Summary: The Gambling Control Act provides for the licensure of certain individuals and establishments that conduct controlled games, as defined, and for the regulation of these gambling activities by the California Gambling Control Commission. The Department of Justice has related investigatory and enforcement duties under the act. This bill would make a technical, nonsubstantive change to these provisions.

Organization Position Priority Assigned Subject
CARF

[AB 328](#) ([V. Manuel Pérez D](#)) **Tribal gaming: revenue sharing.****Current Text:** Introduced: 2/13/2013 [pdf](#) [html](#)**Introduced:** 2/13/2013**Status:** 2/14/2013-From printer. May be heard in committee March 16.

2Year Dead	Desk	Policy	Fiscal	Floor	Desk	Policy	Fiscal	Floor	Conf. Conc.	Enrolled	Vetoed	Chaptered
	1st House				2nd House							

Summary: Would require the California Gambling Control Commission, if it is determined that there is an insufficient amount in the Indian Gaming Revenue Sharing Trust Fund in a fiscal year to distribute the quarterly payments pursuant to these provisions to each eligible recipient Indian tribe, to direct a portion of a specified revenue contribution pursuant to certain tribal-state gaming compacts that would otherwise be deposited into the General Fund, to instead be deposited into the Indian Gaming Revenue Sharing Trust Fund to increase the revenue contribution to that fund in an amount sufficient to ensure the fund has sufficient resources for each eligible recipient Indian tribe to receive the full \$275,000 quarterly payments. This bill contains other related provisions.

Organization Position Priority Assigned Subject
CARF

[AB 356](#) ([Waldron R](#)) **Gaming.****Current Text:** Introduced: 2/14/2013 [pdf](#) [html](#)**Introduced:** 2/14/2013**Status:** 2/15/2013-From printer. May be heard in committee March 17.

2Year Dead	Desk	Policy	Fiscal	Floor	Desk	Policy	Fiscal	Floor	Conf. Conc.	Enrolled	Vetoed	Chaptered
1st House					2nd House							

Summary: The Gambling Control Act provides for the licensure of certain individuals and establishments involved in various gambling activities, and for the regulation of those activities, by the California Gambling Control Commission. This bill would make a technical, nonsubstantive change to these provisions.

Organization Position Priority Assigned Subject
CARF

AB 432 (V. Manuel Pérez D) Horse racing: exchange wagering.

Current Text: Introduced: 2/15/2013 [pdf](#) [html](#)

Introduced: 2/15/2013

Status: 2/19/2013-From printer. May be heard in committee March 21.

2Year Dead	Desk	Policy	Fiscal	Floor	Desk	Policy	Fiscal	Floor	Conf. Conc.	Enrolled	Vetoed	Chaptered
1st House					2nd House							

Summary: Would require any racing association or racing fair receiving distributions from any exchange provider's exchange revenues to distribute a portion of that revenue to the official registering agency in a specified manner. By imposing new requirements on any racing association or racing fair, the violation of which would be a crime, the bill would impose a state-mandated local program. This bill contains other related provisions and other existing laws.

Organization Position Priority Assigned Subject
CARF

AB 654 (Hall D) Tribal gaming.

Current Text: Introduced: 2/21/2013 [pdf](#) [html](#)

Introduced: 2/21/2013

Status: 2/21/2013-Read first time. To print.

2Year Dead	Desk	Policy	Fiscal	Floor	Desk	Policy	Fiscal	Floor	Conf. Conc.	Enrolled	Vetoed	Chaptered
1st House					2nd House							

Summary: Current law permits specified federally recognized Indian tribes to conduct gaming on Indian lands in California pursuant to compacts negotiated by the Governor and ratified by the Legislature. Current law creates the Indian Gaming Special Distribution Fund for the receipt of moneys received by the state from the tribes conducting gaming according to the terms established by the compacts, which moneys are available for appropriation by the Legislature for specified purposes. This bill would make nonsubstantive, technical changes to these provisions.

Organization Position Priority Assigned Subject
CARF

AB 820 (Hall D) Gaming: Gambling Control Act.

Current Text: Introduced: 2/21/2013 [pdf](#) [html](#)

Introduced: 2/21/2013

Status: 2/21/2013-Read first time. To print.

2Year Dead	Desk	Policy	Fiscal	Floor	Desk	Policy	Fiscal	Floor	Conf. Conc.	Enrolled	Vetoed	Chaptered
	1st House				2nd House							

Summary: Would revise the definition of "key employee" to mean any natural person employed in the operation of a gambling enterprise in a supervisory capacity or empowered to make discretionary decisions with regard to gambling operations. The bill would also delete pit bosses and shift bosses from the definition of "key employee" and would instead include shift managers and surveillance managers and supervisors in these provisions.

Organization Position Priority Assigned Subject
CARF

HR 8 **(Hall D) Relative to Problem Gambling Awareness Week.**

Current Text: Introduced: 2/19/2013 [pdf](#) [html](#)

Introduced: 2/19/2013

Status: 2/19/2013-Introduced.

2Year Dead	Desk	Policy	Fiscal	Floor	Desk	Policy	Fiscal	Floor	Conf. Conc.	Enrolled	Vetoed	Chaptered
	1st House				2nd House							

Summary: The Bureau of Gambling Control within Department of Justice, the California Gambling Control Commission, the California State Lottery, the California Friday Night Live Partnership, the California Gaming Association, California Tribal Business Alliance, Media Solutions, the NICOS Chinese Health Coalition, and the National Asian Pacific American Families Against Substance Abuse (NAPAFASA) have joined the Office of Problem and Pathological Gambling within the State Department of Alcohol and Drug Programs and the California Council on Problem Gambling in a collaborative effort to promote problem gambling prevention and treatment programs; now therefore, be it Resolved by the Assembly of the State of California, That the week of March 3, 2013, to March 9, 2013, inclusive, be recognized as Problem Gambling Awareness Week and the agencies and organizations described above be commended for their concerted effort to raise public awareness of problem gambling.

Organization Position Priority Assigned Subject
CARF

SB 190 **(Wright D) Gambling: sports wagering.**

Current Text: Introduced: 2/7/2013 [pdf](#) [html](#)

Introduced: 2/7/2013

Status: 2/21/2013-Referred to Com. on G.O.

2Year Dead	Desk	Policy	Fiscal	Floor	Desk	Policy	Fiscal	Floor	Conf. Conc.	Enrolled	Vetoed	Chaptered
	1st House				2nd House							

Summary: Would authorize the owner or operator of a gambling establishment, or the owner or operator of a horse racing track, including a horse racing association, or of a satellite wagering facility, with a current license, to conduct wagering on professional and collegiate sports or athletic events, other than on collegiate sports or athletic events that take place in California or in which any California college team participates, by applying to the California Gambling Control Commission or the California Horse Racing Board, as specified, for authorization to conduct sports wagering, and by paying an annual fee for deposit in the Gambling Addiction Program Fund. This bill contains other related provisions and other existing laws.

Organization Position Priority Assigned Subject
CARF

SB 356 (Yee D) Gambling establishments: owner licensing.

Current Text: Introduced: 2/20/2013 [pdf](#) [html](#)

Introduced: 2/20/2013

Status: 2/21/2013-From printer. May be acted upon on or after March 23.

2Year Dead	Desk	Policy	Fiscal	Floor	Desk	Policy	Fiscal	Floor	Conf. Conc.	Enrolled	Vetoed	Chaptered
	1st House					2nd House						

Summary: Under current law, a person is deemed unsuitable to hold a state gambling license to own a gambling establishment if the person, or any partner, officer, director, or shareholder of the person, has any financial interest in any business or organization that is engaged in a prohibited form of gambling, whether within or without this state, except as specified. This bill would except from the application of this provision a person or entity that has been licensed in good standing as an owner of a gambling establishment for at least 5 years as of January 1, 2013, and that has obtained a financial interest in a gambling operation that is conducted only outside of the United States.

Organization Position Priority Assigned Subject
CARF

SB 398 (Galgiani D) Horse racing: charity days.

Current Text: Introduced: 2/20/2013 [pdf](#) [html](#)

Introduced: 2/20/2013

Status: 2/21/2013-From printer. May be acted upon on or after March 23.

2Year Dead	Desk	Policy	Fiscal	Floor	Desk	Policy	Fiscal	Floor	Conf. Conc.	Enrolled	Vetoed	Chaptered
	1st House					2nd House						

Summary: Current law requires each licensed racing association to be made to certain nonprofit corporations and organizations, and requires that at least 20% of the distributions go to charities associated with the horse racing industry. This bill, in addition to those required distributions, would authorize a separate distribution to be made to a nonprofit corporation or trust that has as its sole purpose the support of recognized fairs or the network of California fairs.

Organization Position Priority Assigned Subject
 CARF

[SB 472](#) **(Hill D) Gaming: licenses.**

Current Text: Introduced: 2/21/2013 [pdf](#) [html](#)

Introduced: 2/21/2013

Status: 2/21/2013-Introduced. Read first time. To Com. on RLS. for assignment.
 To print.

2Year Dead	Desk	Policy	Fiscal	Floor	Desk	Policy	Fiscal	Floor	Conf. Conc.	Enrolled	Vetoed	Chaptered
	1st House				2nd House							

Summary: The Gambling Control Act provides for the licensure of certain individuals and establishments involved in various gambling activities, and for the regulation of those activities, by the California Gambling Control Commission. This bill would require the application for certain licenses to be filed within 45 calendar days after receipt of an order of the commission.

Organization Position Priority Assigned Subject
 CARF

Total Measures: 11

Total Tracking Forms: 11

CALIFORNIA AUTHORITY OF RACING FAIRS

Board of Directors

Tuesday, June 2, 2009

Minutes

A meeting of the California Authority of Racing Fairs Board of Directors was held at 11:00 A.M., Tuesday, June 2, 2009. The meeting was conducted at the CARF Board Room, 1776 Tribute Road, Suite 205, Sacramento, California, 95815.

Board Directors attending: John Alkire. Joining by conference call: Vince Agnifili, Dan Jacobs and Kelly Violini.

Staff and Guests attending: Chris Korby, Larry Swartzlander, Heather Haviland, Tom Doutrich, Margot Wilson, Chris Carpenter, Debbie Cook, Stuart Titus, Mike Paluszak, Dave Elliott, Mike Treacy, Louie Brown and Raechelle Gibbons. Joining by conference call: Tawny Tesconi, Scott Grieve, Kate Phariss and Larry Ford.

Agenda Item 1 – Confirmation of September 1, 2009 for Next Meeting, Location to be Determined. The next CARF Board & Live Racing Committee meeting is scheduled for Tuesday, September 1, 2009, location to be determined.

Agenda Item 2 – Approval of Minutes. Mr. Agnifili moved to approve the meeting minutes as presented. Mr. Jacobs seconded, unanimously approved.

Agenda Item 3 – Discussion and Action, if any, on Legislative Matters. Mr. Brown reported that AB 1499 (Evans) and AB 734 (Hill) have passed the State Assembly and are waiting for action in the State Senate. AB 1499 (Evans) provides workmen's compensation coverage to Emerging Breed horsemen and AB 734 (Hill) would increase satellite commissions.

Mr. Brown reported that the focus at the Capitol is on California's \$25 billion deficit. Several ideas to generate revenue have been circulating including the sale of five California Fairgrounds. Senate pro tems are pushing all policy committees to conduct hearings regarding the reorganization and consolidation of government. Specific topics affecting Fairs will include the elimination of the California Department of Food and Agriculture, the functionality of Fairs and the elimination of various agricultural programs.

Mr. Treacy reported that F&E, WFA and affiliated JPA entities have scheduled weekly meetings to brainstorm ways to preserve the basic function of Fairs while accomplishing some of the Governor's Office and Legislature's budget goals.

Mr. Korby introduced documents in the meeting packet regarding CARF legislative positions in follow-up to SB 16XX and a memorandum of understanding regarding revenue shortfalls at SCOTWInc. Mr. Korby asked the CARF Board to endorse the objectives contained in the document titled "Legislative Program: Follow Up to SB 16XX, Background, Descriptions and Objectives." Significant positions in the document include restructuring pari-mutuel distributions (including ADW) by increasing conventional and exotic takeout 3% to benefit

Horsemen, satellites and create a capital improvement fund for tracks that intend to continue racing long term.

Current ideas being circulated in the racing industry could potentially exclude Fairs from new revenue streams. The Fairs need to be ready to offer a better solution that will benefit all parties.

Ms. Violini moved that the CARF Board adopt the positions outlined in the document titled "Legislative Program: Follow Up to SB 16XX, Background, Descriptions and Objectives," giving staff the foundation to move forward in SB 16XX clean-up negotiations. Mr. Jacobs seconded, unanimously approved.

Agenda Item 4 – Discussion and Action, if any, on Agency Disbursement of Racing Revenue to Fairs and Reimbursement of Racing Expenses by Fairs. Mr. Korby explained that for Live Racing Fairs, CARF is the conduit for distributing revenues generated as well as paying a large portion of operational expenses. At the end of the racing season, shared racing expenses (i.e. racing office equipment, signal distribution, staffing, etc.) are split amongst the racing Fairs via a pre-established formula and each Fair is invoiced for its share of the actual expenses.

This system has the potential for creating a cash flow problem for CARF if a Fair has received most of its racing commissions but fails to pay the invoice for actual expenses.

Staff has provided a 2009 projection for racing expenses and the Finance Committee recommends that CARF hold a dollar figure equal to 85% of the estimated expenses for each Fair from racing commissions until the season-end invoice is paid in full. The withholding will occur at the end of the Fair meet.

Mr. Titus stated that an 85% withholding would create a financial hardship for Humboldt County Fair, especially since commissions generated from ADW are typically paid late.

Mr. Jacobs moved that CARF withhold monies equal to 65% of a Fair's projected expenses from racing commissions until such time that the Fair pays the CARF invoice for actual racing expenses on a one-year trial basis. The withholding will be re-evaluated for 2010. Ms. Violini seconded, unanimously approved.

Agenda Item 5 – Discussion and Action, if any, on Harness Racing. Mr. Korby reported that the California Harness Horsemen's Association (CHHA) sent CARF a letter dated May 26, 2009 stating the association would like to initiate discussions regarding possible Harness racing opportunities and potential operators at CARF facilities other than Sacramento.

Mr. Alkire reported that he received a formal letter from Ben Kenney, President of CHHA Board of Directors, regarding racing dates, operator lease partnerships, purses, etc. Mr. Alkire forwarded the letter to Mr. Bartosik.

Mr. Elliott stated that on behalf of Mr. Bartosik and himself, Cal Expo appreciates the members of CARF sharing communication distributed from CHHA. Mr. Elliott reported that

**CARF RECOMMENDATION REGARDING 4-DAY RACING WEEKS AND THE PROJECTED
IMPACT ON CONSOLIDATED PURSE ACCOUNT IN 2012**

February 15, 2012

----- Original Message -----

From: [Christopher Korby](#)

To: [Tawny Tesconj](#) ; [Stuart Titus](#)

Cc: ['Rick Pickering'](#) ; ['Norb Bartosik'](#) ; ['Mike Paluszak'](#) ; ['Alkire, John'](#) ; ['Tom Sawyer'](#) ; ['John Burger'](#) ; ['Don Becker'](#) ; ['Cindy Olsen'](#) ; rchrldws@aol.com ; [Teejay Lowe](#) ; [Larry Swartzlander \(E-mail\)](#) ; [Tom Doutrich](#) ; [Heather Haviland](#)

Sent: **February 15, 2012 12:28 PM**

Subject: Re: 2012 and beyond purse program information

All,

As discussed at the CARF meeting on February 7, we are recommending that Fairs race four days a week for their 2012 meetings, except on those weeks around holidays. Specifically, we are recommending that Fairs not run on Wednesdays this summer.

This is not an easy recommendation for us to make, but it's dictated by circumstances and by necessity. I've listed some of the reasons for this recommendation below.

- The diminishing horse population in Northern California makes it more and more difficult to offer an attractive and competitive racing product more than four days a week to our fans and to the simulcast market out-of-state
- Running five days a week increases the risk of purse overpayments in the CARF Consolidated Purse Account (CPA). The liability for such a purse overpayment falls to Fairs.
- Wednesday as a simulcast-only day adds to purses and commissions without the expenses and liabilities of conducting live racing. This is shown in the spreadsheet *Wed Purse Overpayments*, which shows a swing from **\$53K in overpayments** (losses to CPA) to **\$109K additional purses generated by not racing on Wednesdays**. Simulcast-only on Wednesdays, as shown in this scenario, results in a swing of + \$163,000 to the Purse Account; the scenario is based on 2011 figures. Simulcast-only on Wednesdays also generates similar revenue into Fair commissions.
- Consolidation into four-day weeks makes those four remaining days better. Field size and handle will be stronger. We believe that it's better to not race on Wednesday so as to strengthen the cards and field size on Friday, Saturday and Sunday. In 2011, those Fairs that reduced racing days were able to offer a better quality and more profitable racing program.
- Last year CARF also made a recommendation to reduce racing days for 2011. Fairs that ran fewer days in 2011 **showed increases**. Those Fairs that did not follow CARF's recommendations and raced the same number of days as the prior year **showed decreases**. See attachment *Summary of Trends for 2011*.

- Santa Anita, Hollywood Park and Golden Gate Fields are presently scheduled to run four-day weeks for the foreseeable future.

Furthermore, the loss of funding for the Supplemental Purse Fund has taken away a financial safety net for our Consolidated Purse Account. The Consolidated Purse Account, which spreads the risk in purse obligations amongst all the Racing Fairs, is now the only "safety net" that protects individual Fairs from onerous overpayments. These new circumstances make it even more critical to maintain a balanced purse account now and in the future. Racing more than four days per week in 2012 will put us at risk of overpayments that could hurt profitability for everyone.

In order to protect the solvency of the Consolidated Purse Account, we will also be recommending a plan to protect the collective financial stake that Racing Fairs have as a group in the Purse Account. This fund is our last safety net; we need to protect it.

The plan we're working on now would include a recommendation that a Fair be obligated to accept financial responsibility for a decision contrary to a CARF recommendation, if that decision results in an overpayment liability to the Purse Account. In event that this occurs, we would recommend that a Fair be obliged to pay a premium back into the Purse Account at minimum equal to the overpayment that resulted from its decision. CARF collectively cannot accept the financial risk if an individual Fair chooses to turn down its recommendations regarding such a significant risk. The intent of our plan will be to protect the financial stake that we all hold in the Consolidated Purse Account.

Based on the projections we've done so far, racing four days a week in 2012 will also set us on a course to keep the Consolidated Purse Account solvent for the next three years. As noted above, careful management of our racing program and our existing Purse Account is the only safety net remaining against the risk of significant, even overwhelming, purse liabilities. Racing more than four days a week will take the Purse Account into precarious territory over the next few years. Now more than ever it's important that we make sound business decisions based on realistic analysis of all the information at hand.

CARF will continue to manage a racing program that emphasizes quality, safety and profitability. By moving to a four-day week, we will better be able to achieve these objectives at lesser financial risk of losses due to purse liabilities.

Best regards,
-Chris

Christopher Korby
Executive Director
California Authority of Racing Fairs

Santa Rosa Commissions - 2012		Total CA	Transferred	Date	Control #
15 days					
	7/25/2012	30,134.85			
	7/26/2012	36,743.09			
	7/27/2012	43,831.15			
	7/28/2012	73,398.68			
	7/29/2012	73,606.87			
dark	7/30/2012	0.00			
dark	7/31/2012	0.00			
	8/1/2012	38,120.18			
	8/2/2012	43,477.34			
	8/3/2012	50,887.80			
	8/4/2012	78,901.81			
	8/5/2012	75,378.24			
dark	8/6/2012	0.00			
dark	8/7/2012	0.00			
	8/8/2012	38,207.41			
	8/9/2012	36,866.85	556,364.01	8/10/2012	ACH081012
	8/10/2012	46,268.52			
	8/11/2012	71,323.62			
	8/12/2012	66,316.52	283,852.17	8/17/2012	ACH081712
	2011/2012 CHRB overage track portion	7,004.00			
	2011 Outs/Refunds	44,887.41	44,887.41	6/14/2012	ACH061412
628,000.00	Budget Excess 6%	133,301.19	133,301.19	9/17/2012	ACH091712
yearend	Expense Excess 6%	33,877.21			
yearend	on track expenses	(16,228.41)			
	Programs	11,790.00			
	Programs	12,566.25			
	Programs	12,303.00			
	2012 Out of State Comm	164,512.24			
	2012 Rights Fees	13,125.32			
yearend	2012 Misc Income	3,251.75			
	2012 Decoder Revenue	14,636.97			
	2012 ADW CA Dist	319,344.69	154,000.00	11/19/2012	ACH111912
	2012 ADW Export	37,426.27			
	rebate PMG	(1,771.39)	126,202.88	12/3/2012	ACH120312
yearend	2012 AB480	6,604.23			
	2012 AB509 Los Alamitos Australian	15,410.09			
	2012 Relocation Costs (Expense)	(10,454.55)			
	2011 Japan/Los Al/ Exp surplus	3,177.51			
			50,622.47	12/20/2012	ACH122012
			15,739.80	1/11/2013	ACH011113
			90,563.54	1/31/2013	ACH013113
	Total	1,618,320.70	1,455,533.47		
	Due		162,787.23		
	Out of State not collected		(56,300.00)		
	Oct-Dec Billback estimates		(38,000.00)		
	Decoder not collected		0.00		
	Rights Fee not collected		50.00		
	Purse Overpayment Wednesday		(511,883.00)		
	AB480 not collected		(56,604.23)		
			0.00		



Sonoma County Fair 2012						
	Appy	Arabian	Mules	Qtr	TB	Total
Generated Live	0.00	9,373.35	18,581.66	12,857.04	491,055.67	531,867.72
Generated Live 1072	0.00	2,520.26	5,257.99	3,413.52	121,517.54	132,709.31
Out of Zone	0.00	3,280.10	6,574.66	4,487.20	168,939.47	183,281.43
Out of Zone 1072	0.00	1,539.56	3,085.91	2,106.13	79,294.23	86,025.84
Interstate	0.00	3,848.39	7,713.75	5,264.63	198,209.15	215,035.93
International	0.00	858.16	1,720.10	1,173.97	44,198.87	47,951.09
AB509 Australian Los Alamitos	0.00	275.79	552.79	377.28	14,204.23	15,410.09
Non-Merg Purse,	0.00	234.90	470.83	321.34	12,098.25	13,125.32
CHRB surplus 2011/2012 FY	0.00	125.35	251.25	171.48	6,455.93	7,004.00
ABI418 Outs	0.00	803.33	1,610.20	1,098.96	41,374.93	44,887.41
Misc Revenue	0.00	58.19	116.65	79.61	2,997.29	3,251.75
Decoder Revenue	0.00	261.95	525.06	358.35	13,491.61	14,636.97
	0.00	0.00	0.00	0.00	0.00	0.00
ADW (CA Residents)		495.56	852.77	1,232.97	315,655.74	318,237.04
ADW (1072)		86.29	231.93	109.89	54,882.75	55,310.86
ADW (Exports)		528.66	884.75	462.96	35,549.89	37,426.26
ADW exports (1072)	0.00	190.32	315.99	166.04	12,666.15	13,338.50
W/C Refund						0.00
AB480 Distribution					6,604.22	6,604.22
Budget Excess	0.00	2,385.63	4,781.77	3,263.56	122,870.23	133,301.19
Expense Excess	0.00	606.28	1,215.24	829.40	31,226.28	33,877.21
Over/Under Prior Yr						0.00
Total Generated	0.00	27,472.07	54,743.28	37,774.33	1,773,292.45	1,893,282.13
NTRA Mktg	0.00	0.00	0.00	0.00	2,957.39	2,957.39
Purses Paid		21,512.00	51,528.00	35,255.20	1,825,616.00	1,933,911.20
TOC Maiden Bonus					17,642.88	17,642.88
Assoc Fees (minus 1072)	0.00	2,183.36	4,324.16	1,207.90	42,938.00	50,653.42
Total Paid	0.00	23,695.36	55,852.16	36,463.10	1,889,154.27	2,005,164.89
(Over) Under	0.00	3,776.71	(1,108.88)	1,311.23	(115,861.82)	(111,882.76)
Starter Purse	0.00	(1,400.00)	(3,350.00)	(1,700.00)	(41,650.00)	(48,100.00)
Participation purses					(36,530.00)	(36,530.00)
Sonoma County Fair 2012						
			Owners/Breeders Distributions			
	Appy	Arabian	Mules	Qtr	TB	Total
Live Breeders	0.00	622.63	1,265.35	870.98	34,543.14	37,302.10
Intra Breeders	0.00	414.91	831.65	567.60	21,369.71	23,183.87
Inter Breeders	0.00	557.23	1,116.91	762.29	28,699.71	31,136.14
Int'l Breeders	0.00	106.19	212.84	145.27	5,469.11	5,933.41
RFee Breeders	0.00	16.10	32.26	22.02	828.99	899.37
ADW Breeders(CA)	0.00	51.86	89.24	129.03	33,032.21	33,302.34
ADW Breeders(Exports)		32.70	54.73	28.64	2,198.97	2,315.04
	0.00	1,801.61	3,602.99	2,525.83	126,141.84	134,072.27
Live Owners	0.00	143.56	295.33	357.11	3,537.76	4,333.76
Intra Owners	0.00	58.92	118.10	80.60	3,034.56	3,292.18
Inter Owners	0.00	79.13	158.61	108.25	4,075.46	4,421.44
Int'l Owners	0.00	15.08	30.23	20.63	776.67	842.61
	0.00	296.69	602.26	566.59	11,424.46	12,889.99



San Joaquin, Alameda, State Fair, Sonoma, Humboldt & Fresno Meets					2012 Actual	2012 Proj
2012 Consolidated Fair Purse Report					Over/Under	Over/Under
For Internal Use Only					Payment	Payment
Live Race Purses Paid Per Paymaster						
Racing Fair Host Meet	Arabian	Mule	Quarter Horse	Thoroughbred		
Alameda	11,021.33	2,545.56	4,505.53	(21,677.81)	(3,605.39)	(216,358.00)
State Fair	5,419.80	2,994.82	3,313.85	61,759.07	73,487.54	3,813.00
Sonoma	3,776.71	(1,108.88)	1,311.23	(115,861.82)	(111,882.76)	(274,363.00)
Humboldt	(1,963.57)	(8,963.26)	933.42	17,987.09	7,993.68	(41,835.00)
San Joaquin	(8,076.10)	(3,553.09)	5,882.34	(16,024.57)	(21,764.86)	\$161,623.00
Fresno	(13,106.63)	3,548.73	(12,761.90)	(50,235.91)	(72,555.71)	45,137.00
2011 Over/Under Payments	(6,894.71)	(17,493.08)	(892.72)	71,683.83	46,403.32	
2012 Racing Fair Host Totals	(9,823.17)	(22,029.20)	2,291.75	(52,370.12)	(81,924.18)	-\$321,983.00
Overpayment Savings						
Purse Overpayments/under						
	Live Racing	Simo Only				
Santa Rosa						
Wed, 25 Jul	-\$39,428	\$27,000		Thu, Jul 26	-19362	
Wed, 1 Aug	-\$6,085	\$27,000		Thu, Aug 2	14654	
Wed, 8 Aug	-\$13,333	\$27,000		Thu Aug 9	-16566	
	-\$58,846	\$81,000	\$139,846		-21274	
Stockton						
Thu, 20 Sep	-\$50,329	\$9,000				
Thu, 27 Sep	-\$48,356	\$9,000				
	-\$98,685	\$18,000	\$116,685			
Fresno						
Monday, 8 Oct	-\$26,257	\$9,000	\$35,257			
Pln						
Thu, Jul 5	-\$15,224	\$9,000	\$24,224			
Total Overpayment	-\$199,012	\$117,000				
Total Purse Loss			\$316,012			
(w Santa Rosa Wednesdays)						
Total Purse Loss			\$329,289			
(w/Santa Rosa Thursdays)						
Updated Jan 28, 2013						

**CALIFORNIA AUTHORITY OF RACING FAIRS
BALANCE SHEET
December 31, 2012**

IX.

ASSETS

	CURRENT YTD	PRIOR YTD
	12/31/12	12/31/11
Current Assets		
CASH - LAIF & INVESTMENTS	1,256,057	267,402
CASH - OPERATING/MM	312,679	2,453,797
CASH - TRUST & TOC	1,178,023	1,158,399
MARKETABLE SECURITIES	2,476,282	2,420,128
A/R - DUES	27,103	31,354
A/R - PROGRAMS	47,484	25,604
A/R - RACING FAIRS	291,321	126,322
A/R - ERF/OTHER A/R	383,816	1,256,618
PREPAIDS/DEPOSITS	54,283	62,773
OPEB ASSETS	89,564	89,564
Total Current Assets	6,116,613	7,891,960
Fixed Assets		
AUTOMOBILE	62,571	34,040
FURNITURE & EQUIPMENT	259	926
COMPUTER HARDWARE/SOFTWARE	5,182	6,315
TRACK EQUIPMENT	150,234	150,234
Total Fixed Assets (Net of Depr.)	218,246	191,515
TOTAL ASSETS	6,334,859	8,083,475

LIABILITIES & NET ASSETS

Current Liabilities		
A/P & WITHHOLDINGS	772,251	1,355,025
A/P - PROGRAM ROYALTIES TO HOST	27,947	54,471
RACING DISTRIBUTIONS	517,256	164,493
PURSES	575,162	1,153,138
TRACK SAFETY/MAINT.	223,921	426,164
INFOTEXT UPGRADE	0	0
CMC HORSEMENS PROGRAMS	11,855	0
LOU-1 - TIMING/TRACK SURFACE/AREA ENHANC	0	0
LOU-2 - SPECIAL EVENT CENTERS	0	0
LOU-3 - SATELLITE SURVEY/TURF STUDY	0	0
EQUIPMENT REPLACEMENT FUND	0	0
LOU-5 - SYMPOSIUM	3,805	3,805
MINI SATELLITE FUNDS	500,905	503,436
CAPITAL IMPROVEMENT FUND	150,420	75,164
Total Current Liabilities	2,783,523	3,735,696
Non-Current Liabilities		
CHRIMS FUNDS	92,348	91,661
CHANGE FUND	1,014,000	1,014,000
FAIRS - EQUIP REPLACEMENT FUNDS	1,523,273	2,122,079
Total Non-Current Liabilities	2,629,621	3,227,739
TOTAL LIABILITIES	5,413,144	6,963,436
Net Assets		
FUND EQUITY	969,806	709,681
F&E Net Assets	150,234	150,234
CARF@GG	0	0
RETIREMENT CONTINGENCY	0	0
NET INCOME/LOSS	(198,324)	260,125
Total Net Assets	921,716	1,120,040
TOTAL LIABILITIES & NET ASSETS	6,334,859	8,083,475

Racing Fair

Financial _____

Highlights 2012



Total Conventional & ADW Handle

\$125 million

Revenue Distributed by CARF

\$26 million

Total Commissions

\$5.9 million

Total Purses

\$7.2 million



	Total	PLN	SAC	SR	FER	STK	FNO
Revenue							
Takeout & Other Revenue	25,534,120	6,661,347	3,767,148	6,652,190	1,667,949	2,829,696	3,955,790
Commissions							
Total Commissions	5,906,506	1,558,336	890,101	1,311,189	545,023	653,881	947,976
Purses							
Total Purses	7,246,134	1,894,882	1,142,729	1,898,668	455,472	759,582	1,094,801
Distributions							
F&E Fund 19614d/License Fees	206,482	54,053	21,368	55,456	12,217	25,311	38,077
F&E Recapture	31,797	8,654	4,612	8,573	1,706	3,132	5,120
CHRB Support	403,131	110,172	58,381	108,520	21,601	39,644	64,813
Commingle Guest O/S	5,070,998	1,366,569	605,760	1,561,356	227,325	485,802	824,186
Interstate Host	894,616	234,117	145,284	226,444	43,132	120,887	124,752
Location Fee	1,500,929	382,358	253,760	381,884	91,525	179,955	211,447
Promotion	141,931	35,833	22,742	37,276	7,477	17,597	21,006
City/County	222,060	57,563	32,817	58,636	12,054	25,475	35,515
Stabling/Vanning	709,644	179,162	113,706	186,377	37,386	87,985	105,028
Equine Lab	67,292	17,444	9,945	17,768	3,653	7,720	10,762
Owners	49,037	12,640	7,173	12,890	2,700	5,696	7,938
Breeders	503,963	128,967	77,163	133,662	29,807	57,931	76,433
CHRIMS	28,386	7,167	4,548	7,455	1,495	3,520	4,201
Other ADW Distributions	279,129	51,172	34,740	84,459	28,404	36,243	44,111
NCOTW Simulcast Expense Fund	2,266,856	560,972	341,575	560,246	146,423	318,854	338,786



CALIFORNIA FAIRS SATELLITE NETWORK

PARI-MUTUEL HANDLE & DISTRIBUTIONS (LIVE & SIMULCAST)

1987-2011

Handle & Distributions Figures Do Not Include Advanced Deposit Wagering (ADW).

Detailed Distribution Report
 01/01/1987 -
 Date Range: 12/31/2011
 Race Type: All Races
 Hosts: All Hosts
 Locations: All Locations
 Tracks: All Tracks
 Report By: Location
 Location Types: California

Location	Handle	License Fee	CHRB Support	F & E	City Tax	Equine	Workers Comp	Satellite Location	Expense Fund	Promotion	Chrims	Van Stable	Proxy Fees	Track	Purses	SB1072	Owners	Breeders Sires	To Out of State Tracks
Anderson	80,326,332	1,735,350	21,782	107,492	259,350	79,876	35,889	1,561,052	2,590,031	375,187	665	477,976	5	3,573,453	3,554,070	11,720	73,688	353,553	485,662
Bakersfield	332,889,862	7,195,451	80,071	286,427	1,078,953	324,000	144,536	6,521,346	11,585,888	1,898,923	3,119	1,870,351	27,400	14,786,473	14,721,231	46,641	253,305	1,432,857	1,560,638
Eureka	50,441,318	1,136,636	1,498	64,349	162,942	49,268	19,097	963,000	1,530,973	239,657	0	282,824	0	2,210,479	2,202,696	0	45,955	221,303	309,455
Ferndale	24,253,924	237,130	12,174	216,928	57,407	17,122	17,917	88,856	270,195	17,584	84	34,457	16	1,811,479	1,933,428	9,984	22,310	102,365	21,031
Fresno	538,571,201	11,525,428	119,225	1,627,752	1,750,322	468,796	207,180	8,371,971	14,577,681	2,180,333	2,722	2,092,976	19,666	27,777,158	28,296,042	71,522	464,513	2,248,679	1,919,004
Fresno Club One	57,316,755	536,659	42,092	40,307	187,477	57,332	62,799	1,139,563	2,208,314	230,978	1,612	422,308	11,622	2,887,194	2,897,736	23,633	34,404	287,018	593,630
Imperial	63,558	1,310	0	0	2	64	0	1,084	1,355	217	0	303	0	2,631	2,593	0	38	293	1,915
Lake Perris	427,495,310	8,809,745	280,714	299,350	1,392,429	427,509	349,298	8,443,556	12,964,749	2,143,619	6,266	2,969,499	32,690	20,302,762	20,177,793	126,913	325,512	2,051,114	2,747,504
Lakeport	100,835	1,281	0	33	0	101	0	1,737	2,522	347	0	608	0	4,258	4,304	0	61	462	2,680
Lancaster	449,439,696	10,276,825	287,994	284,420	1,469,915	449,030	302,550	8,907,423	14,124,713	2,793,460	6,872	3,177,612	51,612	20,600,824	20,448,357	117,243	330,302	2,070,048	2,524,441
Merced	131,242	1,623	0	41	0	131	0	2,309	3,535	462	0	808	0	5,700	5,721	0	81	611	3,377
Mobile Unit	2,578,629	81,157	0	2,675	2,952	2,518	0	50,882	73,558	19,517	0	17,032	0	92,785	90,371	0	2,414	9,890	4,888
Monterey	321,483,483	6,086,931	86,724	293,002	1,043,884	320,172	154,657	6,300,773	11,719,882	1,582,997	3,680	1,602,658	39,355	15,075,852	15,035,434	50,941	257,078	1,412,750	2,171,679
Paso Robles	790,507	16,733	0	108	176	791	0	14,170	17,078	3,045	0	4,087	0	34,178	33,705	0	535	3,652	18,335
Pleasanton	1,439,548,074	26,266,464	532,315	2,927,869	4,676,666	1,338,988	825,038	24,304,043	45,181,546	5,527,227	17,198	7,617,220	158,214	72,998,837	73,974,704	307,418	1,192,543	6,401,708	8,207,819
Pomona	1,715,548,666	38,591,766	1,259,981	4,527,320	5,612,065	1,511,154	1,220,104	25,793,425	39,541,328	6,195,668	27,963	9,659,712	215,284	93,034,165	94,470,984	518,753	1,449,127	7,788,438	8,650,237
Sacramento	1,324,635,197	23,159,271	357,089	1,862,194	2,312,092	1,212,454	704,952	20,763,303	38,722,144	4,802,672	11,743	5,873,365	71,154	71,752,423	71,419,207	183,177	900,007	7,183,355	6,833,502
San Bernardino	1,386,571,292	35,601,264	532,143	819,773	4,534,633	1,384,410	652,918	27,436,466	42,104,794	9,723,308	11,960	9,938,707	65,693	61,023,804	60,350,493	233,765	1,094,863	6,116,804	5,850,656
San Jose	1,100,491,878	18,574,360	418,399	1,063,714	3,580,078	1,097,416	650,709	21,638,622	41,552,108	5,066,391	16,574	6,029,697	207,780	52,105,055	52,182,653	242,133	849,580	4,966,150	7,703,544
San Mateo	256,109,303	837,529	908,765	217,438	840,638	256,111	472,980	5,165,625	9,929,623	954,813	33,624	2,563,299	271,320	12,819,269	12,867,715	528,458	152,083	1,360,120	3,437,649
Santa Barbara	305,518,466	8,556,013	17,756	273,058	495,865	295,272	103,208	6,028,195	8,689,892	1,980,057	0	1,925,164	1,101	13,325,353	13,090,997	0	264,746	1,315,830	1,330,918
Santa Maria	241,413,382	6,252,744	87,383	210,121	787,001	236,904	103,347	4,758,888	6,885,375	1,490,336	1,493	1,611,461	3,326	10,690,951	10,530,839	27,883	203,092	1,072,886	1,140,910
Santa Rosa	661,991,173	13,118,803	186,913	1,961,396	2,153,748	584,091	322,581	9,754,458	18,336,772	2,337,627	5,188	2,798,135	49,600	35,146,399	35,900,668	113,906	560,017	2,841,800	3,024,369
Shalimar (Indio)	296,321,883	7,984,659	107,392	162,512	967,720	295,810	134,188	5,844,043	8,452,383	2,119,676	2,263	2,214,636	1,905	12,914,178	12,730,672	54,849	243,544	1,301,389	1,276,367
Sonora	151,478	2,191	0	19	0	151	0	2,636	3,394	558	0	903	0	6,581	6,671	0	116	680	3,659
Stockton	745,344,897	14,059,003	215,688	1,347,579	2,425,929	695,804	392,985	13,406,071	24,846,497	3,124,640	7,767	3,664,931	89,256	36,579,378	36,825,755	122,654	602,297	3,270,737	4,146,346
Surfside Race Place	2,276,102,789	59,597,875	942,197	988,188	7,427,714	2,273,020	1,073,728	44,893,519	63,720,400	15,498,650	21,001	17,328,335	120,507	99,418,199	97,987,455	403,728	1,897,237	10,185,620	11,833,875
Tulare	125,718,798	2,593,228	40,135	148,980	405,778	125,313	56,532	2,447,118	4,211,680	601,268	1,348	784,119	2,193	5,593,650	5,569,079	24,303	109,921	556,833	778,061
Turlock	177,509,805	2,753,210	95,868	193,246	572,104	177,425	122,780	3,453,798	5,917,010	682,901	3,185	1,331,506	1,785	8,463,774	8,476,923	56,466	151,962	838,700	1,577,598
Vallejo	617,363,414	11,094,894	197,832	1,396,380	1,259,100	561,746	345,063	10,267,781	20,092,206	2,396,382	7,412	3,001,104	99,222	32,261,765	32,731,278	119,662	497,708	2,721,119	3,546,622
Ventura	1,040,507,473	25,678,695	522,770	739,757	3,396,556	1,039,373	529,195	20,559,521	30,709,799	6,600,249	11,347	7,522,199	46,630	47,117,735	46,548,065	205,571	848,722	4,694,887	5,577,424
Victorville	305,484,368	7,090,111	122,268	190,910	998,379	305,229	185,341	6,044,453	9,693,570	1,897,966	2,929	1,999,574	31,993	13,949,882	13,857,336	55,189	223,955	1,392,410	1,638,781
Yuba City	137,875	1,998	0	26	0	138	0	2,329	3,183	501	0	800	0	5,843	5,825	0	111	591	4,032
TOTALS	16,302,352,865	349,456,337	7,477,167	22,253,364	49,851,874	15,587,519	9,189,572	294,932,014	490,264,178	82,487,215	208,014	98,818,367	1,619,331	788,372,463	788,930,799	3,656,513	13,051,827	74,204,650	88,926,609

California Authority of Racing Fairs
Agency Income Statement
Preliminary
December 31, 2012

	2010	2011	2010	2011	2012	2012	2012	2012
	Year End	Year End	YTD	YTD	YTD	Annual	Budget	% Budget
	Actual	Actual	Actual	Actual	Actual	Budget	Variance	
Revenue:								
Other Revenue	(2,326)	981	-2,326	981	82	0	82	0%
Interest Income	18,003	14,756	18,003	14,756	9,141	15,000	(5,859)	61%
Member Dues	290,107	288,330	290,107	288,330	270,062	260,593	9,469	104%
CARF South Prog Admin Fee	21,256	18,333	21,256	18,333	18,841	21,038	(2,197)	90%
CARF Projects Admin Fee	141,872	442,753	141,872	442,753	0	0	0	0%
CARF Live Racing Admin Fee	108,854	157,607	108,854	157,607	130,965	138,201	(7,236)	95%
Total Revenue	577,767	922,760	577,767	922,760	429,089	434,832	(5,742)	99%
Expenses:								
Salaries	241,506	310,701	241,506	310,701	252,731	222,959	(29,772)	113%
Employee Benefits	18,890	41,866	18,890	41,866	27,515	34,900	7,385	79%
Post Retirement Benefits	33,688	35,083	33,688	35,083	44,884	35,000	(9,884)	128%
Payroll Taxes	12,529	14,970	12,529	14,970	7,171	11,500	4,329	62%
Accounting Costs	17,272	23,384	17,272	23,384	16,579	16,250	(329)	102%
Audit Services	6,375	8,925	6,375	8,925	9,485	6,375	(3,110)	149%
Contracted Services	10,435	3,574	10,435	3,574	11,770	3,000	(8,770)	392%
Depreciation	11,985	12,634	11,985	12,634	17,369	11,000	(6,369)	158%
Dues & Subscriptions	11,952	1,819	11,952	1,819	2,640	2,000	(640)	132%
Insurance Expense	37,127	38,772	37,127	38,772	44,196	41,000	(3,196)	108%
Legal Expenses	21,720	8,009	21,720	8,009	52,743	12,500	(40,243)	422%
Legislative Expenses	53,796	56,144	53,796	56,144	53,344	55,000	1,656	97%
Meetings Expense	6,852	3,782	6,852	3,782	2,189	5,000	2,811	44%
Misc. (Ag Day Sponsor)	2,010	51	2,010	51	326	0	(326)	0%
Postage & Shipping	3,117	3,960	3,117	3,960	3,849	3,600	(249)	107%
Rent (Tribute Road)	38,265	35,770	38,265	35,770	35,770	35,770	0	100%
Repairs & Maintenance	674	328	674	328	0	1,000	1,000	0%
Telephone Expense	9,492	11,451	9,492	11,451	9,409	10,000	591	94%
Training	895	1,139	895	1,139	350	2,500	2,150	14%
Travel Expense	27,226	23,817	27,226	23,817	25,958	22,500	(3,458)	115%
Total Expenses	604,340	666,795	604,340	666,795	657,362	558,354	(99,008)	118%
Agency Income (Loss)	(26,573)	255,965	(26,573)	255,965	(228,272)	(123,523)	(104,750)	
Southern Prog Income (Loss)	8,153	4,160	8,153	4,160	29,948	2,963	22,593	
Total Bal Sheet Net Income (L)	(18,420)	260,125	(18,420)	260,125	(198,324)	(120,560)	(82,157)	

California Authority of Racing Fairs
Southern Region Income Statement
Preliminary
December 31, 2012

	2010	2011	2010	2011	2012	2012	2012	2012
	Year End	Year End	YTD	YTD	YTD	Annual	Budget	% Budget
	Actual	Actual	Actual	Actual	Actual	Budget	Variance	
Program Revenue:								
Program Sales	285,716	254,468	285,716	254,468	255,103	280,500	(25,397)	91%
Other Revenue	0	0	0	0	0	0	0	0%
Royalties/Fees Due Host	(256,307)	(231,975)	(256,307)	(231,975)	(206,314)	(256,500)	50,186	80%
Total Revenue	29,409	22,493	29,409	22,493	48,789	24,000	24,789	203%
Expenses:								
Legal Expenses	0	0	0	0	0	0	0	0%
Meetings Expense	0	0	0	0	0	0	0	0%
Misc Exp.(Storage)	0	0	0	0	0	0	0	0%
Office Supplies	0	0	0	0	0	0	0	0%
Paper Expense	0	0	0	0	0	0	0	0%
Postage & Shipping	0	0	0	0	0	0	0	0%
Printing Supplies	0	0	0	0	0	0	0	0%
Rent & Utility Expenses	0	0	0	0	0	0	0	0%
Repairs & Maintenance	0	0	0	0	0	0	0	0%
Travel Expense	0	0	0	0	0	0	0	0%
Operating Income (Loss)	29,409	22,493	29,409	22,493	48,789	24,000	24,789	203%
CARF Admin Fee	21,256	18,333	21,256	18,333	18,841	21,038	2,197	90%
Rebate								
Income (Loss)	8,153	4,160	8,153	4,160	29,948	2,963	22,593	1011%

**California Authority of Racing Fairs
Project Management Income Statement
Preliminary
December 31, 2012**

	2010	2011	2010	2011	2012	2012	2012	2012
	Year End	Year End	YTD	YTD	YTD	Annual	Budget	% Budget
	Actual	Actual	Actual	Actual	Actual	Budget	Variance	
Revenue:								
CARF Admin Fee	141,872	442,753	141,872	442,753	0	0	0	0%
Project Management	85,559	0	85,559	0	0	0	0	0%
Total Revenue	227,432	442,753	227,432	442,753	0	0	0	0%
Expenses:								
Salaries Expense	63,396	0	63,396	0	0	0	0	0%
Employee Benefits	8,538	0	8,538	0	0	0	0	0%
Payroll Taxes	3,076	0	3,076	0	0	0	0	0%
Accounting Costs	6,620	0	6,620	0	0	0	0	0%
Audit Services	2,550	0	2,550	0	0	0	0	0%
Automobile Expense	0	0	0	0	0	0	0	0%
Contracted Services	0	0	0	0	0	0	0	0%
Telephone Expense	754	0	754	0	0	0	0	0%
Misc. Storage	558	0	558	0	0	0	0	0%
Total Expenses	85,559	0	85,559	0	0	0	0	0%
CARF Admin Fee	141,872	442,753	141,872	442,753	0	0	0	0%

**California Authority of Racing Fairs
Live Racing Income Statement
Preliminary**

December 31, 2012

	2009 = 79dys	2010 = 64 days	2011=58days		2012= 61days			
	2010	2011	2010	2011	2012	2012	2012	2012
	Year End	Year End	YTD	YTD	YTD	Annual	Budget	% Budget
	Actual	Actual	Actual	Actual	Actual	Budget	Variance	
Revenues:								
Change Fund Admin Fee	14,074	5,161	14,074	5,161	9,392	15,000	(5,608)	63%
Racing Fairs Admin Fee	69,032	69,945	69,032	69,945	77,893	78,201	(308)	100%
Supp Purses Admin Fee	22,000	82,500	22,000	82,500	45,000	45,000	0	100%
NCOTWINC Reimbursement	29,000	29,000	29,000	29,000	25,000	29,000	(4,000)	86%
Racing Fairs Reimbursement	1,003,686	932,602	1,003,686	932,602	1,038,743	1,042,681	(3,938)	100%
Advertising Revenue	4,550	2,500	4,550	2,500	4,100	4,000	100	103%
Total	1,142,343	1,121,708	1,142,343	1,121,708	1,200,128	1,213,882	(13,754)	99%
Expenses:								
Salaries	255,146	275,424	255,146	275,424	356,880	295,750	(61,130)	121%
Employee Benefits	46,948	48,505	46,948	48,505	41,443	44,278	2,835	94%
Payroll Taxes	13,103	12,669	13,103	12,669	15,317	10,928	(4,389)	140%
Accounting Costs	43,035	42,255	43,035	42,255	49,394	48,750	(644)	101%
Audit Services	25,323	16,575	25,323	16,575	17,615	19,125	1,510	92%
Automobile Expense	64	0	64	0	40	2,000	1,960	2%
Dues & Subscriptions, NTRA	10,109	0	10,109	0	0	1,000	1,000	0%
Legal Expenses	8,734	605	8,734	605	811	5,000	4,189	16%
Meetings Expense	3,440	740	3,440	740	870	2,000	1,130	43%
Misc. Exp (Storage,Bank fee)	0	0	0	0	339	0	(339)	0%
Telephone Expense	3,924	3,051	3,924	3,051	5,794	3,500	(2,294)	166%
Travel Expense	29,898	34,340	29,898	34,340	40,923	35,000	(5,923)	117%
Sub-Totals	439,725	434,164	439,725	434,164	529,427	467,331	(62,096)	113%
Racing Support Services:								
Announcer	23,904	17,850	23,904	17,850	22,800	23,850	1,050	96%
Condition Bk/Program Cover	15,245	15,748	15,245	15,748	15,575	20,000	4,425	78%
Racing Operations Support	78,325	57,834	78,325	57,834	66,054	90,000	23,946	73%
TC02 Testing	7,425	6,940	7,425	6,940	6,915	10,000	3,085	69%
Marketing/Web Devel	3,901	160	3,901	160	120	3,000	2,880	4%
Network Management	1,548	2,641	1,548	2,641	260	500	240	52%
Paymaster Operations	8,106	6,044	8,106	6,044	7,383	7,500	117	98%
Program Production	179,004	171,503	179,004	171,503	179,919	205,000	25,081	88%
Racing Office System	43,739	26,406	43,739	26,406	38,120	40,000	1,880	95%
Recruitment	31,108	13,654	31,108	13,654	13,712	15,000	1,288	91%
Jumbo Screen	126,250	104,550	126,250	104,550	114,750	110,000	(4,750)	104%
Supplies	15,964	11,296	15,964	11,296	13,326	15,000	1,674	89%
Tattooing	17,200	18,901	17,200	18,901	15,973	20,000	4,027	80%
Timing/Clocker	22,805	0	22,805	0	0	0	0	0%
Transportation	2,150	1,711	2,150	1,711	1,915	3,500	1,585	55%
TV Production/Simulcast	17,088	74,701	17,088	74,701	42,916	45,000	2,084	95%
Sub-Totals	593,763	529,938	593,763	529,938	539,737	608,350	68,613	89%
Total Expenses	1,033,488	964,102	1,033,488	964,102	1,069,164	1,075,681	6,517	99%
CARF Admin Fee	108,854	157,607	108,854	157,607	130,965	138,201	7,236	95%

2015 (United States)

January						
Su	Mo	Tu	We	Th	Fr	Sa
				1	2	3
4	5	6	7	8	9	10
11	12	13	14	15	16	17
18	19	20	21	22	23	24
25	26	27	28	29	30	31

February						
Su	Mo	Tu	We	Th	Fr	Sa
1	2	3	4	5	6	7
8	9	10	11	12	13	14
15	16	17	18	19	20	21
22	23	24	25	26	27	28

March						
Su	Mo	Tu	We	Th	Fr	Sa
1	2	3	4	5	6	7
8	9	10	11	12	13	14
15	16	17	18	19	20	21
22	23	24	25	26	27	28
29	30	31				

April						
Su	Mo	Tu	We	Th	Fr	Sa
			1	2	3	4
5	6	7	8	9	10	11
12	13	14	15	16	17	18
19	20	21	22	23	24	25
26	27	28	29	30		

May						
Su	Mo	Tu	We	Th	Fr	Sa
					1	2
3	4	5	6	7	8	9
10	11	12	13	14	15	16
17	18	19	20	21	22	23
24	25	26	27	28	29	30
31						

June						
Su	Mo	Tu	We	Th	Fr	Sa
	1	2	3	4	5	6
7	8	9	10	11	12	13
14	15	16	17	18	19	20
21	22	23	24	25	26	27
28	29	30				

July						
Su	Mo	Tu	We	Th	Fr	Sa
			1	2	3	4
5	6	7	8	9	10	11
12	13	14	15	16	17	18
19	20	21	22	23	24	25
26	27	28	29	30	31	

August						
Su	Mo	Tu	We	Th	Fr	Sa
						1
2	3	4	5	6	7	8
9	10	11	12	13	14	15
16	17	18	19	20	21	22
23	24	25	26	27	28	29
30	31					

September						
Su	Mo	Tu	We	Th	Fr	Sa
		1	2	3	4	5
6	7	8	9	10	11	12
13	14	15	16	17	18	19
20	21	22	23	24	25	26
27	28	29	30			

October						
Su	Mo	Tu	We	Th	Fr	Sa
				1	2	3
4	5	6	7	8	9	10
11	12	13	14	15	16	17
18	19	20	21	22	23	24
25	26	27	28	29	30	31

November						
Su	Mo	Tu	We	Th	Fr	Sa
1	2	3	4	5	6	7
8	9	10	11	12	13	14
15	16	17	18	19	20	21
22	23	24	25	26	27	28
29	30					

December						
Su	Mo	Tu	We	Th	Fr	Sa
		1	2	3	4	5
6	7	8	9	10	11	12
13	14	15	16	17	18	19
20	21	22	23	24	25	26
27	28	29	30	31		

2014 (United States)

January						
Su	Mo	Tu	We	Th	Fr	Sa
			1	2	3	4
5	6	7	8	9	10	11
12	13	14	15	16	17	18
19	20	21	22	23	24	25
26	27	28	29	30	31	

February						
Su	Mo	Tu	We	Th	Fr	Sa
						1
2	3	4	5	6	7	8
9	10	11	12	13	14	15
16	17	18	19	20	21	22
23	24	25	26	27	28	

March						
Su	Mo	Tu	We	Th	Fr	Sa
						1
2	3	4	5	6	7	8
9	10	11	12	13	14	15
16	17	18	19	20	21	22
23	24	25	26	27	28	29
30	31					

April						
Su	Mo	Tu	We	Th	Fr	Sa
		1	2	3	4	5
6	7	8	9	10	11	12
13	14	15	16	17	18	19
20	21	22	23	24	25	26
27	28	29	30			

May						
Su	Mo	Tu	We	Th	Fr	Sa
				1	2	3
4	5	6	7	8	9	10
11	12	13	14	15	16	17
18	19	20	21	22	23	24
25	26	27	28	29	30	31

June						
Su	Mo	Tu	We	Th	Fr	Sa
1	2	3	4	5	6	7
8	9	10	11	12	13	14
15	16	17	18	19	20	21
22	23	24	25	26	27	28
29	30					

July						
Su	Mo	Tu	We	Th	Fr	Sa
		1	2	3	4	5
6	7	8	9	10	11	12
13	14	15	16	17	18	19
20	21	22	23	24	25	26
27	28	29	30	31		

August						
Su	Mo	Tu	We	Th	Fr	Sa
					1	2
3	4	5	6	7	8	9
10	11	12	13	14	15	16
17	18	19	20	21	22	23
24	25	26	27	28	29	30
31						

September						
Su	Mo	Tu	We	Th	Fr	Sa
	1	2	3	4	5	6
7	8	9	10	11	12	13
14	15	16	17	18	19	20
21	22	23	24	25	26	27
28	29	30				

October						
Su	Mo	Tu	We	Th	Fr	Sa
			1	2	3	4
5	6	7	8	9	10	11
12	13	14	15	16	17	18
19	20	21	22	23	24	25
26	27	28	29	30	31	

November						
Su	Mo	Tu	We	Th	Fr	Sa
						1
2	3	4	5	6	7	8
9	10	11	12	13	14	15
16	17	18	19	20	21	22
23	24	25	26	27	28	29
30						

December						
Su	Mo	Tu	We	Th	Fr	Sa
	1	2	3	4	5	6
7	8	9	10	11	12	13
14	15	16	17	18	19	20
21	22	23	24	25	26	27
28	29	30	31			

2013 (United States)

January						
Su	Mo	Tu	We	Th	Fr	Sa
		1	2	3	4	5
6	7	8	9	10	11	12
13	14	15	16	17	18	19
20	21	22	23	24	25	26
27	28	29	30	31		

February						
Su	Mo	Tu	We	Th	Fr	Sa
					1	2
3	4	5	6	7	8	9
10	11	12	13	14	15	16
17	18	19	20	21	22	23
24	25	26	27	28		

March						
Su	Mo	Tu	We	Th	Fr	Sa
					1	2
3	4	5	6	7	8	9
10	11	12	13	14	15	16
17	18	19	20	21	22	23
24	25	26	27	28	29	30
31						

April						
Su	Mo	Tu	We	Th	Fr	Sa
	1	2	3	4	5	6
7	8	9	10	11	12	13
14	15	16	17	18	19	20
21	22	23	24	25	26	27
28	29	30				

May						
Su	Mo	Tu	We	Th	Fr	Sa
			1	2	3	4
5	6	7	8	9	10	11
12	13	14	15	16	17	18
19	20	21	22	23	24	25
26	27	28	29	30	31	

June						
Su	Mo	Tu	We	Th	Fr	Sa
						1
2	3	4	5	6	7	8
9	10	11	12	13	14	15
16	17	18	19	20	21	22
23	24	25	26	27	28	29
30						

July						
Su	Mo	Tu	We	Th	Fr	Sa
	1	2	3	4	5	6
7	8	9	10	11	12	13
14	15	16	17	18	19	20
21	22	23	24	25	26	27
28	29	30	31			

August						
Su	Mo	Tu	We	Th	Fr	Sa
				1	2	3
4	5	6	7	8	9	10
11	12	13	14	15	16	17
18	19	20	21	22	23	24
25	26	27	28	29	30	31

September						
Su	Mo	Tu	We	Th	Fr	Sa
1	2	3	4	5	6	7
8	9	10	11	12	13	14
15	16	17	18	19	20	21
22	23	24	25	26	27	28
29	30					

October						
Su	Mo	Tu	We	Th	Fr	Sa
		1	2	3	4	5
6	7	8	9	10	11	12
13	14	15	16	17	18	19
20	21	22	23	24	25	26
27	28	29	30	31		

November						
Su	Mo	Tu	We	Th	Fr	Sa
					1	2
3	4	5	6	7	8	9
10	11	12	13	14	15	16
17	18	19	20	21	22	23
24	25	26	27	28	29	30

December						
Su	Mo	Tu	We	Th	Fr	Sa
1	2	3	4	5	6	7
8	9	10	11	12	13	14
15	16	17	18	19	20	21
22	23	24	25	26	27	28
29	30	31				



2013

Proposed Agency Budget

Christopher Korby, Executive Director
Presented December 2012



Table of Contents

Section I.



Budgets

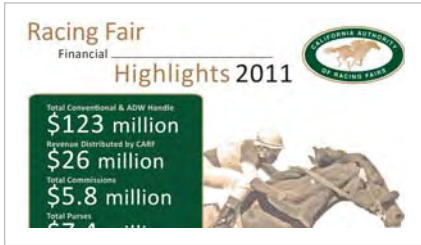
Includes narrative description of 2013 proposed budgets and budget spreadsheets.

2013 Agency Budget **3**

2013 Live Racing Budget Division **5**

Other 2013 Budget Divisions **9**

Section II.



Attachments

In-depth description of the revenues and services relevant to the 2013 budget process.

Racing Revenue Highlights for 2011

Recap of Racing Revenues 2011 (detailed)

CARF Management Services (Racing)

Proposed 2013 Member Dues Structure

Member Fairs



Agency Budget

AGENCY BUDGET HIGHLIGHTS

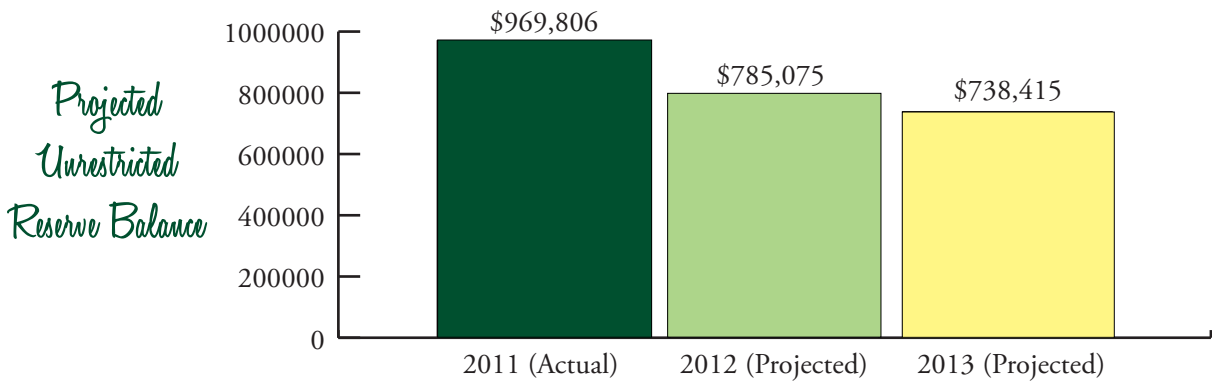
- Includes a **5% reduction** in CARF member dues for each member Fair. *
- Santa Clara County Fair returned to CARF membership in 2012. Consequently, the total revenue shown in line item *Member Dues* is actually higher in 2013 due to an increase in CARF membership.
- *Investment Income* reflects current economic conditions and low interest rates.
- *Salaries* were reviewed and reallocated amongst budget divisions to reflect changes in allocation of duties and responsibilities due to personnel cuts.
- *Post Retirement Benefits* budget figure reflects updated Bickmore OPEB Actuary Report.
- *Legal Expenses* higher due to increased requirements for legal services on certain pending legal matters. This cost varies from year-to-year. The budget reflects our current projection of costs for 2013.

- **Projected Agency Reserves** for end-of-year in 2011 were \$969,806.
- **Projected Agency Reserves** for end-of-year 2012 are \$785,075.
- Elimination of Fair funding due to SB16XX continues to affect overall agency revenues. This reduction is shown in the budget division entitled **PROJECT MANAGEMENT INCOME STATEMENT**, which in turn appears in the agency budget revenues as *CARF Projects Admin Fee*. Consequently, the proposed Agency budget for 2013 will tap reserves for [\$46,660].
- **Projected Agency Reserves** at end of 2013 will be [\$738,415].
- *Other Revenues* derive from CARF services provided to CMC for CalRacing.com website renovation.

* Please see document in attachments section titled *Proposed 2013 Member Dues Based on 2012 Handle*.

AGENCY PROJECTIONS

CARF Unrestricted Reserves Year-End Audited Balance 2011	\$ 969,806
CARF Use of Reserves for 2012 Year-End Estimates	<u>(118,731)</u>
CARF Reserves after 2012 Year-End with Estimates	785,075
Use of CARF Unrestricted Reserves for 2013	<u>(46,660)</u>
Balance of CARF Reserves After 2013 Budget	<u><u>738,415</u></u>



California Authority of Racing Fairs
Agency Income Statement with Proposed 2013 Budget
November 30, 2012

	2010 Year End	2011 Year End	2011 YTD	2012 YTD	2012 Estimated Year End	2012 Annual Budget	2012 Budget Variance	2012 % Budget Estimated 2012	2013 Proposed Budget
	Actual	Actual	Actual	Actual	Year End	Budget			Budget
Revenue:									
Other Revenue	(2,326)	981	45	67	67	0	67	0%	20,000
Interest Income	18,003	14,756	14,095	8,872	13,000	15,000	(2,000)	87%	15,000
Member Dues	290,107	288,330	288,330	270,062	270,062	260,593	9,469	104%	265,555
CARF South Prog Admin Fee	21,256	18,333	14,236	15,055	21,038	21,038	0	100%	19,986
CARF Projects Admin Fee	141,872	442,753	410,503	0	0	0	0	0%	0
CARF Live Racing Admin Fee	108,854	157,607	92,243	49,360	138,201	138,201	0	100%	142,277
Total Revenue	577,767	922,760	819,452	343,415	442,367	434,832	7,535	102%	462,818
Expenses:									
Salaries	241,506	310,701	274,646	226,642	252,750	222,959	(29,791)	113%	169,215
Employee Benefits	18,890	41,866	38,368	24,985	28,500	34,900	6,400	82%	19,321
Post Retirement Benefits	33,688	35,083	31,922	41,935	44,884	35,000	(9,884)	128%	45,000
Payroll Taxes	12,529	14,970	14,384	6,138	7,100	11,500	4,400	62%	8,075
Accounting Costs	17,272	23,384	21,489	12,517	16,250	16,250	0	100%	16,250
Audit Services	6,375	8,925	8,925	9,485	9,485	6,375	(3,110)	149%	6,375
Automobile Expense	10,650	3,251	3,226	6,549	7,000	4,000	(3,000)	175%	7,000
Contracted Services	10,435	3,574	3,526	4,310	4,500	3,000	(1,500)	150%	4,500
Depreciation	11,985	12,634	10,970	13,915	17,387	11,000	(6,387)	158%	19,986
Dues & Subscriptions	11,952	1,819	1,819	2,640	2,700	2,000	(700)	135%	2,700
Insurance Expense	37,127	38,772	35,193	40,305	44,195	41,000	(3,195)	108%	45,000
Legal Expenses	21,720	8,009	8,009	29,373	35,000	12,500	(22,500)	280%	15,000
Legislative Expenses	53,796	56,144	51,472	42,204	56,189	55,000	(1,189)	102%	50,000
Meetings Expense	6,852	3,782	3,321	1,973	3,000	5,000	2,000	60%	3,000
Misc. (Ag Day Sponsor)	2,010	51	-885	307	350	0	(350)	0%	0
Office Supplies	27,882	27,362	24,508	26,173	27,000	22,500	(4,500)	120%	25,000
Postage & Shipping	3,117	3,960	3,502	3,331	4,000	3,600	(400)	111%	3,600
Rent (Tribute Road)	38,265	35,770	32,789	29,808	35,770	35,770	0	100%	35,770
Repairs & Maintenance	674	328	328	0	0	1,000	1,000	0%	500
Telephone Expense	9,492	11,451	10,578	8,127	9,500	10,000	500	95%	10,000
Training	895	1,139	1,139	350	500	2,500	2,000	20%	1,000
Travel Expense	27,226	23,817	19,900	20,881	24,000	22,500	(1,500)	107%	25,000
Total Expenses	604,340	666,795	599,129	551,946	630,060	558,354	(71,706)	113%	512,292
Agency Income (Loss)	(26,573)	255,965	220,322	(208,531)	(187,693)	(123,523)	(64,171)		(49,474)
Southern Prog Income (Loss)	8,153	4,160	11,529	7,239	2,963	2,963	2,757		2,814
Total Bal Sht Net Income (Loss)	(18,420)	260,125	231,851	(201,292)	(184,731)	(120,560)	(61,414)		(46,660)

CARF Unrestricted Reserves Year End Audited Balance 2011	969,806
CARF Use of Reserves for 2012 Year End Estimates	(184,731)
CARF Reserves after 2012 Year End with Estimates	\$785,075
Use of CARF Unrestricted Reserves for 2013	(\$46,660)
Balance of CARF Reserves after 2013 Budget	\$738,415

Live Racing Budget Division

RACING BUDGET HIGHLIGHTS

- Reviewed and reallocated salary categories for racing personnel, including a gradual transition of salary costs previously paid from Track Safety and Maintenance Program.
- Racing support services contracts for 2012 continue to reflect changes in racing dates.
- Continues the gradual transition of operating costs previously paid out of the CARF Track Safety and Maintenance Program.

2013 PROPOSED EXPENSES

SALARIES

Includes allocations of salaries for CARF agency staff as well as salaries for the following positions specific to live racing: Racing Secretary, Paymaster, Clocker/Timer, Equine Ambulance Driver, Equine Ambulance Assistant, Track Maintenance Supervisor, Steward's Aide and Racing Operations Assistant (primarily responsible for tearing down and setting up Racing Office equipment). 419,004

Services provided by personnel in this category include, but are not limited to, the following:

- Work with Racing Fairs on preparation, submission and presentation of CHRB licenses applications.
- Provide technical support and transportation of Racing Office computers and software.
- Provide Paymaster services (manage bank accounts, payment of purse money, various distributions, etc.)
- Provide telecommunication services (provision of voice, fax and data lines necessary to support racing).
- Develop, coordinate and manage combined purse schedule in cooperation with TOC.
- Provide Supplemental Purse Fund management and accounting.
- Furnishes electronic timing system with operator.
- Furnishes Kimsey Equine Ambulance with driver.
- Oversees TV Replay System for Officials.
- Active liaison, representation and advocacy with on-track Stewards and with senior CHRB officials.
- Manage contracts for daily racing program production, printing and distribution.
- Manage condition book production and distribution.
- Manage and generate daily racing program content and coordinate advertising placement.
- Provide marketing coordination throughout circuit (social media, racing seminars, Derby Dog Dash, etc).
- Manage contracts and logistics for provision of Jumbotron Screen., Starting Gate, Photo Finish, TCO2 testing, temporary stalls, mobile offices, etc.
- Negotiates contracts with five horsemen associations, as required by statute.
- Manages labor agreements with Local 280, Local 1877, Local 495 and Teamsters Local 495.

For a complete list of services, please see document titled *Management Services & Contract Administration* included in appendix.

Live Racing Budget Division

2013 PROPOSED EXPENSES (continued)

EMPLOYEE BENEFITS

Includes health, dental, long-term disability, etc. 55,684

PAYROLL TAXES

Taxes associated with employee payroll (Unemployment Insurance, Medicare, PERS 2%, etc.). 24,647

ACCOUNTING COSTS

Contract with CFSA to provide accounting, reconciliation and distribution of all pari-mutuel commissions, purses, license fees and other distributions. 48,750

AUDIT SERVICES

Annual audit services provided by Gilbert & Associates. 19,125

AUTOMOBILE EXPENSE

Maintenance for CARF owned vehicles incurred during live racing. 1,000

LEGAL EXPENSES

Services provided by Kahn, Soares & Conway, LLP. 5,000

MEETING EXPENSES

Expenses incurred for Live Racing Committee meetings. 2,000

TELEPHONE EXPENSE

Cell phone expense association with live racing (Racing Secretary, Horsemen's Hotline, Racing Office, etc.) 5,000

TRAVEL EXPENSE

Per-diem, mileage, airfare, lodging and other live racing travel related expenses. 40,000

ANNOUNCER

Frank Mirahmadi (Pleasanton, Ferndale, Stockton and Fresno). 23,850

CONDITION BOOK COVER & DAILY RACING PROGRAM COVER

Printing of condition books (cover and content), racing program covers, in/out slips and entry blanks. 20,000

RACING OPERATIONS SUPPORT

Winner's Foundation, Federation Admin Expenses and Accounting System, MOC catastrophic insurance. 65,000

TCO2 TESTING

Mandatory testing conducted through UC Davis. 7,500

MARKETING/WEBSITE

Manages racing website (www.calfairs.com) on behalf of Fairs. Site includes entries, pps, results, etc. 3,000

Live Racing Budget Division

2013 PROPOSED EXPENSES (continued)

PAYMASTER OPERATIONS

Emerging Breed and Thoroughbred checks, supplies and postage. 7,500

PROGRAM PRODUCTION

Partial cost of Incompass software, program printing and distribution to satellite network. 190,000

RACING OFFICE SYSTEM

Provides Racing Office computer system (all computer hardware/peripherals) and application software (Equibase and Incompass). Also includes cost of mobile trailers, telecommunications support and supplies. 40,000

RECRUITMENT

Organizes and conducts out-of-state recruitment of horses to run at Northern California Fairs. Staff manages the payment of incentives and tracks and reports on the results of the program. This budget item covers travel, receptions and incentives to out-of-state horsemen. 15,000

JUMBO SCREEN

Outdoor jumbo video display in infield at \$2,550 per live racing day. 118,450

SUPPLIES

Includes cost of generator rental and jockey supplies (weighted pads, head numbers, saddle towels, etc.) 15,000

TATTOOING

Provides the mandatory tattooing of each race horse for identifications purpos. Split with GGF. 20,000

TRANSPORTATION

Circuit-wide transportation of jockey silks. 3,500

TV PRODUCTION/SIMULCAST

Contract with Pegasus Communication to produce simulcast feed and onsite TV support. 46,350

RACE TRACK SAFETY AND MAINTENANCE

Fleet of tractors and associated special equipment necessary to maintain Fairs racing surfaces to high standards of safety (maintenance, transportation and repair). Budget item includes approximately \$23,000 for liability insurance, \$23,000 for Trackmaster and \$58,000 for offsetting maintenance and transportation costs. The 2013 cost of \$58,000 for maintenance and transportation will allow the Race Track Maintenance Fund to pay \$83,000 toward the balance of maintenance and transportation for the next three years. 104,000

**California Authority of Racing Fairs
Live Racing Income Statement with 2013 Proposed Budget
November 30, 2012**

	2009 79 days	2010 64 days	2011 58days	2012 61days	2012 Estimated	2012 Annual	2012 Budget	2012 % Budget Estimated 2012	2013 Proposed Budget
	Year End	Year End	YTD	YTD	Year End	Budget	Variance		Budget
	Actual	Actual	Actual	Actual	Year End	Budget	Variance		Budget
Revenues:									
Change Fund Admin Fee	14,074	5,161	2,941	8,699	13,000	15,000	(2,000)	87%	12,000
Racing Fairs Admin Fee	69,032	69,945	61,289	67,196	78,750	78,201	549	101%	95,277
Supplemental Purses Admin Fee	22,000	82,500	82,500	45,000	45,000	45,000	0	100%	35,000
NCOTWINC Reimbursement	29,000	29,000	29,000	25,000	25,000	29,000	(4,000)	86%	25,000
Racing Fairs Reimbursement	1,003,686	932,602	817,187	896,110	1,049,975	1,042,681	7,294	101%	1,270,360
Advertising Revenue	4,550	2,500	4,500	4,100	4,100	4,000	100	103%	4,000
Total	1,142,343	1,121,708	997,417	1,046,105	1,215,825	1,213,882	1,943	100%	1,441,637
Expenses:									
Salaries	255,146	275,424	235,966	324,048	355,547	295,750	(59,797)	120%	419,004
Employee Benefits	46,948	48,505	44,328	37,836	42,968	44,278	1,310	97%	55,684
Payroll Taxes	13,103	12,669	11,151	14,186	15,245	10,928	(4,317)	140%	24,647
Accounting Costs	43,035	42,255	38,734	36,949	48,750	48,750	0	100%	48,750
Audit Services	25,323	16,575	16,575	17,615	17,615	19,125	1,510	92%	19,125
Automobile Expense	64	0	0	40	40	2,000	1,960	2%	1,000
Depreciation	0	0	0	0	0	0	0	0%	0
Dues & Subscriptions, NTRA	10,109	0	0	0	0	1,000	1,000	0%	0
Insurance Expense	0	0	0	0	0	0	0	0%	0
Legal Expenses	8,734	605	578	811	1,000	5,000	4,000	20%	5,000
Meetings Expense	3,440	740	577	680	1,000	2,000	1,000	50%	2,000
Misc. Exp (Storage,Bank fee)	0	0	0	67	100	0	(100)	0%	0
Telephone Expense	3,924	3,051	2,861	4,366	5,000	3,500	(1,500)	143%	5,000
Travel Expense	29,898	34,340	30,633	39,034	45,000	35,000	(10,000)	129%	40,000
Sub-Totals	439,725	434,164	381,403	475,631	532,265	467,331	(64,934)	114%	620,210
Racing Support Services:									
Announcer	23,904	17,850	18,075	22,800	22,800	23,850	1,050	96%	23,850
Condition Bk/Program Cover	15,245	15,748	15,748	15,575	17,000	20,000	3,000	85%	20,000
Racing Operations Support	78,325	57,834	56,488	57,846	65,000	90,000	25,000	72%	65,000
TC02 Testing	7,425	6,940	6,940	6,915	7,500	10,000	2,500	75%	7,500
Marketing/Website	3,901	160	160	90	500	3,000	2,500	17%	3,000
Network Management	1,548	2,641	1,901	260	260	500	240	52%	0
Paymaster Operations	8,106	6,044	4,828	5,441	6,500	7,500	1,000	87%	7,500
Program Production	179,004	171,503	170,584	179,330	190,000	205,000	15,000	93%	190,000
Racing Office System	43,739	26,406	23,473	35,294	40,000	40,000	0	100%	40,000
Recruitment	31,108	13,654	12,410	13,712	15,000	15,000	0	100%	15,000
Jumbo Screen	126,250	104,550	104,550	114,750	114,750	110,000	(4,750)	104%	118,450
Supplies	15,964	11,296	11,245	13,086	15,000	15,000	0	100%	15,000
Tattooing	17,200	18,901	16,952	11,550	15,000	20,000	5,000	75%	20,000
Timing/Clocker	22,805	0	4,005	0	0	0	0	0%	0
Transportation	2,150	1,711	1,711	1,915	2,500	3,500	1,000	71%	3,500
TV Production/Simulcast	17,088	74,701	74,701	42,552	45,000	45,000	0	100%	46,350
Track Safety & Maintenance	0	0	0	0	0	0	0	0%	104,000
Sub-Totals	593,763	529,938	523,770	521,114	556,810	608,350	51,540	92%	679,150
Total Expenses	1,033,488	964,102	905,174	996,745	1,089,075	1,075,681	(13,394)	101%	1,299,360
CARF Admin Fee	108,854	157,607	92,243	49,360	126,750	138,201	11,451	92%	142,277

Other Budget Divisions

OTHER BUDGET DIVISIONS INCLUDE

- *Project Management*
- *Official Daily Program Provision to Southern California Satellites*

BUDGET HIGHLIGHTS

PROJECT MANAGEMENT BUDGET

- Elimination of Fair funding by the state also eliminates project funding and project administration fees for the 2012 Agency budget

**California Authority of Racing Fairs
Project Management Income Statement
November 30, 2012**

	2010	2011	2011	2012	2012	2012	2012	2012	2013
	Year End	Year End	YTD	YTD	Estimated	Annual	Budget	% Budget	Proposed
	Actual	Actual	Actual	Actual	Year End	Budget	Variance		Budget
Revenue:									
CARF Admin Fee	141,872	442,753	410,503	0	0	0	0	0%	0
Project Management	85,559	0	0	0	0	0	0	0%	0
Total Revenue	227,432	442,753	410,503	0	0	0	0	0%	0
Expenses:									
Salaries Expense	63,396	0	0	0	0	0	0	0%	0
Employee Benefits	8,538	0	0	0	0	0	0	0%	0
Payroll Taxes	3,076	0	0	0	0	0	0	0%	0
Accounting Costs	6,620	0	0	0	0	0	0	0%	0
Audit Services	2,550	0	0	0	0	0	0	0%	0
Automobile Expense	0	0	0	0	0	0	0	0%	0
Contracted Services	0	0	0	0	0	0	0	0%	0
Telephone Expense	754	0	0	0	0	0	0	0%	0
Travel Expense	68	0	0	0	0	0	0	0%	0
Misc. Storage	558	0	0	0	0	0	0	0%	0
Total Expenses	85,559	0	0	0	0	0	0	0%	0
CARF Admin Fee	141,872	442,753	410,503	0	0	0	0	0%	0

California Authority of Racing Fairs
Southern Region Income Statement with Proposed 2013 Budget
November 30, 2012

	2010	2011	2011	2012	2012	2012	2012	2012	2013
	Year End	Year End	YTD	YTD	Estimated	Annual	Budget	% Budget	Proposed
	Actual	Actual	Actual	Actual	Year End	Budget	Variance		Budget
Program Revenue:									
Program Sales	285,716	254,468	241,096	200,661	260,661	280,500	(19,839)	93%	266,475
Other Revenue	0	0	0	0	0	0	0	0%	0
Royalties/Fees Due Host	(256,307)	(231,975)	(215,332)	(178,367)	(232,367)	(256,500)	24,133	91%	(243,675)
Total Revenue	29,409	22,493	25,765	22,294	28,294	24,000	4,294	118%	22,800
Expenses:									
Legal Expenses	0	0	0	0	0	0	0	0%	0
Meetings Expense	0	0	0	0	0	0	0	0%	0
Misc Exp.(Storage)	0	0	0	0	0	0	0	0%	0
Office Supplies	0	0	0	0	0	0	0	0%	0
Paper Expense	0	0	0	0	0	0	0	0%	0
Postage & Shipping	0	0	0	0	0	0	0	0%	0
Printing Supplies	0	0	0	0	0	0	0	0%	0
Rent & Utility Expenses	0	0	0	0	0	0	0	0%	0
Repairs & Maintenance	0	0	0	0	0	0	0	0%	0
Telephone Expense	0	0	0	0	0	0	0	0%	0
Travel Expense	0	0	0	0	0	0	0	0%	0
Total Expenses	0	0	0	0	0	0	0	0%	0
Operating Income (Loss)	29,409	22,493	25,765	22,294	28,294	24,000	4,294	118%	22,800
CARF Admin Fee	21,256	18,333	14,236	15,055	19,500	21,038	1,538	93%	19,986
Rebate									
Income (Loss)	8,153	4,160	11,529	7,239	8,794	2,963	2,757		2,814

ATTACHMENTS

Racing Revenue Highlights
2011

Racing Fair

Financial _____

Highlights 2011



Total Conventional & ADW Handle

\$123 million

Revenue Distributed by CARF

\$26 million

Total Commissions

\$5.8 million

Total Purses

\$7.4 million



	Total	STK	PLN	SAC	SR	FER	FNO
Revenue							
Takeout & Other Revenue	26,068,691	1,957,306	6,915,616	4,116,207	7,292,091	1,099,223	4,688,247
Commissions							
Total Commissions	5,822,216	411,663	1,563,929	898,481	1,634,977	283,209	1,029,958
Purses							
Total Purses	7,425,905	645,256	1,983,372	1,232,362	1,989,750	246,953	1,328,213
Distributions							
F&E Fund 19614d/License Fees	212,065	12,724	56,585	25,999	58,771	13,440	44,546
F&E Recapture	32,515	2,004	8,687	5,411	8,920	1,360	6,134
CHRB Support	417,922	26,430	112,245	69,231	114,130	17,403	78,482
Commingle Guest O/S	5,753,952	348,636	1,465,555	803,616	1,731,396	244,866	1,159,882
Interstate Host	818,562	71,889	231,799	134,864	225,751	20,590	133,669
Location Fee	1,435,829	118,078	380,971	247,776	403,238	59,381	226,385
Promotion	138,186	10,549	37,523	23,908	39,274	4,574	22,358
City/County	218,317	15,876	59,561	34,913	61,590	8,211	38,166
Stabling/Vanning	663,281	50,634	180,106	114,757	188,513	21,954	107,319
Equine Lab	66,158	4,811	18,049	10,580	18,664	2,488	11,566
Owners	48,404	3,555	13,140	7,770	13,454	1,926	8,560
Breeders	483,533	36,312	129,869	78,034	133,895	22,949	82,473
CHRIMS	27,637	2,110	7,504	4,782	7,855	915	4,471
Other ADW Distributions	201,488	13,481	47,104	29,628	49,411	17,355	44,509
NCOTW Simulcast Expense Fund	2,302,720	183,299	619,615	394,097	612,504	131,652	361,553

Recap of Racing Revenues (detailed)
2011

Financial Highlights

2011 Race Year

Tote Handle	\$6,756,715	\$26,456,203	\$15,187,865	\$28,307,540	\$3,910,325	\$17,988,070	\$98,606,719
ADW Handle	\$1,928,582	\$6,483,264	\$4,014,655	\$6,431,046	\$1,602,502	\$4,050,402	\$24,510,452
All Handle Total	\$8,685,298	\$32,939,467	\$19,202,520	\$34,738,586	\$5,512,828	\$22,038,472	\$123,117,170

2011 Race Meet	Stockton	Pleasanton	Sacto	Sonoma	Humboldt	Fresno	Total
REVENUE:	6/16-6/20	6/23-7/11	7/14-7/25	7/28-8/15	8/13-8/22	10/6-10/17	
Takeout	\$1,470,117	\$5,713,861	\$3,286,374	\$6,188,459	\$862,038	\$3,936,216	\$21,457,065
Programs	\$12,392	\$38,939	\$26,199	\$44,042	\$3,607	\$25,436	\$150,614
Overlap/Redistribute				(\$22,939)	\$22,939		\$0
Intra Outs/Refunds	\$22,551	\$92,084	\$34,091	\$85,628	\$27,164	\$55,080	\$316,599
Rights Fees	\$9,599	\$31,314	\$21,730	\$36,642	\$19,846	\$21,598	\$140,730
Misc Revenue	\$3,387	\$6,337	\$4,287	\$5,495	\$2,054	\$5,021	\$26,581
Supplemental Purses (Performance)	\$42,500	\$85,360	\$52,270	\$95,550	\$33,960	\$68,400	\$378,040
Combined Purse Report	\$119,013	\$5,975	\$104,633	(\$86,034)	(\$107,145)	\$9,962	\$46,404
Decoder Revenue	\$7,528	\$25,175	\$14,382	\$38,635	\$6,128	\$21,015	\$112,863
AB509 Los Alamitos Proxy Fees	\$9,353	\$39,650	\$23,852	\$36,763	\$9,922	\$21,021	\$140,562
Share On Track Expenses	(\$1,688)	(\$8,390)	(\$2,368)	(\$6,392)	(\$1,496)	(\$3,941)	(\$24,274)
ADW California & Exports	\$262,555	\$885,311	\$550,757	\$876,241	\$220,206	\$528,437	\$3,323,507
Total	\$1,957,306	\$6,915,616	\$4,116,207	\$7,292,091	\$1,099,223	\$4,688,247	\$26,068,691

DISTRIBUTED:							
F&E Fund 19614d/License	\$12,724	\$56,585	\$25,999	\$58,771	\$13,440	\$44,546	\$212,065
F&E Recapture	\$2,004	\$8,687	\$5,411	\$8,920	\$1,360	\$6,134	\$32,515
CHRB Support	\$26,430	\$112,245	\$69,231	\$114,130	\$17,403	\$78,482	\$417,922
Commingle Guest O/S	\$348,636	\$1,465,555	\$803,616	\$1,731,396	\$244,866	\$1,159,882	\$5,753,952
Interstate Host	\$71,889	\$231,799	\$134,864	\$225,751	\$20,590	\$133,669	\$818,562
Location Fee	\$83,411	\$269,428	\$178,151	\$297,550	\$36,092	\$176,177	\$1,040,809
Promotion	\$10,549	\$37,523	\$23,908	\$39,274	\$4,574	\$22,358	\$138,186
City/County	\$15,876	\$59,561	\$34,913	\$61,590	\$8,211	\$38,166	\$218,317
Stabling/Vanning	\$50,634	\$180,106	\$114,757	\$188,513	\$21,954	\$107,319	\$663,281
CHRIMS	\$2,110	\$7,504	\$4,782	\$7,855	\$915	\$4,471	\$27,637
Equine Lab	\$4,811	\$18,049	\$10,580	\$18,664	\$2,488	\$11,566	\$66,158
Owners	\$3,555	\$13,140	\$7,770	\$13,454	\$1,926	\$8,560	\$48,404
Breeders	\$25,861	\$97,676	\$56,752	\$101,644	\$13,935	\$63,785	\$359,652
Rfee Breeders	\$288	\$939	\$652	\$1,099	\$595	\$648	\$4,222

ADW DISTRIBUTED:							
DIR	\$520	\$1,673	\$1,044	\$1,612	\$433	\$993	\$6,276
Equine	\$1,907	\$6,135	\$3,829	\$5,910	\$1,589	\$3,639	\$23,010
Backstretch	\$2,860	\$9,202	\$5,744	\$8,866	\$2,384	\$5,459	\$34,515
Location Fees	\$34,667	\$111,543	\$69,625	\$105,688	\$23,289	\$50,208	\$395,021
Retirement Fund	\$5,198	\$16,725	\$10,439	\$16,112	\$4,333	\$9,925	\$62,733
AB480				\$1,773	\$5,608	\$15,962	\$23,343
Workers Comp (CA & Exports)	\$2,472	\$10,506	\$6,790	\$11,512	\$2,508	\$5,965	\$39,751
Breeders (CA & Exports)	\$10,163	\$31,254	\$20,630	\$31,151	\$8,419	\$18,041	\$119,658
License Fee on exports							\$0
F&E	\$37	\$206	\$129	\$263	\$36	\$186	\$857
CHRB Support	\$487	\$2,658	\$1,652	\$3,364	\$464	\$2,380	\$11,004

MOVED TO PURSE ACCT							
Purses Generated	\$233,329	\$948,435	\$516,916	\$1,003,245	\$155,849	\$656,457	\$3,514,231
License SB16	\$12,477	\$41,160	\$21,859	\$36,037	\$5,494	\$24,780	\$141,808
SB1072	\$53,563	\$227,136	\$130,398	\$243,507	\$35,113	\$150,706	\$840,423
Overlap/Redistribute				(\$11,469)			(\$11,469)
Excess 6%	\$34,934	\$140,458	\$89,843	\$165,030	(\$10,943)	\$87,520	\$506,842
Rfees	\$4,656	\$15,187	\$10,539	\$17,771	\$9,625	\$10,475	\$68,254
Misc Revenue	\$1,693	\$3,169	\$2,143	\$2,748	\$1,027	\$2,511	\$13,291
Decoder Revenue	\$3,764	\$12,587	\$7,191	\$19,318	\$3,064	\$10,508	\$56,432
Intra Outs/Refunds	\$11,275	\$46,042	\$17,046	\$42,814	\$13,582	\$27,540	\$158,299
AB509 Los Alamitos Proxy Fee	\$4,677	\$19,825	\$11,926	\$18,382	\$4,961	\$10,511	\$70,281
Combined Purse Report	\$119,013	\$5,975	\$104,633	(\$86,034)	(\$107,145)	\$9,962	\$46,404
Performance	\$42,500	\$85,360	\$52,270	\$95,550	\$33,960	\$68,400	\$378,040
AB 701 W/C	\$14,528	\$60,719	\$34,280	\$66,588	\$10,112	\$43,819	\$230,047
ADW - SB1072	\$13,003	\$55,183	\$35,760	\$59,800	\$13,192	\$30,820	\$207,758
ADW - Purses (CA & Export)	\$94,317	\$317,204	\$194,507	\$311,707	\$77,803	\$191,296	\$1,186,835
ADW - AB480	\$1,527	\$4,931	\$3,050	\$4,758	\$1,257	\$2,909	\$18,431

PAID TO TRACK:							
Commissions Generated	\$198,336	\$795,710	\$438,943	\$830,867	\$123,398	\$532,115	\$2,919,369
License SB16	\$12,477	\$41,160	\$21,859	\$36,037	\$5,494	\$24,780	\$141,808
Redistribute				(\$11,469)	\$22,939		\$11,469
Out of State	\$33,754	\$141,163	\$77,610	\$162,120	\$29,063	\$111,859	\$555,569
Excess 6%	\$34,934	\$140,458	\$89,843	\$165,030	(\$10,943)	\$87,520	\$506,842
Rfees	\$4,656	\$15,187	\$10,539	\$17,771	\$9,625	\$10,475	\$68,254
Misc Revenue	\$1,693	\$3,169	\$2,143	\$2,748	\$1,027	\$2,511	\$13,291
Decoder Revenue	\$3,764	\$12,587	\$7,191	\$19,318	\$3,064	\$10,508	\$56,432
Intra Outs/Refunds	\$11,275	\$46,042	\$17,046	\$42,814	\$13,582	\$27,540	\$158,299
AB509 Los Alamitos Proxy Fee	\$4,677	\$19,825	\$11,926	\$18,382	\$4,961	\$10,511	\$70,281
Simulcast Expense (ncot)	\$183,299	\$619,615	\$394,097	\$612,504	\$131,652	\$361,553	\$2,302,720
Track Programs	\$12,392	\$38,939	\$26,199	\$44,042	\$3,607	\$25,436	\$150,614
Share of Ontrack Expense	(\$1,688)	(\$8,390)	(\$2,368)	(\$6,392)	(\$1,496)	(\$3,941)	(\$24,274)
ADW - Track (CA & Export)	\$93,870	\$313,161	\$194,507	\$308,968	\$77,634	\$187,745	\$1,175,884
ADW - AB480	\$1,527	\$4,931	\$3,050	\$4,758	\$1,257	\$2,909	\$18,431
rounding	(\$4)	(\$13)	(\$8)	(\$15)	(\$3)	(\$10)	(\$53)

\$1,957,306	\$6,915,616	\$4,116,207	\$7,292,091	\$1,099,223	\$4,688,247	\$26,068,690
(\$0)	\$0	(\$0)	\$0	(\$0)	\$0	\$0

Total Purses	\$645,256	\$1,983,372	\$1,232,362	\$1,989,750	\$246,953	\$1,328,213	\$7,425,905
Total Commissions	\$411,663	\$1,563,929	\$898,481	\$1,634,977	\$283,209	\$1,029,958	\$5,822,216

Stockton	Pleasanton	Sacto	Sonoma	Humboldt	Fresno
-----------------	-------------------	--------------	---------------	-----------------	---------------

CARF Management Services
Live Racing

CALIFORNIA AUTHORITY OF RACING FAIRS
Management Services and Contract Administration
for
Live Horse Racing Operations

Racing Operations

- CARF works with Racing Fairs on preparation, submission and presentation of CHRB License Applications
- Provides Racing Office computer system (all computer hardware/peripherals) and application software (Equibase) and manages service, technical support and transportation
- Provides and manages Paymaster services, including Paymaster (CARF employee) bank accounts, audits, payment of all purse moneys to owners and all other distributions of payment to various recipients
- Telecommunications: provision of voice, fax and data lines necessary to support racing, totalisator and simulcast operations
- Provides accounting, reconciliation and distribution of all parimutuel commissions, purse, license fees and other distributions
- Coordinates development and management of purse schedule through Fair Circuit in cooperation with Fair Racing Secretaries and Thoroughbred Owners of California
- Provides Supplemental Purse Fund management and accounting
- Provides marketing coordination through circuit
- Manages contracts for daily racing program production, printing and distribution
- Manages Condition Book production and distribution
- Manages contracts and logistics for provision of Jumbo Video Screen

CALIFORNIA AUTHORITY OF RACING FAIRS
Management Services and Contract Administration
for
Live Horse Racing Operations

Racing Operations (cont'd)

- Manages contract for Starting Gate
- Manages contract for Photo Finish
- Total Carbon Dioxide (TCO₂) testing
- Furnishes electronic timing system with operator
- Oversees TV Replay System for Officials
- Manages provision of Temporary stalls
- Coordinates provision of Mobile offices for racing operations
- Daily, on-site management and oversight of all operations above, along with management, coordination and disposition of other matters that may arise from time to time in the course of conducting racing at Fairs
- Active liaison, representation and advocacy with on-track Stewards and with senior CHRB officials
- Manages consolidated purses' program.

Contracts with Horsemen's Associations

- Negotiate contracts with horsemen's associations, as required by statute.
- Thoroughbred Owners of California
- Cal Western Appaloosa
- Pacific Coast Quarter Horse Association
- Arabian Racing Association of California
- Racing Mule Association
- California Thoroughbred Trainers

CALIFORNIA AUTHORITY OF RACING FAIRS
Management Services and Contract Administration
for
Live Horse Racing Operations

Labor Agreements

- Maintains membership in Federation of California Racing Associations to provide representation in racing industry employer group for labor union negotiations.
- Local 280 Pari-Mutuel Employees Guild
- Local 1877 (formerly Local 399) AFL-CIO Service Employees International Union Valets and rec. barn personnel
- Local 495 International Brotherhood of Teamsters, Chauffeurs, Warehousemen and helpers of America
- Note: Assist Starters now with Teamsters Local 495 but under separate agreement

Racetrack Safety and Maintenance Program

- CARF developed this program and provides management oversight throughout Fair circuit.
- Works with Division of Fairs and Expositions to maintain funding support
- Contracts with Steve Wood, Trackmaster, Inc., to provide expert consultation and oversight of Fair track maintenance
- Carries lease agreements for specialized tractors used for maintaining track surfaces
- Owns and provides custom-built water truck (2001 Sterling).
- Owns and provides rock-picker (added 2003).
-

CALIFORNIA AUTHORITY OF RACING FAIRS
Management Services and Contract Administration
for
Live Horse Racing Operations

Racetrack Safety and Maintenance Program (cont'd)

- Owns or provides harrows, floats, and other miscellaneous equipment required for track maintenance.
- Manages all planning, heavy equipment transportation and logistics
- Provides daily, on-site management, key personnel and oversight
- No direct cost to Racing Fairs.
- Administers Jockey Club Equine Industry Database for CARF member Fairs

Recruitment Program for Out-of-State Horses

- Organizes and conducts out-of-state recruitment of horses to run at Northern California Fairs
- Manage payment of incentives
- Track and report on results of Recruitment Program

Parimutuel Wagering Operations

- Maintains totalisator contract
- Parimutuel labor contract
- NOTWInc agreement for Northern California simulcast network
- You Bet.com Advanced Deposit Wagering
- TVG Advanced Deposit Wagering
- Xpress Bet Advanced Deposit Wagering
- TwinSpire Advanced Deposit Wagering
- Provides all accounting, reconciliation, banking for ADW wagering operations

CALIFORNIA AUTHORITY OF RACING FAIRS
Management Services and Contract Administration
for
Live Horse Racing Operations

Personnel

- Racing Secretary
- Track Safety and Maintenance Manager
- Morning Fitness Vet
- Veterinarian
- TCO2 Technician
- Track Maintenance Crew Chief
- Horse Ambulance Driver
- Clocker and Timer
- Paymaster
- Program Manager
- Track Announcer
- Stewards' Aide
- Jocks' Room

Web Site Operation

- Manages racing Website www.calfairs.net on behalf of Fairs which conduct live racing
- Contracts with information service providers
- Daily management and administration of racing information provided to racing fans on Website

CALIFORNIA AUTHORITY OF RACING FAIRS
Management Services and Contract Administration
for
Live Horse Racing Operations

Simulcast Operations

- Manages Satellite Transmission and Encryption Services
- Manages TV Production for simulcast coverage
- Manages telecommunications support: provision of voice, fax and data lines necessary to support simulcast operations
- Furnishes back up electrical generators
- Provides accounting, reconciliation, banking for simulcast operations
- NOTWInc contract for Northern California simulcast network
- Manages contracts for out-of-state simulcast sites and distribution of daily racing programs and other simulcast information
- Payment of commissions, purses, license fees and all other distributions from simulcast operations

CK - January 2011

*Proposed 2013 Member Dues
Based on 2012 Handle*

PROPOSED 2013 MEMBER DUES BASED ON 2012 HANDLE

Oct 17, 2011 to October 16, 2012

2012 CARF MEMBER FAIRS TOTAL HANDLE

run takeout summary report for each host

Location	Off-Track		On-Track		Out-of-State		Off Track		ADW		2012 handle		Actual		Actual		5% reduction	
	S/W Handle	Handle	Handle	Handle	Handle	Handle	Handle	Handle	Handle	Handle	% of Total	2009 Dues	2010 Dues	2011 Dues	2012 Dues	Proposed Dues	2013 Dues	
Anderson	1,271,302										0.302%	3,367	3,367	3,367	3,030	2,879	2,879	
Tulare	2,589,034										0.614%	3,367	3,367	3,367	3,030	2,879	2,879	
Shalimar (Indio)	3,661,046										0.869%	7,856	7,856	7,856	7,070	6,717	6,717	
Monterey	6,847,465										1.625%	7,856	7,856	7,856	7,070	6,717	6,717	
Turlock	6,511,809										1.545%	7,856	7,856	7,856	7,070	6,717	6,717	
Bakersfield	6,372,748										1.512%	7,856	7,856	7,856	7,070	6,717	6,717	
Victorville	5,820,031										1.381%	7,856	7,856	7,856	7,070	6,717	6,717	
Ferndale	125,801	710,767	1,284,102	2,941,965	2,331,963						1.754%	3,367	3,367	3,367	7,070	6,717	6,717	
Lake Perris	11,655,113										2.765%	16,834	16,834	16,834	15,151	14,393	14,393	
Lancaster	13,363,732										3.171%	7,856	16,834	16,834	15,151	14,393	14,393	
Vallejo	13,837,307										3.283%	21,042	21,042	21,042	15,151	14,393	14,393	
Ventura	21,313,423										5.057%	21,042	21,042	21,042	18,938	17,991	17,991	
San Bernardino	23,544,953										5.586%	21,042	21,042	21,042	18,938	17,991	17,991	
Fresno	7,801,674	2,847,755	4,651,856	7,914,396	4,156,582						6.494%	16,834	21,042	21,042	18,938	17,991	17,991	
Stockton	14,178,177	1,042,499	2,785,391	6,677,147	3,190,698						6.613%	21,042	21,042	21,042	18,938	17,991	17,991	
San Jose	32,079,622										7.611%	21,042	21,042	21,042	9,469	17,991	17,991	
Santa Rosa	9,042,537	3,872,503	8,806,880	13,895,878	7,602,990						10.254%	21,042	21,042	21,042	22,727	21,590	21,590	
Sacramento	21,125,893	1,589,424	3,439,266	8,355,220	4,747,074						9.314%	25,252	25,252	25,252	22,727	21,590	21,590	
Pleasanton	31,295,160	5,059,382	7,713,702	12,384,175	7,102,759						15.079%	25,252	25,252	25,252	22,727	21,590	21,590	
San Mateo	63,953,739										15.173%	16,834	25,252	25,252	22,727	21,590	21,590	
Totals	296,390,565	15,122,330	28,681,197	52,168,781	29,132,066						100%	263,453	285,057	285,057	270,062	265,555	265,555	

CALIFORNIA AUTHORITY OF RACING FAIRS

MANAGEMENT SERVICES
CONTRACT ADMINISTRATION
PARI-MUTUEL DISTRIBUTIONS
PROJECT FUNDING

TEN-YEAR REPORT 2000-2009 RACING FAIRS



JANUARY 2010
PREPARED BY CALIFORNIA AUTHORITY OF RACING FAIRS
CHRISTOPHER KORBY, EXECUTIVE DIRECTOR





MANAGEMENT SERVICES & CONTRACT ADMINISTRATION

CARF Organization

The California Authority of Racing Fairs (CARF) is a joint-powers authority established by California Law (Government Code Section 9500 et seq.).

CARF was established for conducting business activity, for and with member Fair associations, in pari-mutuel wagering programs and related activities. CARF is managed by an Executive Director, employed by a Board of Directors made up of member Fairs.

The mission of CARF is to serve the best interests of its members by providing a unified voice of advocacy and representation and asserting a leadership role in the horse racing industry. To accomplish this mission we continue to perform support services, seek new revenue opportunities and conduct related business activities.

Racing Operations

- Works with Racing Fairs on preparation, submission and presentation of CHRB License Applications
- Provides Racing Office computer system (all computer hardware/peripherals) and application software (Equibase) and manages service, technical support and transportation
- Provides and manages Paymaster services, including Paymaster (CARF employee) bank accounts, audits, payment of all purse moneys to owners and all other distributions of payment to various recipients
- Telecommunications: provision of voice, fax and data lines necessary to support racing, totalisator and simulcast operations
- Provides accounting, reconciliation and distribution of all parimutuel commissions, purse, license fees and other distributions

continued...

- Coordinates development and management of purse schedule through Fair Circuit in cooperation with Fair Racing Secretaries and Thoroughbred Owners of California
- Provides Supplemental Purse Fund management and accounting
- Provides marketing coordination through circuit
- Manages contracts for daily racing program production, printing and distribution
- Manages Condition Book production and distribution
- Manages contracts and logistics for provision of Jumbo Video Screen
- Manages contract for Starting Gate
- Manages contract for Photo Finish
- Total Carbon Dioxide (TCO₂) testing
- Furnishes electronic timing system with operator
- Oversees TV Production System for Officials and Simulcast Transmissions
- Manages provision of Temporary Stalls
- Coordinates provision of Mobile Offices for Racing Operations
- Daily, on-site management and oversight of all operations above, along with management, coordination and disposition of other matters that may arise from time to time in the course of conducting racing at Fairs
- Active liaison, representation and advocacy with on-track Stewards and with senior CHRB officials

Contracts with Horsemen's Associations

- Negotiates contracts with horsemen's associations, as required by statute
- Thoroughbred Owners of California
- Cal Western Appaloosa
- Pacific Coast Quarter Horse Association
- Arabian Racing Association of California
- American Mule Racing Association
- California Thoroughbred Trainers

Labor Agreements

- Local 280 Pari-Mutuel Employees Guild
- Local 1877 (formerly Local 399) AFL-CIO Service Employees International Union Valets and rec. barn personnel
- Local 495 International Brotherhood of Teamsters, Chauffeurs, Warehousemen and helpers of America
- Note: Assist Starters now with Teamsters Local 495 but under separate agreement

Recruitment Program for Out-of-State Horses

- Organizes and conducts out-of-state recruitment of horses to run at Northern California Fairs
- Manages payment of incentives
- Tracks and reports on results of Recruitment Program

MANAGEMENT SERVICES & CONTRACT ADMINISTRATION

Pari-Mutuel Wagering Operations

- Maintains totalisator contract
- Parimutuel labor contract
- NOTWInc agreement for Northern California simulcast network
- You Bet.com Advanced Deposit Wagering
- TVG Advanced Deposit Wagering
- Xpress Bet Advanced Deposit Wagering
- TwinSpires Advanced Deposit Wagering
- Provide all accounting, reconciliation, banking for ADW wagering operations

Personnel

- Morning Fitness Vet
- Veterinarian
- TCO2 Technician
- Track Maintenance Crew Chief
- Horse Ambulance Driver
- Clocker and Timer
- Paymaster
- Program Manager
- Track Announcer
- Stewards' Aide
- Jocks' Room
- Racing Secretary

Race Track Safety & Maintenance Program

- CARF developed this program and provides management oversight throughout Fair Circuit.
- Works with Division of Fairs and Expositions to maintain funding support
- Contracts with Steve Wood, Trackmaster, Inc., to provide expert consultation and oversight of Fair track maintenance
- Carries lease agreements for John Deere tractors
- Owns and provides custom-built water truck (2001 Sterling), provides rock-picker (added 2003) and Kimzey Equine Ambulance.
- Owns or provides harrows, floats, and other miscellaneous equipment required for track maintenance.
- Manages all planning, heavy equipment transportation and logistics
- Provides daily, on-site management, key personnel and oversight
- No direct cost to Racing Fairs.

Web Site Operations

- Manages racing Website www.calfairs.net on behalf of Fairs which conduct live racing
- Contracts with information service providers
- Daily management and administration of racing information provided to racing fans on Website

Simulcast Operations

- Manages Satellite Transmission and Encryption Services
- Manages TV Production for simulcast coverage
- Manages telecommunications support: provision of voice, fax and data lines necessary to support simulcast operations
- Furnishes back up electrical generators
- Provides accounting, reconciliation, banking for simulcast operations
- NOTWInc contract for Northern California simulcast network
- Manages contracts for out-of-state simulcast sites and distribution of daily racing programs and other simulcast information
- Payment of commissions, purses, license fees and all other distributions from simulcast operations



CALIFORNIA AUTHORITY OF RACING FAIRS PROJECT FUNDING & PARI-MUTUEL DISTRIBUTIONS

ALL MEMBER FAIRS

(1) PARI-MUTUEL DISTRIBUTIONS MADE BY CARF ON
BEHALF OF MEMBER FAIRS

(2) PARI-MUTUEL COMMISSIONS PAID TO MEMBER FAIRS

(3) PROJECT FUNDING PAID TO MEMBER FAIRS

2000-2009

2000		2001		2002	
(1) Pari-Mutuel Distributions	33,526,873	(1) Pari-Mutuel Distributions	32,682,669	(1) Pari-Mutuel Distributions	32,249,252
(2) Commissions	8,628,051	(2) Commissions	8,554,397	(2) Commissions	8,380,538
(3) Project Funding	783,623	(3) Project Funding	1,245,172	(3) Project Funding	1,428,383
TOTAL	9,411,673	TOTAL	9,799,569	TOTAL	9,808,920
2003		2004		2005	
(1) Pari-Mutuel Distributions	31,928,107	(1) Pari-Mutuel Distributions	33,171,274	(1) Pari-Mutuel Distributions	29,430,938
(2) Commissions	8,112,371	(2) Commissions	8,110,285	(2) Commissions	7,224,756
(3) Project Funding	1,886,498	(3) Project Funding	1,416,899	(3) Project Funding	1,378,047
TOTAL	9,998,870	TOTAL	9,527,183	TOTAL	8,602,802
2006		2007		2008	
(1) Pari-Mutuel Distributions	28,325,882	(1) Pari-Mutuel Distributions	31,018,063	(1) Pari-Mutuel Distributions	32,762,661
(2) Commissions	6,608,660	(2) Commissions	7,176,710	(2) Commissions	7,800,550
(3) Project Funding	1,235,505	(3) Project Funding	1,257,747	(3) Project Funding	686,199
TOTAL	7,844,165	TOTAL	8,434,456	TOTAL	8,486,749
2009		2000-2009		<p>\$316.6 Million - Pari-Mutuel Distributions Made by CARF on behalf of Member Fairs</p> <p>\$78.1 Million - Pari-Mutuel Commissions Paid by CARF to Member Fairs</p> <p>\$11.7 Million - Project Funding Paid by CARF to Member Fairs</p>	
(1) Pari-Mutuel Distributions	31,539,280	(1) Pari-Mutuel Distributions	316,634,998		
(2) Commissions	7,516,626	(2) Commissions	78,112,943		
(3) Project Funding	413,916	(3) Project Funding	11,731,989		
TOTAL	7,930,543	TOTAL	406,479,930		



CALIFORNIA AUTHORITY OF RACING FAIRS

PROJECT FUNDING & PARI-MUTUEL DISTRIBUTIONS

SAN JOAQUIN COUNTY FAIR

(1) PARI-MUTUEL DISTRIBUTIONS MADE BY CARF ON
BEHALF OF THE SAN JOAQUIN COUNTY FAIR

(2) PARI-MUTUEL COMMISSIONS PAID TO SAN JOAQUIN COUNTY FAIR
(3) PROJECT FUNDING PAID TO SAN JOAQUIN COUNTY FAIR
2000-2009

2000		2001		2002	
(1) Pari-Mutuel Distributions	3,496,320	(1) Pari-Mutuel Distributions	3,530,282	(1) Pari-Mutuel Distributions	3,452,383
(2) Commissions to STK	988,339	(2) Commissions to STK	961,074.00	(2) Commissions to STK	952,308
(3) Project Funding to STK	96,824	(3) Project Funding to STK	336,240	(3) Project Funding to STK	93,162
TOTAL to Stockton	1,085,163	TOTAL to Stockton	1,297,314.00	TOTAL to Stockton	1,045,470
2003		2004		2005	
(1) Pari-Mutuel Distributions	3,740,288	(1) Pari-Mutuel Distributions	3,745,764	(1) Pari-Mutuel Distributions	4,041,057
(2) Commissions to STK	973,510	(2) Commissions to STK	946,206	(2) Commissions to STK	1,070,779
(3) Project Funding to STK	326,063	(3) Project Funding to STK	259,479	(3) Project Funding to STK	141,507
TOTAL to Stockton	1,299,573	TOTAL to Stockton	1,205,685	TOTAL to Stockton	1,212,286
2006		2007		2008	
(1) Pari-Mutuel Distributions	3,675,197	(1) Pari-Mutuel Distributions	5,564,460	(1) Pari-Mutuel Distributions	4,008,030
(2) Commissions to STK	905,268	(2) Commissions to STK	1,326,475	(2) Commissions to STK	941,626
(3) Project Funding to STK	147,832	(3) Project Funding to STK	124,455	(3) Project Funding to STK	49,605
TOTAL to Stockton	1,053,100	TOTAL to Stockton	1,450,930	TOTAL to Stockton	991,231
2009		2000-2009		<p>\$39.5 Million - Pari-Mutuel Distributions Made by CARF on Behalf of San Joaquin County Fair</p> <p>\$10 Million - Pari-Mutuel Commissions Paid by CARF to San Joaquin County Fair</p> <p>\$1.6 Million - Project Funding Paid by CARF to San Joaquin County Fair</p>	
(1) Pari-Mutuel Distributions	4,202,323	(1) Pari-Mutuel Distributions	39,456,104		
(2) Commissions to STK	933,664	(2) Commissions to STK	9,999,249		
(3) Project Funding to STK	45,250	(3) Project Funding to STK	1,620,417		
TOTAL to Stockton	978,914	TOTAL to Stockton	11,619,666		



	Stockton 2009	Stockton 2008	Stockton 2007	Stockton 2006	Stockton 2005	Stockton 2004	Stockton 2003	Stockton 2002	Stockton 2001	Stockton 2000
REVENUE:	6/18-6/28	9/3-9/14	6/13-6/24	6/15-6/26	6/15-6/26	6/16-6/27	6/11-6/22	06/12 - 06/23	06/13 - 06/24	06/14 - 06/25
Takeout	3,487,381	3,408,494	4,786,482	2,877,394	3,238,026	3,116,391	3,078,325	2,989,150	3,088,624	3,083,320
Programs	29,678	29,894	40,246	23,798	27,524	23,616	25,688	14,859	15,062	19,142
Overlap/Redistribute				204,301	227,457	206,109	240,767	254,418	249,522	227,994
Intra Outs/Refunds	27,569	29,384	43,847	16,283	17,096	16,454	15,784	11,467	15,343	10,461
Rights Fees	27,056	27,572	31,303	14,848	17,158	8,692	9,819	13,910	5,758	17,820
Misc Revenue	7,564	4,646	8,925	6,403	6,295	6,750	6,961	7,482	8,724	6,462
Supplemental Purses	83,460	52,700	85,120	167,855	70,220	122,712	164,395	78,190	142,767	117,776
Decoder Revenue	23,393	16,005	23,907	12,160	6,333	5,988	6,279	5,738	6,508	13,345
Share On Track Expenses	(1,781)	(1,890)	(1,847)	(1,915)	(1,657)	(3,479)	(1,563)	89	(189)	
AB509 International Los Alamitos					24,595					
Playfair/Claims/Other					3,169				(1,838)	
ADW California & Exports	518,003	441,225	546,477	354,071	404,840	242,531	193,834	77,080		
Total	4,202,323	4,008,030	5,564,460	3,675,197	4,041,057	3,745,764	3,740,288	3,452,383	3,530,282	3,496,320
DISTRIBUTED:										
F&E Fund 19614d/License	166,484	155,497	235,565	150,744	170,797	175,975	181,230	181,522	187,983	196,857
Rfee License Fee	2,165	2,206	2,504	1,188	1,373	695	785	1,113	461	1,426
Commingle Guest O/S	884,099	783,211	1,091,075	692,891	805,915	693,461	644,391	524,732	568,624	467,109
Interstate Host	141,538	140,319	205,946	96,475	75,887	82,400	87,371	87,479	81,158	72,042
Location Fee	210,889	206,226	295,951	166,248	170,021	183,142	187,988	193,611	197,819	212,025
Promotion	42,417	43,119	61,537	34,291	35,217	37,892	38,913	40,053	41,187	43,841
City/County	38,593	37,984	55,720	32,750	34,793	37,037	38,311	39,106	39,996	41,882
Stabling/Vanning	127,250	123,966	176,920	80,583	82,760	89,047	91,445	70,092	72,077	76,722
Equine Lab	11,695	11,510	16,885	9,924	10,543	11,224	11,610	11,850	12,121	12,692
Owners	8,688	8,499	12,431	7,762	8,113	8,784	9,063	9,612	9,856	10,346
Breeders	61,110	59,891	87,448	51,449	54,928	57,253	58,695	59,134	60,375	62,673
Rfee Breeders	747	761	864	410	474	240	271	384	159	492
ADW DISTRIBUTED:										
DIR	1,077	906	1,208	789	914	548	448	2		
Equine	3,949	3,323	4,429	2,894	3,353	2,008	1,643	7		
Backstretch	5,924	4,984	6,643	4,342	5,029	3,011	2,464	1,033		
Location Fees	71,805	45,912	80,525	52,626	60,957	36,501	29,865	12,517		
Retirement Fund	10,768	9,056								
AB480		14,504								
Workers Comp (CA & Exports)	6,646	5,449	6,586	4,313	4,341	3,155				
Breeders (CA & Exports)	21,249	19,377	22,710	12,764	16,298	9,693	7,722	3,098		
License Fee on exports	2,084	2,028	1,199	1,004	1,248	836	650	153		
MOVED TO PURSE ACCT										
Purses Generated	559,075	575,803	785,288	504,061	612,638	568,087	576,015	588,335	602,479	616,726
Excess 6%	107,880	130,147	239,519	144,103	162,018	174,202	195,422	207,068	235,428	242,908
Rfees	12,072	12,303	13,967	6,625	7,656	3,878	4,381	6,207	2,569	7,951
Misc Revenue	3,782	2,323	4,463	3,202	3,147	3,375	3,480	3,741	4,362	3,231
Decoder Revenue	11,696	8,003	11,954	6,080	3,167	2,994	3,140	2,869	3,254	6,673
Intra Outs/Refunds	13,784	14,692	21,924	8,141	8,548	8,227	7,892	5,733	7,671	5,230
Ovrpmt/Track Comm	0	0	0	0	0	0	0	0	(85)	0
Supplemental	0	0	0	78,115	0	61,597	85,820	0	67,967	47,326
Performance	83,460	52,700	85,120	89,740	70,220	61,115	78,575	78,190	74,800	70,450
AB 701 W/C	40,462	37,387	53,215	35,132	41,644	41,263				
ADW - Purses (CA & Export)	196,781	167,826	212,366	138,430	157,188	93,846	75,886	30,270		
PAID TO TRACK:										
Commissions Generated	474,055	498,951	676,360	433,449	530,201	499,608	512,258	534,187	549,936	571,568
Redistribute				77,599	95,181	78,017	90,314	98,903	97,517	90,410
Out of State	84,775	79,347	109,080	67,972	76,312	62,835	57,343	48,657	47,386	41,226
Excess 6%	107,880	130,147	239,519	144,103	162,018	174,202	195,422	207,068	235,428	242,908
RFees	12,072	12,303	13,967	6,625	7,656	3,878	4,381	6,207	2,569	7,951
Misc Revenue	3,782	2,323	4,463	3,202	3,147	3,375	3,480	3,741	4,362	3,231
Decoder Revenue	11,696	8,003	11,954	6,080	3,167	2,994	3,140	2,869	3,254	6,673
Intra Outs/Refunds	13,784	14,692	21,924	8,141	8,548	8,227	7,892	5,733	7,671	5,230
Simulcast Expense (ncot)	420,490	386,489	444,023	352,853	361,092	348,072	343,301	342,166	298,948	309,381
Track Programs	29,678	29,894	40,246	23,798	27,524	23,616	25,688	14,859	15,062	19,142
Ontrack Expenses	(1,781)	(1,890)	(1,847)	(1,915)	(1,657)	(3,479)	(1,563)	89	(189)	
ADW - Track (CA & Export)	197,721	167,859	210,810	136,909	155,511	92,930	75,152			
Rounding Adjustment	0	1	0	0	2	4	4	4	(0)	0
Racing Audit Adj	0	0	0	(694)	3,169	0	0	(7)	(85)	0
Playfair/Claims/Other	(0)	0	0	0	0	0	0	29,997	(1,838)	0
	4,202,323	4,008,030	5,564,460	3,675,197	4,041,057	3,745,764	3,740,288	3,452,383	3,530,282	3,496,320
Total Purses	1,028,994	1,001,184	1,427,815	1,013,629	1,066,225	1,018,584	1,030,612	922,413	998,446	1,000,496
Total Commissions	933,663	941,629	1,326,475	905,268	1,070,779	946,206	973,510	952,308	961,074	988,339

California Authority of Racing Fairs

Cumulative Funding Disbursements to San Joaquin County Fair 2000-2009

	2000	2001	2002	2003	2004	2005	2006	2007	2008	2009	TOTALS
Infotext Funds	\$23,076										\$23,076
LOU1 Area Enhancements											\$0
Equipment Replacement Fund	\$998	\$1,990	\$47,912	\$90,813	\$5,618	\$11,326	\$6,782	\$9,830	\$4,355	\$0	\$179,625
SWF upgrades	\$72,750										\$72,750
SWF Million alloc funds						\$59,121	\$3,300				\$62,421
Backstretch Improvements											
Restrooms 2000-2001 exp		\$149,764									\$149,764
Horsebarn restrooms		\$44,236									\$44,236
Restrooms		\$95,000									\$95,000
Tackrooms				\$190,000							\$190,000
Jock's room, masonry wall					\$208,611						\$208,611
SWF upgrades						\$25,811					\$25,811
Asphalt project							\$92,500				\$92,500
Grandstand painting, fencing								\$69,375			\$69,375
Racetrack Maintenance		\$45,250	\$45,250	\$45,250	\$45,250	\$45,250	\$45,250	\$45,250	\$45,250	\$45,250	\$407,250
Total Funding	\$96,824	\$336,240	\$93,162	\$326,063	\$259,479	\$141,507	\$147,832	\$124,455	\$49,605	\$45,250	\$1,620,419

CALIFORNIA AUTHORITY OF RACING FAIRS PROJECT FUNDING & PARI-MUTUEL DISTRIBUTIONS

ALAMEDA COUNTY FAIR

(1) PARI-MUTUEL DISTRIBUTIONS MADE BY CARF ON
BEHALF OF THE ALAMEDA COUNTY FAIR

(2) PARI-MUTUEL COMMISSIONS PAID TO ALAMEDA COUNTY FAIR

(3) PROJECT FUNDING PAID TO ALAMEDA COUNTY FAIR

2000-2009

2000		2001		2002	
(1) Pari-Mutuel Distributions	7,451,826	(1) Pari-Mutuel Distributions	7,081,988	(1) Pari-Mutuel Distributions	6,878,892
(2) Commissions to PLN	1,937,518	(2) Commissions to PLN	1,844,663	(2) Commissions to PLN	1,752,821
(3) Project Funding to PLN	72,750	(3) Project Funding to PLN	243,627	(3) Project Funding to PLN	284,643
TOTAL to Pleasanton	2,010,268	TOTAL to Pleasanton	2,088,290	TOTAL to Pleasanton	2,037,464

2003		2004		2005	
(1) Pari-Mutuel Distributions	6,929,459	(1) Pari-Mutuel Distributions	7,320,151	(1) Pari-Mutuel Distributions	7,645,223
(2) Commissions to PLN	1,708,203	(2) Commissions to PLN	1,747,421	(2) Commissions to PLN	1,949,332
(3) Project Funding to PLN	337,744	(3) Project Funding to PLN	86,004	(3) Project Funding to PLN	329,497
TOTAL to Pleasanton	2,045,947	TOTAL to Pleasanton	1,833,425	TOTAL to Pleasanton	2,278,829

2006		2007		2008	
(1) Pari-Mutuel Distributions	7,186,185	(1) Pari-Mutuel Distributions	7,773,382	(1) Pari-Mutuel Distributions	6,848,934
(2) Commissions to PLN	1,668,428	(2) Commissions to PLN	1,861,089	(2) Commissions to PLN	1,605,554
(3) Project Funding to PLN	125,941	(3) Project Funding to PLN	88,579	(3) Project Funding to PLN	267,328
TOTAL to Pleasanton	1,794,369	TOTAL to Pleasanton	1,949,668	TOTAL to Pleasanton	1,872,882

2009	
(1) Pari-Mutuel Distributions	7,764,926
(2) Commissions to PLN	1,862,330
(3) Project Funding to PLN	68,110
TOTAL to Pleasanton	1,930,440

2000-2009	
(1) Pari-Mutuel Distributions	72,880,966
(2) Commissions to PLN	17,937,359
(3) Project Funding to PLN	1,904,223
TOTAL to Pleasanton	19,841,582

\$72.9 Million - Pari-Mutuel
Distributions Made by CARF
on Behalf of Alameda
County Fair

\$17.9 Million - Pari-Mutuel
Commissions Paid by CARF to
Alameda County Fair

\$1.9 Million - Project Funding
Paid by CARF to Alameda
County Fair



	Pleasanton 2009 7/1-7/19	Pleasanton 2008 6/25-7/6	Pleasanton 2007 6/27-7/8	Pleasanton 2006 6/29-7/10	Pleasanton 2005 6/29-7/10	Pleasanton 2004 6/30-7/11	Pleasanton 2003 06/25 - 07/06	Pleasanton 2002 06/26 - 07/07	Pleasanton 2001 06/27 - 07/08	Pleasanton 2000 06/28 - 07/09
REVENUE:										
Takeout	6,616,654	5,952,373	6,813,405	6,406,893	6,772,674	6,665,986	6,409,654	6,515,611	6,879,911	7,242,171
Programs	45,828	38,506	47,858	42,273	48,239	53,839	56,462	31,187	33,325	36,248
Overlap/Redistribute										
Intra Outs/Refunds	47,742	70,209	48,501	45,689	35,971	37,601	54,045	48,930	51,713	34,870
Rights Fees	54,685	38,965	38,093	33,484	33,292	27,335	23,653	20,180	3,814	18,288
Misc Revenue	10,956	5,931	8,605	8,674	8,017	8,521	9,650	10,129	14,016	8,108
Supplemental Purses	130,040	80,000	104,825	116,000	84,160	71,560	88,025	91,465	87,350	95,100
Decoder Revenue	40,421	21,327	26,275	26,992	14,691	14,493	14,005	13,067	16,046	17,041
Share On Track Expenses	(2,899)	(1,942)	(2,630)	(2,608)	(673)	(5,468)	(2,830)	(1,059)	(1,123)	0
AB509 International Los Alamitos	0	0	0	0	42,575	0	0	0	0	0
Playfair/Claims/Other	0	0	0	0	0	0	8,814	0	(3,065)	0
ADW California & Exports	821,500	643,566	688,449	508,787	521,978	352,111	267,982	149,382	0	0
Total	7,764,926	6,848,934	7,773,382	7,186,185	7,560,924	7,225,978	6,929,459	6,878,892	7,081,988	7,451,826
DISTRIBUTED:										
F&E Fund 19614d/License	79,870	294,938	340,039	319,526	343,737	351,152	351,023	372,203	399,496	429,086
F&E Recapture	8,137	0	0	0	0	0	0	0	0	0
CHRB Support	105,057	0	0	0	0	0	0	0	0	0
Rfee License Fee	0	3,117	3,047	2,679	2,663	2,187	1,892	1,614	305	1,463
Sec 19601.2(a)										
Commingle Guest O/S	1,724,173	1,603,504	1,712,943	1,695,068	1,626,359	1,613,430	1,467,177	1,282,740	1,260,039	1,414,375
Interstate Host	240,997	185,680	222,842	209,677	176,936	197,288	194,063	196,316	199,860	175,297
Location Fee	334,382	298,681	353,120	327,876	331,310	349,263	360,000	378,369	404,993	417,441
Promotion	71,160	65,047	78,512	71,932	74,148	76,674	79,069	83,557	89,624	91,678
City/County	71,850	65,411	76,768	70,968	75,291	76,766	78,058	83,193	89,436	93,170
Stabling/Vanning	213,480	187,011	225,722	169,041	174,248	180,185	185,812	146,224	156,844	160,437
Equine Lab	21,773	19,822	23,263	21,506	22,816	23,263	23,654	25,211	27,102	28,234
Owners	16,068	14,600	16,849	15,761	16,759	17,123	17,418	18,625	20,070	21,020
Breeders	118,130	103,725	121,403	111,873	117,496	119,824	120,547	127,288	135,756	141,326
Rfee Breeders	1,641	1,075	1,051	924	919	754	653	557	105	505
ADW DISTRIBUTED:										
DIR	1,634	1,284	1,484	1,132	1,177	773	613	4	0	0
Equine	5,992	4,709	5,441	4,150	4,317	2,834	2,249	13	0	0
Backstretch	8,989	7,063	8,161	6,225	6,476	4,251	3,373	1,980	0	0
Location Fees	108,953	85,613	98,926	75,449	78,493	51,530	40,887	23,996	0	0
Retirement Fund	16,334	12,830	0	0	0	0	0	0	0	0
AB480	0	0	0	0	0	0	0	0	0	0
Workers Comp (CA & Exports)	11,034	11,763	10,757	6,867	6,517	5,222	0	0	0	0
Breeders (CA & Exports)	32,358	25,442	27,625	18,019	20,391	14,029	10,578	5,887	0	0
License Fee on exports	0	4,216	2,378	1,933	1,945	1,848	1,068	296	0	0
F&E	179	0	0	0	0	0	0	0	0	0
CHRB Support	2,311	0	0	0	0	0	0	0	0	0
MOVED TO PURSE ACCT										
Purses Generated	1,177,574	1,040,170	1,197,423	1,125,047	1,317,666	1,221,859	1,180,660	1,282,759	1,385,550	1,458,827
License SB16	64,706	0	0	0	0	0	0	0	0	0
Overlap/Redistribute 19601.2(a)										
Excess 6%	202,867	233,130	307,307	264,842	273,971	306,279	326,327	353,658	406,164	426,992
Rfees	26,522	17,386	16,997	14,941	14,855	12,197	10,554	9,004	1,702	8,160
Misc Revenue	5,478	2,966	4,303	4,337	4,008	4,261	4,825	5,064	7,008	4,054
Decoder Revenue	20,211	10,663	13,138	13,496	7,346	7,246	7,002	6,533	8,023	8,521
Intra Outs/Refunds	23,871	35,104	24,250	22,844	17,985	18,801	27,022	24,465	25,856	17,435
Supplemental	0	0	0	0	0	0	0	0	0	0
Performance	130,040	80,000	104,825	116,000	84,160	71,560	88,025	91,465	87,350	95,100
AB 701 W/C	76,028	72,281	82,162	77,396	84,256	83,636	0	0	0	0
ADW - Purses (CA & Export)	319,140	246,701	268,494	198,953	202,789	136,637	105,325	59,017	0	0
PAID TO TRACK:										
Commissions Generated	1,000,064	881,666	1,022,339	966,992	1,164,519	1,065,788	1,045,183	1,155,585	1,265,179	1,331,319
License SB16	64,706	0	0	0	0	0	0	0	0	0
Redistribute	0	0	0	0	0	0	0	0	0	0
Out of State	161,107	144,131	162,344	145,249	134,910	139,617	120,954	110,195	101,759	104,790
Excess 6%	202,867	233,130	307,307	264,842	273,971	306,279	326,327	353,658	406,164	426,992
Rfees	26,522	17,386	16,997	14,941	14,855	12,197	10,554	9,004	1,702	8,160
Misc Revenue	5,478	2,966	4,303	4,337	4,008	4,261	4,825	5,064	7,008	4,054
Decoder Revenue	20,211	10,663	13,138	13,496	7,346	7,246	7,002	6,533	8,023	8,521
Intra Outs/Refunds	23,871	35,104	24,250	22,844	17,985	18,801	27,022	24,465	25,856	17,435
Simulcast Expense (ncot)	661,668	509,446	563,065	549,297	606,855	537,559	533,381	546,033	532,040	521,187
Track Programs	45,828	38,506	47,858	42,273	48,239	53,839	56,462	31,187	33,325	36,248
Ontrack Expenses	(2,899)	(1,942)	(2,630)	(2,608)	(673)	(5,468)	(2,830)	(1,059)	(1,123)	0
ADW - Track (CA & Export)	314,575	243,942	265,183	196,061	199,872	134,984	103,886	58,178	0	0
Rounding Adjustment	(10)	1	0	0	1	4	4	11	(0)	0
Racing Audit Adj	0	0	0	0	0	0	0	0	(166)	0
Playfair/Claims/Other	0	0	0	0	0	0	8,814	0	(3,065)	0
Total Purses	2,046,437	1,738,401	2,018,898	1,837,857	2,007,036	1,862,475	1,749,741	1,831,966	1,921,653	2,019,088
Total Commissions	1,862,319	1,605,554	1,861,089	1,668,428	1,865,033	1,737,547	1,708,203	1,752,821	1,844,663	1,937,518

California Authority of Racing Fairs

Cumulative Funding Disbursements to Alameda County Fair 2000-2009

	2000	2001	2002	2003	2004	2005	2006	2007	2008	2009	TOTALS
Infotext Funds											\$0
LOU1 Area Enhancements					\$5,000						\$5,000
Equipment Replacement Fund		\$94,386	\$118,803	\$37,937	\$2,606	\$32,783	\$7,851	\$15,799	\$15,359	\$22,860	\$348,384
SWF upgrades											
SWF upgrades	\$72,750										\$72,750
SWF Million alloc funds					\$33,148	\$42,991					\$76,139
Backstretch Improvements											
Bathroom upgrades		\$103,991									\$103,991
Horse Racks			\$83,513								\$83,513
Waste Water			\$37,077								\$37,077
Barn Roofs				\$254,557							\$254,557
Horse Barn						\$19,310					\$19,310
Barns Restroom						\$57,690					\$57,690
Paddock						\$131,474					\$131,474
Jockey Club House							\$72,840				\$72,840
Froehlich,Kow&Gong -TB study								\$27,530			\$27,530
Alameda Study									\$17,756		\$17,756
Main Well Capital Improvement									\$71,108		\$71,108
Hay Covers									\$19,853		\$19,853
Auxiliary Well/Bridal Path									\$92,157		\$92,157
Grandstand Lighting									\$5,845		\$5,845
Racetrack Maintenance											
		\$45,250	\$45,250	\$45,250	\$45,250	\$45,250	\$45,250	\$45,250	\$45,250	\$45,250	\$407,250
Total Funding	\$72,750	\$243,627	\$284,643	\$337,744	\$86,004	\$329,497	\$125,941	\$88,579	\$267,328	\$68,110	\$1,904,222

CALIFORNIA AUTHORITY OF RACING FAIRS

PROJECT FUNDING & PARI-MUTUEL DISTRIBUTIONS

SOLANO COUNTY FAIR

(1) PARI-MUTUEL DISTRIBUTIONS MADE BY CARF ON
BEHALF OF THE SOLANO COUNTY FAIR

(2) PARI-MUTUEL COMMISSIONS PAID TO SOLANO COUNTY FAIR

(3) PROJECT FUNDING PAID TO SOLANO COUNTY FAIR

2000-2009

2000		2001		2002	
(1) Pari-Mutuel Distributions	7,010,390	(1) Pari-Mutuel Distributions	6,861,755	(1) Pari-Mutuel Distributions	6,420,624
(2) Commissions to SOL	1,677,620	(2) Commissions to SOL	1,686,812	(2) Commissions to SOL	1,593,131
(3) Project Funding to SOL	260,991	(3) Project Funding to SOL	48,121	(3) Project Funding to SOL	202,188
TOTAL to Vallejo	1,938,611	TOTAL to Vallejo	1,734,933	TOTAL to Vallejo	1,795,319
2003		2004		2005	
(1) Pari-Mutuel Distributions	6,282,938	(1) Pari-Mutuel Distributions	6,699,461	(1) Pari-Mutuel Distributions	6,658,853
(2) Commissions to SOL	1,487,039	(2) Commissions to SOL	1,511,328	(2) Commissions to SOL	1,544,044
(3) Project Funding to SOL	286,410	(3) Project Funding to SOL	291,816	(3) Project Funding to SOL	80,995
TOTAL to Vallejo	1,773,449	TOTAL to Vallejo	1,803,144	TOTAL to Vallejo	1,625,039
2006		2007		2008	
(1) Pari-Mutuel Distributions	6,249,389	(1) Pari-Mutuel Distributions	14,536,602	(1) Pari-Mutuel Distributions	5,842,714
(2) Commissions to SOL	1,423,819	(2) Commissions to SOL	3,230,587	(2) Commissions to SOL	1,329,792
(3) Project Funding to SOL	106,777	(3) Project Funding to SOL	146,413	(3) Project Funding to SOL	125,357
TOTAL to Vallejo	1,530,596	TOTAL to Vallejo	3,377,000	TOTAL to Vallejo	1,455,149
2009		2000-2009			
(1) Pari-Mutuel Distributions	2,556,790	(1) Pari-Mutuel Distributions	69,119,516	<p>\$69.1 Million - Pari-Mutuel Distributions Made by CARF on Behalf of Solano County Fair</p> <p>\$16.1 Million - Pari-Mutuel Commissions Paid by CARF to Solano County Fair</p> <p>\$1.6 Million - Project Funding Paid by CARF to Solano County Fair</p>	
(2) Commissions to SOL	595,478	(2) Commissions to SOL	16,079,650		
(3) Project Funding to SOL	68,217	(3) Project Funding to SOL	1,617,285		
TOTAL to Vallejo	663,695	TOTAL to Vallejo	17,696,935		



	Solano 2009	Solano 2008	Wine Country 2007	Solano 2006	Solano 2005	Solano 2004	Solano 2003	Solano 2002	Solano 2001	Solano 2000
REVENUE:	7/22-7/26	7/9-7/21	7/11-8/6	7/13-7/25	7/13-7/25	7/14-7/26	07/9 - 07/20	07/10 - 07/21	07/11 - 07/23	07/12 - 07/24
Takeout	2,142,336	5,052,154	12,865,483	5,529,972	5,944,774	6,189,122	5,803,102	5,975,648	6,659,189	6,799,475
Programs	16,704	40,144	91,564	41,424	46,239	51,777	55,186	64,516	37,205	38,435
Overlap/Redistribute										
Intra Outs/Refunds	45,422	33,963	73,888	46,518	32,233	29,149	36,274	94,089	31,398	32,287
Rights Fees	21,152	37,758	76,944	31,769	31,687	26,934	22,453	22,940	16,439	19,951
Misc Revenue	3,292	6,833	18,771	8,486	6,838	7,415	7,621	9,879	10,727	7,554
Supplemental Purses	43,920	76,780	220,235	118,900	87,930	76,790	89,525	94,950	95,175	101,100
Decoder Revenue	11,892	20,395	45,117	22,919	12,073	11,978	11,581	11,827	13,762	11,588
Share On Track Expenses	(1,196)	(2,216)	(4,862)	(2,041)	(1,777)	(6,012)	(1,923)	(288)	(235)	0
AB509 International Los Alamitos					20,039					
Playfair/Claims/Other	0	0	0	0	0	0	0	0	(1,905)	0
ADW California & Exports	273,268	576,903	1,149,462	451,442	478,817	312,308	259,120	147,063	0	0
Total	2,556,790	5,842,714	14,536,602	6,249,389	6,658,853	6,699,461	6,282,938	6,420,624	6,861,755	7,010,390
DISTRIBUTED:										
F&E Fund 19614d/License	19,804	232,406	595,143	259,877	283,371	297,098	295,954	311,515	353,898	362,760
F&E Recapture	2,566	0	0	0	0	0	0	0	0	0
CHRB Support	33,129	0	0	0	0	0	0	0	0	0
Rfee License Fee	0	3,021	6,156	2,542	2,535	2,155	1,796	1,835	1,315	1,596
Sec 19601.2(a)										
Commingle Guest O/S	612,711	1,357,571	3,859,916	1,503,061	1,589,646	1,750,313	1,549,045	1,399,943	1,525,508	1,751,131
Interstate Host	70,256	174,325	391,337	176,847	158,016	158,863	158,809	175,225	167,381	130,305
Location Fee	120,945	301,309	656,678	323,026	330,889	341,836	338,914	371,678	412,320	400,753
Promotion	24,555	61,326	138,677	67,375	69,569	72,047	70,822	77,671	86,657	83,934
City/County	22,306	54,457	131,078	59,699	63,215	65,675	64,729	70,375	79,356	77,765
Stabling/Vanning	73,666	176,313	398,696	158,331	163,486	169,312	166,431	135,925	151,650	146,885
Equine Lab	6,760	16,502	39,722	18,091	19,156	19,902	19,615	21,326	24,047	23,566
Owners	4,916	12,031	29,283	13,470	14,265	14,898	14,660	16,190	18,040	18,074
Breeders	37,111	86,517	211,183	94,562	99,733	104,050	101,414	109,137	122,304	120,562
Rfee Breeders	635	1,042	2,124	877	875	743	620	633	454	551
ADW DISTRIBUTED:										
DIR	553	1,179	2,443	984	1,044	673	579	3	0	0
Equine	2,026	4,325	8,956	3,608	3,828	2,469	2,123	12	0	0
Backstretch	3,039	6,487	13,434	5,413	5,742	3,704	3,184	1,864	0	0
Location Fees	36,837	78,631	162,841	65,606	69,594	44,894	38,597	22,597	0	0
Retirement Fund	5,522	11,786	0	0	0	0	0	0	0	0
AB480	0	0	0	0	0	0	0	0	0	0
Workers Comp (CA & Exports)	4,347	9,502	17,554	6,313	6,513	4,950	0	0	0	0
Breeders (CA & Exports)	11,700	22,895	45,366	17,748	19,768	12,736	10,683	6,070	0	0
License Fee on exports	0	3,238	5,859	1,601	1,763	1,516	1,073	282	0	0
F&E	48	0	0	0	0	0	0	0	0	0
CHRB Support	617	0	0	0	0	0	0	0	0	0
MOVED TO PURSE ACCT										
Purses Generated	339,189	798,628	2,093,241	886,870	1,017,585	1,017,168	980,799	1,060,632	1,210,063	1,214,112
License SB16	20,404	0	0	0	0	0	0	0	0	0
Overlap/Redistribute 19601.2(a)										
Excess 6%	75,527	225,153	514,640	266,179	257,381	292,207	314,979	341,728	408,359	393,952
Rfees	10,259	16,847	34,332	14,175	14,139	12,018	10,018	10,236	7,335	8,902
Misc Revenue	1,646	3,417	9,385	4,243	3,419	3,708	3,811	4,939	5,364	3,777
Decoder Revenue	5,946	10,197	22,559	11,459	6,036	5,989	5,790	5,913	6,881	5,794
Intra Outs/Refunds	22,711	16,982	36,944	23,259	16,117	14,574	18,137	47,045	15,699	16,144
Supplemental	0	0	0	0	0	0	0	0	0	0
Performance	43,920	76,780	220,235	118,900	87,930	76,790	89,525	94,950	95,175	101,100
AB 701 W/C	26,275	59,789	158,769	68,067	75,033	80,809	0	0	0	0
ADW - Purses (CA & Export)	104,117	220,682	448,597	175,119	185,356	120,735	101,419	58,156	0	0
PAID TO TRACK:										
Commissions Generated	282,277	677,771	1,735,807	757,190	882,457	868,795	852,989	939,472	1,084,075	1,076,838
License SB16	20,404	0	0	0	0	0	0	0	0	0
Redistribute	0	0	0	0	0	0	0	0	0	0
Out of State	56,738	123,318	345,807	132,881	134,823	147,641	126,591	121,493	124,074	133,779
Excess 6%	75,527	225,153	514,640	266,179	257,381	292,207	314,979	341,728	408,359	393,952
Rfees	10,259	16,847	34,332	14,175	14,139	12,018	10,018	10,236	7,335	8,902
Misc Revenue	1,646	3,417	9,385	4,243	3,419	3,708	3,811	4,939	5,364	3,777
Decoder Revenue	5,946	10,197	22,559	11,459	6,036	5,989	5,790	5,913	6,881	5,794
Intra Outs/Refunds	22,711	16,982	36,944	23,259	16,117	14,574	18,137	47,045	15,699	16,144
Simulcast Expense (ncot)	217,275	469,583	1,050,867	478,268	548,806	496,300	432,371	481,611	483,137	471,108
Track Programs	16,704	40,144	91,564	41,424	46,239	51,777	55,186	64,516	37,205	38,435
Ontrack Expenses	(1,196)	(2,216)	(4,862)	(2,041)	(1,777)	(6,012)	(1,923)	(288)	(235)	0
ADW - Track (CA & Export)	104,462	218,178	444,410	175,049	185,210	120,626	101,458	58,060	0	0
Rounding Adjustment	(3)	1	1	0	1	4	4	18	(0)	0
Racing Audit Adj									(39)	
Playfair/Claims/Other	0	0	0	0	0	0	0	0	(1,905)	0
	2,556,790	5,842,714	14,536,602	6,249,389	6,658,853	6,699,461	6,282,938	6,420,624	6,861,755	7,010,390
Total Purses	649,995	1,428,476	3,538,702	1,568,271	1,662,994	1,623,999	1,524,478	1,623,599	1,748,876	1,743,781
Total Commissions	595,475	1,329,792	3,230,587	1,423,819	1,544,044	1,511,328	1,487,039	1,593,131	1,686,812	1,677,620

California Authority of Racing Fairs

Cumulative Funding Disbursements to Solano County Fair 2000-2009

	2000	2001	2002	2003	2004	2005	2006	2007	2008	2009	TOTALS
LOU1 Area Enhancements	\$184,998										\$184,998
Equipment Replacement Fund	\$3,243	\$2,871	\$225	\$1,669	\$67,983	\$2,294	\$567	\$544	\$437	\$22,967	\$102,801
SWF upgrades	\$72,750										\$72,750
Backstretch Improvements											
RV Spaces			\$31,407								\$31,407
Restroom/shower, stable area housing			\$125,306								\$125,306
Backstretch Electrical				\$23,338							\$23,338
Horsestall Footing				\$51,356							\$51,356
Horsebarn				\$164,797							\$164,797
Backstretch					\$71,982						\$71,982
Water/Sewer for Restrooms					\$54,923						\$54,923
Wash Racks/ Restrooms					\$51,678						\$51,678
Pumps/Stall repairs						\$9,287					\$9,287
Stall, drain, Jockey Kitchen						\$24,163					\$24,163
Froehlich, Kow & Gong Solano Study							\$16,739				\$16,739
Drainage, Electrical, Paving							\$44,220				\$44,220
Froehlich, Kow & Gong Solano Harness Study								\$29,029			\$29,029
Wash Rack repairs								\$32,499			\$32,499
Stall improvements/ Vanning & Stabling								\$39,092			\$39,092
Froehlich, Kow & Gong Solano Harness Study									\$1,000		\$1,000
Refurbished Jockey Kitchen, Racing patio									\$51,779		\$51,779
RV Electrical									\$26,891		\$26,891
Racetrack Maintenance											
		\$45,250	\$45,250	\$45,250	\$45,250	\$45,250	\$45,250	\$45,250	\$45,250	\$45,250	\$407,250
Total Funding	\$260,991	\$48,121	\$202,188	\$286,410	\$291,816	\$80,995	\$106,777	\$146,413	\$125,357	\$68,217	\$1,617,284

CALIFORNIA AUTHORITY OF RACING FAIRS PROJECT FUNDING & PARI-MUTUEL DISTRIBUTIONS

SONOMA COUNTY FAIR

(1) PARI-MUTUEL DISTRIBUTIONS MADE BY CARF ON BEHALF OF THE SONOMA COUNTY FAIR

(2) PARI-MUTUEL COMMISSIONS PAID TO SONOMA COUNTY FAIR

(3) PROJECT FUNDING PAID TO SONOMA COUNTY FAIR

2000-2009

2000	2001	2002
(1) Pari-Mutuel Distributions 8,406,206	(1) Pari-Mutuel Distributions 7,677,473	(1) Pari-Mutuel Distributions 7,862,315
(2) Commissions to SR 2,069,321	(2) Commissions to SR 1,958,593	(2) Commissions to SR 2,000,666
(3) Project Funding to SR 124,361	(3) Project Funding to SR 242,968	(3) Project Funding to SR 58,680
TOTAL to Santa Rosa 2,193,682	TOTAL to Santa Rosa 2,201,561	TOTAL to Santa Rosa 2,059,346
2003	2004	2005
(1) Pari-Mutuel Distributions 7,659,677	(1) Pari-Mutuel Distributions 8,215,653	(1) Pari-Mutuel Distributions 8,368,804
(2) Commissions to SR 1,947,818	(2) Commissions to SR 2,005,668	(2) Commissions to SR 2,001,137
(3) Project Funding to SR 296,127	(3) Project Funding to SR 79,878	(3) Project Funding to SR 425,613
TOTAL to Santa Rosa 2,243,945	TOTAL to Santa Rosa 2,085,546	TOTAL to Santa Rosa 2,426,750
2006	2007	2008
(1) Pari-Mutuel Distributions 8,150,674	(1) Pari-Mutuel Distributions 14,536,602	(1) Pari-Mutuel Distributions 7,457,266
(2) Commissions to SR 1,858,869	(2) Commissions to SR 3,230,587	(2) Commissions to SR 1,703,499
(3) Project Funding to SR 369,851	(3) Project Funding to SR 141,325	(3) Project Funding to SR 58,659
TOTAL to Santa Rosa 2,228,720	TOTAL to Santa Rosa 3,371,912	TOTAL to Santa Rosa 1,762,158
2009	2000-2009	
(1) Pari-Mutuel Distributions 5,894,507	(1) Pari-Mutuel Distributions 84,229,177	
(2) Commissions to SR 1,423,305	(2) Commissions to SR 20,199,463	
(3) Project Funding to SR 48,066	(3) Project Funding to SR 1,845,528	
TOTAL to Santa Rosa 1,471,371	TOTAL to Santa Rosa 22,044,991	

\$84.2 Million - Pari-Mutuel Distributions Made by CARF on Behalf of Sonoma County Fair

\$20.2 Million - Pari-Mutuel Commissions Paid by CARF to Sonoma County Fair

\$1.85 Million - Project Funding Paid by CARF to Sonoma County Fair

* Does not include \$1.5 Million loan from F&E for Turf Course, facilitated by CARF.



	Sonoma 2009	Sonoma 2008	Wine Country 2007	Sonoma 2006	Sonoma 2005	Sonoma 2004	Sonoma 2003	Sonoma 2002	Sonoma 2001	Sonoma 2000
REVENUE:	7/29-8/9	7/23-8/4	7/11-8/6	7/27-8/8	7/27-8/8	7/28-8/9	07/23 - 08/04	07/24 - 08/05	07/25 - 08/06	07/26 - 08/07
Takeout	5,049,966	6,564,091	12,865,483	7,322,068	7,592,913	7,551,129	7,120,965	7,419,739	7,453,611	8,176,076
Programs	35,006	43,622	91,564	45,355	51,321	57,869	63,443	71,064	37,487	38,941
Overlap/Redistribute										
Intra Outs/Refunds	48,600	50,945	73,888	39,483	44,380	81,790	41,852	46,497	41,284	45,334
Rights Fees	31,826	43,170	76,944	35,248	30,571	27,483	23,683	21,873	21,101	19,951
Misc Revenue	6,310	6,975	18,771	8,560	6,486	8,181	7,388	9,060	14,753	6,253
Supplemental Purses	91,460	89,910	220,235	133,550	93,760	78,045	98,400	101,780	95,700	94,350
Decoder Revenue	26,933	22,624	45,117	24,804	13,513	14,237	13,563	12,362	14,008	13,557
Share On Track Expenses	(2,257)	(2,600)	(4,862)	(2,548)	(652)	(2,828)	(2,694)	(1,019)	(471)	0
AB509 International Los Alamitos	0	0	0	0	0	0	0	0	0	0
Playfair/Claims/Other	0	0	0	0	0	0	0	0	0	11,745
ADW California & Exports	606,663	638,529	1,149,462	544,154	536,513	399,746	293,078	180,959	0	0
Total	5,894,507	7,457,266	14,536,602	8,150,674	8,368,804	8,215,653	7,659,677	7,862,315	7,677,473	8,406,206
DISTRIBUTED:										
F&E Fund 19614d/License	60,961	314,852	595,143	354,959	387,143	392,407	390,506	402,535	422,477	443,831
F&E Recapture	6,148	0	0	0	0	0	0	0	0	0
CHRB Support	79,368	0	0	0	0	0	0	0	0	0
Rfee License Fee	0	3,454	6,156	2,820	2,446	2,199	1,895	1,750	1,688	1,596
Sec 19601.2(a)										
Commingle Guest O/S	1,389,318	1,895,791	3,859,916	2,167,955	1,975,991	1,899,695	1,584,994	1,713,735	1,591,091	2,113,290
Interstate Host	164,279	206,852	391,337	199,043	201,523	188,234	179,818	180,260	175,083	152,739
Location Fee	259,045	336,680	656,678	353,432	391,402	401,696	408,846	421,496	433,883	442,864
Promotion	53,667	69,921	138,677	75,762	84,002	85,730	87,003	89,810	91,941	93,443
City/County	53,795	68,989	131,078	75,997	84,083	85,178	86,435	88,745	91,923	93,861
Stabling/Vanning	160,999	201,023	398,696	178,041	197,404	201,466	204,457	157,168	160,897	163,526
Equine Lab	16,302	20,906	39,722	23,030	25,480	25,812	26,195	26,893	27,856	28,443
Owners	12,026	15,314	29,283	16,851	18,815	19,280	19,498	20,269	21,062	22,209
Breeders	88,992	110,473	211,183	121,314	132,394	133,104	133,125	137,060	141,172	145,292
Rfee Breeders	955	1,191	2,124	973	844	759	654	604	582	551
ADW DISTRIBUTED:										
DIR	1,215	1,285	2,443	1,157	1,155	871	653	4	0	0
Equine	4,455	4,711	8,956	4,241	4,235	3,192	2,394	15	0	0
Backstretch	6,683	7,067	13,434	6,362	6,352	4,788	3,592	2,251	0	0
Location Fees	80,100	85,245	162,841	77,113	76,997	58,042	43,535	27,286	0	0
Retirement Fund	12,142	12,842	0	0	0	0	0	0	0	0
AB480	902	417	0	0	0	0	0	0	0	0
Workers Comp (CA & Exports)	9,155	11,085	17,554	8,805	7,915	6,335	0	0	0	0
Breeders (CA & Exports)	23,826	25,080	45,366	20,847	20,596	15,331	11,270	7,102	0	0
License Fee on exports	0	4,673	5,859	2,775	2,864	1,924	1,370	516	0	0
F&E	156	0	0	0	0	0	0	0	0	0
CHRB Support	2,019	0	0	0	0	0	0	0	0	0
MOVED TO PURSE ACCT										
Purses Generated	876,691	1,103,532	2,093,241	1,272,383	1,378,609	1,376,209	1,355,759	1,425,172	1,467,908	1,552,936
License SB16	48,885	0	0	0	0	0	0	0	0	0
Overlap/Redistribute 19601.2(a)										
Excess 6%	188,173	269,886	514,640	297,570	336,486	372,552	391,340	406,051	427,934	455,163
Rfees	15,436	19,262	34,332	15,728	13,641	12,263	10,567	9,760	9,415	8,902
Misc Revenue	3,155	3,487	9,385	4,280	3,243	4,090	3,694	4,530	7,377	3,126
Decoder Revenue	13,467	11,312	22,559	12,402	6,756	7,118	6,781	6,181	7,004	6,778
Intra Outs/Refunds	24,300	25,472	36,944	19,742	22,190	40,895	20,926	23,248	20,642	22,667
Supplemental	0	0	0	0	0	0	0	0	0	0
Performance	91,460	89,910	220,235	133,550	93,760	78,045	98,400	101,780	95,700	94,350
AB 701 W/C	60,119	79,599	158,769	90,537	94,797	96,375	0	0	0	0
ADW - Purses (CA & Export)	234,367	244,411	448,597	212,848	209,489	155,546	115,788	72,375	0	0
PAID TO TRACK:										
Commissions Generated	735,562	921,927	1,735,807	1,075,328	1,189,799	1,199,325	1,208,401	1,266,597	1,314,744	1,372,738
License SB16	48,885	0	0	0	0	0	0	0	0	0
Redistribute	0	0	0	0	0	0	0	0	0	0
Out of State	129,938	169,417	345,807	181,007	171,445	160,666	130,884	142,845	134,463	161,006
Excess 6%	188,173	269,886	514,640	297,570	336,486	372,552	391,340	406,051	427,934	455,163
RFees	15,436	19,262	34,332	15,728	13,641	12,263	10,567	9,760	9,415	8,902
Misc Revenue	3,155	3,487	9,385	4,280	3,243	4,090	3,694	4,530	7,377	3,126
Decoder Revenue	13,467	11,312	22,559	12,402	6,756	7,118	6,781	6,181	7,004	6,778
Intra Outs/Refunds	24,300	25,472	36,944	19,742	22,190	40,895	20,926	23,248	20,642	22,667
Simulcast Expense (ncot)	428,651	509,043	1,050,867	541,292	587,054	540,849	522,365	535,051	523,246	491,319
Track Programs	35,006	43,622	91,564	45,355	51,321	57,869	63,443	71,064	37,487	38,941
Ontrack Expenses	(2,257)	(2,600)	(4,862)	(2,548)	(652)	(2,828)	(2,694)	(1,019)	(471)	0
ADW - Track (CA & Export)	231,641	241,712	444,410	210,006	206,909	153,714	114,472	71,400	0	0
Rounding Adjustment	(9)	0	1	0	1	4	3	9	0	0
Racing Audit Adj									(1)	
Playfair/Claims/Other	0	0	0	0	0	0	0	0	0	0
Total Purses	1,556,052	1,846,873	3,538,702	2,059,039	2,158,971	2,143,094	2,003,255	2,049,097	2,035,979	2,143,923
Total Commissions	1,423,297	1,703,499	3,230,587	1,858,869	2,001,137	2,005,668	1,947,818	2,000,666	1,958,593	2,069,321

California Authority of Racing Fairs

Cumulative Funding Disbursements to Sonoma County Fair 2000-2009

	<u>2000</u>	<u>2001</u>	<u>2002</u>	<u>2003</u>	<u>2004</u>	<u>2005</u>	<u>2006</u>	<u>2007</u>	<u>2008</u>	<u>2009</u>	<u>TOTALS</u>
Infotext Funds							\$26,689	\$754	\$691		\$28,134
LOUI Area Enhancements	\$112,909					\$34,838					\$147,747
Equipment Replacement Fund	\$11,452	\$10,718	\$13,430	\$54,058	\$34,628	\$100,912	\$10,286	\$29,554	\$12,717	\$2,816	\$280,571
SWF upgrades											
SWF upgrades		\$37,000									\$37,000
SWF upgrades							\$35,750				\$35,750
SWF Million alloc funds							\$63,239				\$63,239
Backstretch Improvements											
Horsemen's Trailer Park upgrade		\$150,000									\$150,000
Trailer Park - Sonoma				\$107,740							\$107,740
New Fence				\$4,900							\$4,900
Tack Rooms				\$84,179							\$84,179
Turf Course at Sonoma						\$170,256					\$170,256
Turf Course tractor/mower						\$74,357					\$74,357
Grandstand ticket booth							\$50,000				\$50,000
Fire Sprinklers							\$15,000				\$15,000
Horsemen's Park							\$54,786				\$54,786
Trailer Lot							\$68,851				\$68,851
Turf Track Equipment								\$65,768			\$65,768
Racetrack Maintenance											
Total Funding	\$124,361	\$242,968	\$58,680	\$296,127	\$79,878	\$425,613	\$369,851	\$141,325	\$58,659	\$48,066	\$1,845,528
		\$45,250	\$45,250	\$45,250	\$45,250	\$45,250	\$45,250	\$45,250	\$45,250	\$45,250	\$407,250

NOTE: Does not include \$1.5 Million loan from F&E for Turf Course, facilitated by CARF May 2002.

CALIFORNIA AUTHORITY OF RACING FAIRS PROJECT FUNDING & PARI-MUTUEL DISTRIBUTIONS

HUMBOLDT COUNTY FAIR

(1) PARI-MUTUEL DISTRIBUTIONS MADE BY CARF ON
BEHALF OF THE HUMBOLDT COUNTY FAIR

(2) PARI-MUTUEL COMMISSIONS PAID TO HUMBOLDT COUNTY FAIR

(3) PROJECT FUNDING PAID TO HUMBOLDT COUNTY FAIR

2000-2009

2000		2001		2002	
(1) Pari-Mutuel Distributions	730,266	(1) Pari-Mutuel Distributions	775,571	(1) Pari-Mutuel Distributions	792,123
(2) Commissions to FER	219,351	(2) Commissions to FER	241,349	(2) Commissions to FER	248,051
(3) Project Funding to FER	136,518	(3) Project Funding to FER	41,188	(3) Project Funding to FER	240,899
TOTAL to Ferndale	355,869	TOTAL to Ferndale	282,537	TOTAL to Ferndale	488,950

2003		2004		2005	
(1) Pari-Mutuel Distributions	732,397	(1) Pari-Mutuel Distributions	812,600	(1) Pari-Mutuel Distributions	874,193
(2) Commissions to FER	230,333	(2) Commissions to FER	237,687	(2) Commissions to FER	258,095
(3) Project Funding to FER	28,588	(3) Project Funding to FER	55,296	(3) Project Funding to FER	107,250
TOTAL to Ferndale	258,921	TOTAL to Ferndale	292,983	TOTAL to Ferndale	365,345

2006		2007		2008	
(1) Pari-Mutuel Distributions	879,482	(1) Pari-Mutuel Distributions	941,483	(1) Pari-Mutuel Distributions	918,309
(2) Commissions to FER	237,112	(2) Commissions to FER	259,682	(2) Commissions to FER	219,455
(3) Project Funding to FER	27,250	(3) Project Funding to FER	516,625	(3) Project Funding to FER	27,250
TOTAL to Ferndale	264,362	TOTAL to Ferndale	776,307	TOTAL to Ferndale	246,705

2009		2000-2009	
(1) Pari-Mutuel Distributions	1,132,348	(1) Pari-Mutuel Distributions	8,588,772
(2) Commissions to FER	257,631	(2) Commissions to FER	2,408,746
(3) Project Funding to FER	27,250	(3) Project Funding to FER	1,208,114
TOTAL to Ferndale	284,881	TOTAL to Ferndale	3,616,860

\$8.6 Million - Pari-Mutuel Distributions Made by CARF on Behalf of Humboldt County Fair

\$2.4 Million - Pari-Mutuel Commissions Paid by CARF to Humboldt County Fair

\$1.2 Million - Project Funding Paid by CARF to Humboldt County Fair



	Humboldt 2009	Humboldt 2008	Humboldt 2007	Humboldt 2006	Humboldt 2005	Humboldt 2004	Humboldt 2003	Humboldt 2002	Humboldt 2001	Humboldt 2000
<u>REVENUE:</u>	8/14-8/23	8/7-8/17	8/9-8/19	8/11-8/21	8/11-8/21	8/12-8/22	08/07 - 08/17	08/08 - 08/18	08/09 - 08/19	08/10 - 08/20
Takeout	630,844	474,484	449,077	416,404	445,820	425,029	399,761	514,038	500,203	471,640
Programs	0	0	0	0	0	0	0	0	0	0
Overlap/Redistribute	55,616	77,538	86,759	86,706	91,563	89,770	92,140	99,899	97,496	93,629
Intra Outs/Refunds	0	0	0	0	0	0	0	0	0	0
Rights Fees	0	0	0	0	2,500	0	0	0	0	0
Misc Revenue	2,128	2,414	3,679	3,586	3,717	2,404	2,408	2,480	6,017	477
Supplemental Purses	259,758	240,937	239,813	257,695	218,133	208,234	179,850	169,802	171,988	164,522
Decoder Revenue	1,647	0	0	0	0	0	0	0	0	0
Share On Track Expenses	(1,191)	(1,327)	(1,180)	(1,115)	(865)	(3,074)	(834)	(141)	(133)	0
AB509 International Los Alamitos	0	0	0	0	0	0	0	0	0	0
Playfair/Claims/Other	0	0	0	0	0	0	4,911	0	0	0
ADW California & Exports	183,547	124,263	163,334	116,206	113,325	90,237	54,161	6,045	0	0
Total	1,132,348	918,309	941,483	879,482	874,193	812,600	732,397	792,123	775,571	730,266
<u>DISTRIBUTED:</u>										
F&E Fund 19614d/License	16,328	24,068	27,162	25,392	28,337	27,869	26,769	32,663	32,985	32,070
F&E Recapture	709	0	0	0	0	0	0	0	0	0
CHRB Support	9,155	0	0	0	0	0	0	0	0	0
Rfee License Fee	0	0	0	0	200	0	0	0	0	0
Sec 19601.2(a)										
Commingle Guest O/S	173,294	122,864	52,126	42,545	28,651	13,135	10,596	37,732	22,108	3,256
Interstate Host	8,958	0	0	0	0	0	0	0	0	0
Location Fee	24,283	16,601	21,250	20,317	24,013	25,293	23,270	30,912	31,862	30,963
Promotion	4,863	3,320	4,250	4,063	4,802	5,059	4,654	6,182	6,372	6,193
City/County	6,528	5,128	6,098	5,752	6,520	6,480	6,252	7,505	7,682	7,544
Stabling/Vanning	14,588	9,546	12,219	9,549	11,286	11,888	10,937	10,819	11,152	10,837
Equine Lab	1,978	1,554	1,848	1,743	1,976	1,964	1,895	2,274	2,328	2,286
Owners	1,626	1,493	1,661	1,588	1,848	1,917	1,918	2,252	2,339	2,292
Breeders	10,945	7,956	9,016	8,422	9,387	9,087	8,677	10,699	10,776	10,366
Rfee Breeders	0	0	0	0	69	0	0	0	0	0
ADW DISTRIBUTED:										
DIR	374	252	350	254	251	208	123	0	0	0
Equine	1,373	922	1,284	930	921	761	451	0	0	0
Backstretch	2,059	1,383	1,926	1,395	1,382	1,142	676	57	0	0
Location Fees	18,872	12,718	21,946	16,908	16,745	13,838	8,194	697	0	0
Retirement Fund	3,740	2,513	0	0	0	0	0	0	0	0
AB480	6,088	4,048	1,399	0	0	0	0	0	0	0
Workers Comp (CA & Exports)	2,774	1,997	2,551	1,672	1,561	1,179	0	0	0	0
Breeders (CA & Exports)	5,084	3,547	4,698	3,628	3,340	2,587	1,638	189	0	0
License Fee on exports	0	741	678	372	345	181	124	76	0	0
F&E	28	0	0	0	0	0	0	0	0	0
CHRB Support	359	0	0	0	0	0	0	0	0	0
<u>MOVED TO PURSE ACCT</u>										
Purses Generated	134,694	114,880	124,006	117,310	127,540	122,188	119,605	142,076	140,415	138,415
License SB16	5,638	0	0	0	0	0	0	0	0	0
Overlap/Redistribute 19601.2(a)										
Excess 6%	(4,340)	(15,357)	(9,797)	(7,642)	(2,104)	(2,986)	(3,649)	6,384	4,379	(9,044)
Rfees	0	0	0	0	1,116	0	0	0	0	0
Misc Revenue	1,064	1,207	1,840	1,793	1,859	1,202	1,204	1,240	3,008	238
Decoder Revenue	824	0	0	0	0	0	0	0	0	0
Intra Outs/Refunds	0	0	0	0	0	0	0	0	0	0
Supplemental	218,418	203,667	187,918	199,895	176,173	179,494	144,325	122,692	130,013	130,772
Performance	41,340	37,270	51,895	57,800	41,960	28,740	35,525	47,110	41,975	33,750
AB 701 W/C	8,523	6,993	6,625	5,980	6,570	6,060	0	0	0	0
ADW - Purses (CA & Export)	72,933	49,024	65,505	46,469	45,104	35,780	21,775	2,542	0	0
<u>PAID TO TRACK:</u>										
Commissions Generated	109,079	97,390	111,872	107,283	119,087	116,108	114,014	133,603	134,410	134,156
License SB16	5,638	0	0	0	0	0	0	0	0	0
Redistribute	55,616	77,538	86,759	86,706	91,563	89,770	92,140	99,899	97,496	93,629
Out of State	21,081	12,886	7,192	5,509	3,766	2,103	1,366	4,583	2,189	372
Excess 6%	(4,340)	(15,357)	(9,797)	(7,642)	(2,104)	(2,986)	(3,649)	6,384	4,379	(9,044)
RFees	0	0	0	0	1,116	0	0	0	0	0
Misc Revenue	1,064	1,207	1,840	1,793	1,859	1,202	1,204	1,240	3,008	238
Decoder Revenue	824	0	0	0	0	0	0	0	0	0
Intra Outs/Refunds	0	0	0	0	0	0	0	0	0	0
Simulcast Expense (ncot)	81,619	80,518	83,346	76,236	76,247	81,850	77,106	79,970	86,828	110,977
Track Programs	0	0	0	0	0	0	0	0	0	0
Ontrack Expenses	(1,191)	(1,327)	(1,180)	(1,115)	(865)	(3,074)	(834)	(141)	(133)	0
ADW - Track (CA & Export)	69,862	47,118	62,997	44,797	43,675	34,561	21,179	2,483	0	0
Rounding Adjustment	(2)	(0)	(0)	(218)	(0)	2	2	0	0	0
Racing Audit Adj	0	0	0	0	0	0	0	0	0	0
Playfair/Claims/Other	0	0	0	0	0	0	4,911	0	0	0
	1,132,348	918,309	941,483	879,482	874,193	812,600	732,397	792,123	775,571	730,266
Total Purses	479,093	397,684	427,992	421,604	398,217	370,477	318,786	322,043	319,790	294,131
Total Commissions	257,629	219,455	259,682	237,112	258,095	237,687	230,333	248,051	241,349	219,351

California Authority of Racing Fairs

Cumulative Funding Disbursements to Humboldt County Fair 2000-2009

	2000	2001	2002	2003	2004	2005	2006	2007	2008	2009	TOTALS
Infotext Funds											\$0
LOU1 Area Enhancements	\$136,518										\$136,518
Backstretch Improvements											
Showers - backstretch		\$13,938									\$13,938
Backstretch Restrooms			\$213,649								\$213,649
Restroom - CCA project				\$1,338							\$1,338
RV Lot gravel					\$13,016						\$13,016
Horse Stalls, Paint					\$15,030						\$15,030
Grandstand Restroom						\$80,000					\$80,000
Jockey Quarters								\$489,375			\$489,375
Racetrack Maintenance		\$27,250	\$27,250	\$27,250	\$27,250	\$27,250	\$27,250	\$27,250	\$27,250	\$27,250	\$245,250
Total Funding	\$136,518	\$41,188	\$240,899	\$28,588	\$55,296	\$107,250	\$27,250	\$516,625	\$27,250	\$27,250	\$1,208,115

CALIFORNIA AUTHORITY OF RACING FAIRS PROJECT FUNDING & PARI-MUTUEL DISTRIBUTIONS

CALIFORNIA STATE FAIR

(1) PARI-MUTUEL DISTRIBUTIONS MADE BY CARF ON
BEHALF OF THE CALIFORNIA STATE FAIR

(2) PARI-MUTUEL COMMISSIONS PAID TO CALIFORNIA STATE FAIR
(3) PROJECT FUNDING PAID TO CALIFORNIA STATE FAIR

2000-2009

2000		2001		2002	
(1) Pari-Mutuel Distributions	4,872,547	(1) Pari-Mutuel Distributions	5,134,085	(1) Pari-Mutuel Distributions	5,167,046
(2) Commissions to SAC	1,331,899	(2) Commissions to SAC	1,402,777	(2) Commissions to SAC	1,409,929
(3) Project Funding to SAC	90,405	(3) Project Funding to SAC	273,638	(3) Project Funding to SAC	215,559
TOTAL to Sacramento	1,422,304	TOTAL to Sacramento	1,676,415	TOTAL to Sacramento	1,625,488

2003		2004		2005	
(1) Pari-Mutuel Distributions	4,885,429	(1) Pari-Mutuel Distributions	4,840,756	(1) Pari-Mutuel Distributions	20,588
(2) Commissions to SAC	1,315,074	(2) Commissions to SAC	1,251,551	(2) Commissions to SAC	10,294
(3) Project Funding to SAC	203,591	(3) Project Funding to SAC	360,318	(3) Project Funding to SAC	70,644
TOTAL to Sacramento	1,518,665	TOTAL to Sacramento	1,611,869	TOTAL to Sacramento	80,938

2006		2007		2008	
(1) Pari-Mutuel Distributions	0	(1) Pari-Mutuel Distributions	0	(1) Pari-Mutuel Distributions	5,208,448
(2) Commissions to SAC	0	(2) Commissions to SAC	0	(2) Commissions to SAC	1,299,776
(3) Project Funding to SAC	217,544	(3) Project Funding to SAC	45,250	(3) Project Funding to SAC	95,250
TOTAL to Sacramento	217,544	TOTAL to Sacramento	45,250	TOTAL to Sacramento	1,395,026

2009	
(1) Pari-Mutuel Distributions	5,354,391
(2) Commissions to SAC	1,352,635
(3) Project Funding to SAC	96,511
TOTAL to Sacramento	1,449,146

2000-2009	
(1) Pari-Mutuel Distributions	35,483,290
(2) Commissions to SAC	9,373,935
(3) Project Funding to SAC	1,668,710
TOTAL to Sacramento	11,042,645

\$35.5 Million - Pari-Mutuel
Distributions Made by CARF
on Behalf of California
State Fair

\$9.4 Million - Pari-Mutuel
Commissions Paid by CARF to
California State Fair

\$1.67 Million - Project Funding
Paid by CARF to California
State Fair



	Sacramento 2009 8/26-9/7	Sacramento 2008 8/20-9/1	Sacramento 2007 0.00	Sacramento 2006 0.00	Sacramento 2005 0.00	Sacramento 2004 8/25-9/6	Sacramento 2003 08/20 - 09/01	Sacramento 2002 08/21 - 09/02	Sacramento 2001 08/22 - 09/03	Sacramento 2000 08/23 - 09/04
REVENUE:										
Takeout	4,471,395	4,449,224	0	0	0	4,028,513	4,177,602	4,409,780	4,627,376	4,440,465
Programs	36,714	39,140	0	0	0	31,542	35,963	41,325	21,310	21,348
Overlap/Redistribute						234,204	249,643	276,247	278,424	265,067
Intra Outs/Refunds	47,481	0	0	0	20,588	21,007	27,818	25,738	26,137	24,585
Rights Fees	14,018	34,100	0	0	0	15,838	16,659	14,885	12,969	19,634
Misc Revenue	5,635	5,334	0	0	0	3,372	5,125	5,511	7,658	3,957
Supplemental Purses	84,640	65,200	0	0	0	172,858	156,213	252,674	152,566	80,999
Decoder Revenue	29,457	20,833	0	0	0	8,302	9,032	7,675	8,543	8,147
Share On Track Expenses	(2,021)	(2,145)	0	0	0	(2,920)	(1,426)	(215)	(898)	0
AB509 International Los Alamitos	0	0	0	0	0	0	0	0	0	0
Playfair/Claims/Other	0	0	0	0	0	30,393	0	0	0	8,346
ADW California & Exports	667,071	596,762	0	0	0	297,647	208,801	133,427	0	0
Total	5,354,391	5,208,448	0	0	20,588	4,840,757	4,885,429	5,167,046	5,134,085	4,872,547
DISTRIBUTED:										
F&E Fund 19614d/License	40,628	225,513	0	0	0	223,081	234,780	256,867	270,607	252,622
F&E Recapture	5,868	0	0	0	0	0	0	0	0	0
CHRB Support	75,753	0	0	0	0	0	0	0	0	0
Rfee License Fee	0	2,728	0	0	0	1,267	1,333	1,191	1,037	1,571
Sec 19601.2(a)										
Commingle Guest O/S	932,420	769,015	0	0	0	813,115	845,983	818,344	910,650	973,407
Interstate Host	183,726	196,102	0	0	0	112,786	124,689	118,497	111,912	94,251
Location Fee	270,348	284,724	0	0	0	236,275	249,264	274,152	279,182	262,124
Promotion	58,053	61,868	0	0	0	50,403	53,100	58,123	59,796	55,701
City/County	52,874	56,331	0	0	0	49,021	51,817	56,409	58,380	54,143
Stabling/Vanning	174,158	177,871	0	0	0	118,447	124,785	101,714	104,644	97,478
Equine Lab	16,023	17,070	0	0	0	14,855	15,702	17,094	17,691	16,408
Owners	11,741	12,541	0	0	0	11,398	12,029	13,548	13,926	13,270
Breeders	85,581	86,832	0	0	0	75,419	79,663	85,688	88,825	82,614
Rfee Breeders	421	941	0	0	0	437	460	411	358	542
ADW DISTRIBUTED:										
DIR	1,396	1,284	0	0	0	678	478	3	0	0
Equine	5,119	4,707	0	0	0	2,487	1,753	11	0	0
Backstretch	7,679	7,061	0	0	0	3,730	2,630	1,652	0	0
Location Fees	70,406	64,795	0	0	0	45,209	31,873	20,021	0	0
Retirement Fund	13,950	12,830	0	0	0	0	0	0	0	0
AB480	22,672	20,789	0	0	0	0	0	0	0	0
Workers Comp (CA & Exports)	9,959	8,901	0	0	0	4,162	0	0	0	0
Breeders (CA & Exports)	28,316	23,109	0	0	0	11,688	8,136	5,262	0	0
License Fee on exports	0	1,893	0	0	0	852	811	480	0	0
F&E	92	0	0	0	0	0	0	0	0	0
CHRB Support	1,185	0	0	0	0	0	0	0	0	0
MOVED TO PURSE ACCT										
Purses Generated	774,855	792,321	0	0	0	762,043	798,522	872,477	911,645	859,102
License SB16	46,657	0	0	0	0	0	0	0	0	0
Overlap/Redistribute 19601.2(a)						30,393				
Excess 6%	195,786	217,355	0	0	0	222,013	264,115	295,836	321,960	303,998
Rfees	6,799	15,216	0	0	0	7,067	7,433	6,642	5,787	8,761
Misc Revenue	2,818	2,667	0	0	0	1,686	2,563	2,755	3,829	1,978
Decoder Revenue	14,728	10,416	0	0	0	4,151	4,516	3,837	4,271	4,073
Intra Outs/Refunds	23,741	0	0	0	10,294	10,504	13,909	12,869	13,068	12,293
Supplemental	0	0	0	0	0	99,748	68,788	150,894	57,291	1,549
Performance	84,640	65,200	0	0	0	73,110	87,425	101,780	95,275	79,450
AB 701 W/C	50,928	49,129	0	0	0	50,556	0	0	0	0
ADW - Purses (CA & Export)	253,224	226,149	0	0	0	114,986	81,917	53,253	0	0
PAID TO TRACK:										
Commissions Generated	676,176	707,428	0	0	0	679,273	711,814	790,931	825,042	772,871
License SB16	46,657	0	0	0	0	0	0	0	0	0
Redistribute	0	0	0	0	0	108,580	116,035	129,102	130,276	127,283
Out of State	98,165	84,454	0	0	0	75,799	78,950	74,102	78,051	79,295
Excess 6%	195,786	217,355	0	0	0	222,013	264,115	295,836	321,960	303,998
RFees	6,799	15,216	0	0	0	7,067	7,433	6,642	5,787	8,761
Misc Revenue	2,818	2,667	0	0	0	1,686	2,563	2,755	3,829	1,978
Decoder Revenue	14,728	10,416	0	0	0	4,151	4,516	3,837	4,271	4,073
Intra Outs/Refunds	23,741	0	0	0	10,294	10,504	13,909	12,869	13,068	12,293
Simulcast Expense (ncot)	479,221	493,313	0	0	0	437,640	401,881	427,307	401,171	365,314
Track Programs	36,714	39,140	0	0	0	31,542	35,963	41,325	21,310	21,348
Ontrack Expenses	(2,021)	(2,145)	0	0	0	(2,920)	(1,426)	(215)	(898)	0
ADW - Track (CA & Export)	253,074	225,244	0	0	0	113,852	81,200	52,739	0	0
Rounding Adjustment	(7)	1	0	0	0	4	3	6	0	0
Racing Audit Adj	0	0	0	0	0	0	0	0	80	(0)
Playfair/Claims/Other	0	0	0	0	0	0	0	0	0	0
	5,354,391	5,208,448	0	0	20,588	4,840,757	4,885,429	5,167,046	5,134,085	4,872,547
Total Purses	1,454,175	1,378,454	0	0	10,294	1,376,256	1,329,187	1,500,343	1,413,127	1,271,203
Total Commissions	1,352,628	1,299,776	0	0	10,294	1,251,551	1,315,074	1,409,929	1,402,777	1,331,899

California Authority of Racing Fairs

Cumulative Funding Disbursements to California Exposition & State Fair 2000-2009

	2000	2001	2002	2003	2004	2005	2006	2007	2008	2009	TOTALS
Infotext Funds											\$0
LOU1 Area Enhancements											\$0
Equipment Replacement Fund	\$36,794	\$33,000	\$57,559	\$137,230	\$30,068	\$25,394	\$3,903	\$0	\$0	\$0	\$323,946
SWF upgrades	\$53,611	\$3,389	\$15,750								\$72,750
SWF Million alloc funds							\$75,891				\$75,891
Backstretch Improvements											
Backstretch Restrooms		\$192,000									\$192,000
Car wash/Holding Pen			\$23,921								\$23,921
Washracks,security lighting,tackroom			\$73,079								\$73,079
Timing System				\$21,111							\$21,111
ADA Restroom					\$144,001						\$144,001
Tack Room					\$137,924						\$137,924
Restrooms					\$3,074						\$3,074
Horsemen Trailer Park							\$92,500				\$92,500
Grandstand Flooring, Clubhouse									\$50,000		\$50,000
Roof/Railing										\$51,261	\$51,261
ADA Barn "P" Restroom/Showers											
Racetrack Maintenance		\$45,250	\$45,250	\$45,250	\$45,250	\$45,250	\$45,250	\$45,250	\$45,250	\$45,250	\$407,250
Total Funding	\$90,405	\$273,638	\$215,559	\$203,591	\$360,318	\$70,644	\$217,544	\$45,250	\$95,250	\$96,511	\$1,668,709

CALIFORNIA AUTHORITY OF RACING FAIRS PROJECT FUNDING & PARI-MUTUEL DISTRIBUTIONS

BIG FRESNO FAIR

(1) PARI-MUTUEL DISTRIBUTIONS MADE BY CARF ON
BEHALF OF THE BIG FRESNO FAIR

(2) PARI-MUTUEL COMMISSIONS PAID TO THE BIG FRESNO FAIR

(3) PROJECT FUNDING PAID TO THE BIG FRESNO FAIR

2000-2009

2000		2001		2002	
(1) Pari-Mutuel Distributions	1,559,317	(1) Pari-Mutuel Distributions	1,621,516	(1) Pari-Mutuel Distributions	38,733,941
(2) Commissions to FNO	404,003	(2) Commissions to FNO	459,130	(2) Commissions to FNO	10,120,499
(3) Project Funding to FNO	1,775	(3) Project Funding to FNO	59,389	(3) Project Funding to FNO	333,250
TOTAL to Fresno	405,778	TOTAL to Fresno	518,519	TOTAL to Fresno	10,453,749
2003		2004		2005	
(1) Pari-Mutuel Distributions	1,697,917	(1) Pari-Mutuel Distributions	1,631,061	(1) Pari-Mutuel Distributions	1,906,521
(2) Commissions to FNO	450,394	(2) Commissions to FNO	420,297	(2) Commissions to FNO	475,375
(3) Project Funding to FNO	407,975	(3) Project Funding to FNO	284,109	(3) Project Funding to FNO	222,541
TOTAL to Fresno	858,369	TOTAL to Fresno	704,406	TOTAL to Fresno	697,916
2006		2007		2008	
(1) Pari-Mutuel Distributions	2,184,954	(1) Pari-Mutuel Distributions	2,202,137	(1) Pari-Mutuel Distributions	2,478,961
(2) Commissions to FNO	515,163	(2) Commissions to FNO	498,877	(2) Commissions to FNO	700,845
(3) Project Funding to FNO	240,310	(3) Project Funding to FNO	195,099	(3) Project Funding to FNO	62,751
TOTAL to Fresno	755,473	TOTAL to Fresno	693,976	TOTAL to Fresno	763,596
2009		2000-2009		<p>\$58.7 Million - Pari-Mutuel Distributions Made by CARF on Behalf of the Big Fresno Fair</p> <p>\$15.4 Million - Pari-Mutuel Commissions Paid by CARF to the Big Fresno Fair</p> <p>\$1.87 Million - Project Funding Paid by CARF to the Big Fresno Fair</p>	
(1) Pari-Mutuel Distributions	4,633,995	(1) Pari-Mutuel Distributions	58,650,320		
(2) Commissions to FNO	1,091,620	(2) Commissions to FNO	15,362,203		
(3) Project Funding to FNO	60,511	(3) Project Funding to FNO	1,867,710		
TOTAL to Fresno	1,152,131	TOTAL to Fresno	17,229,913		



	Fresno 2009	Fresno 2008	Fresno 2007	Fresno 2006	Fresno 2005	Fresno 2004	Fresno 2003	Fresno 2002	Fresno 2001	Fresno 2000
	10/7-10/18	10/1-10/13	10/3-10/14	10/5-10/16	10/5-10/16	10/6-10/17	10/01-10/13	10/02 - 10/14	10/03 - 10/14	10/04 - 10/15
REVENUE:										
Takeout	4,043,824	1,486,074	1,483,384	1,540,015	1,420,218	1,197,094	1,261,192	1,267,290	1,325,192	1,188,800
Programs	30,986	8,214	11,982	8,790	5,779	0	0	0	0	0
Overlap/Redistribute	0	275,432	0	0	0	0	0	0	0	0
Intra Outs/Refunds	0	0	0	0	0	0	0	0	0	0
Rights Fees	22,469	(4,037)	0	0	0	0	0	0	0	0
Misc Revenue	6,862	4,475	6,053	4,047	4,102	3,174	45	464	1,264	2,466
Supplemental Purses	90,100	464,816	458,259	419,008	337,420	288,608	330,515	392,196	295,794	368,050
Decoder Revenue	23,305	0	0	0	0	0	0	0	0	0
Share On Track Expenses	(1,614)	(1,628)	(1,977)	(1,980)	(2,010)	(3,335)	(1,861)	(768)	(735)	0
AB509 International Los Alamitos	0	0	0	0	0	0	0	0	0	0
Playfair/Claims/Other	0	0	0	0	0	3,814	3,085	0	0	0
ADW California & Exports	418,064	245,615	244,436	215,073	141,013	141,705	104,942	16,688	0	0
Total	4,633,995	2,478,961	2,202,136	2,184,954	1,906,521	1,631,061	1,697,917	1,675,870	1,621,516	1,559,317
DISTRIBUTED:										
F&E Fund 19614d/License	51,119	72,165	79,569	86,100	82,747	74,196	80,181	80,258	88,889	80,068
F&E Recapture	5,110	0	0	0	0	0	0	0	0	0
CHRB Support	65,969	0	0	0	0	0	0	0	0	0
Rfee License Fee	0	(323)	0	0	0	0	0	0	0	0
Sec 19601.2(a)	0	0	0	0	0	3,814	0	0	0	0
Commingle Guest O/S	990,524	439,183	326,008	289,162	212,644	112,048	108,515	110,153	38,239	33,808
Interstate Host	140,023	0	0	0	0	0	0	0	0	0
Location Fee	217,431	35,840	41,685	45,366	43,672	40,463	45,327	48,556	58,442	52,714
Promotion	44,006	7,005	8,337	9,073	8,734	8,093	9,065	9,711	11,688	10,543
City/County	45,565	15,214	17,336	18,957	18,565	16,965	18,412	18,398	20,790	18,724
Stabling/Vanning	132,018	20,139	23,969	26,086	20,526	19,018	21,304	16,995	20,455	18,450
Equine Lab	13,808	4,610	5,253	5,745	5,626	5,141	5,579	5,575	6,300	5,674
Owners	10,395	4,125	4,790	4,902	4,981	4,336	4,719	4,765	5,452	4,641
Breeders	74,282	24,468	26,845	29,184	27,972	25,110	27,099	27,104	29,984	27,106
Rfee Breeders	674	(111)	0	0	0	0	0	0	0	0
ADW DISTRIBUTED:										
DIR	1,036	495	532	492	296	316	240	29	0	0
Equine	3,799	1,815	1,949	1,805	1,086	1,160	879	105	0	0
Backstretch	5,699	2,722	2,924	2,708	1,629	1,739	1,319	157	0	0
Location Fees	52,373	25,065	26,906	24,864	15,014	21,083	15,988	1,904	0	0
Retirement Fund	10,362	4,947	0	0	0	0	0	0	0	0
AB480	16,705	7,932	8,536	7,960	0	0	0	0	0	0
Workers Comp (CA & Exports)	5,917	3,645	3,736	2,616	2,218	2,031	0	0	0	0
Breeders (CA & Exports)	10,341	6,359	6,488	5,402	3,850	3,727	2,816	469	0	0
License Fee on exports	0	1,775	1,027	866	917	574	397	197	0	0
F&E	73	0	0	0	0	0	0	0	0	0
CHRB Support	948	0	0	0	0	0	0	0	0	0
MOVED TO PURSE ACCT										
Purses Generated	738,440	378,229	412,536	445,680	433,732	387,669	414,005	410,913	446,307	399,910
License SB16	40,631	0	0	0	0	0	0	0	0	0
Overlap/Redistribute 19601.2(a)		30,798	0							
Excess 6%	118,347	(2,096)	1,601	2,990	3,293	2,148	17,597	28,217	35,915	23,747
Rfees	10,898	(1,801)	0	0	0	0	0	0	0	0
Misc Revenue	3,431	2,237	3,026	2,024	2,051	1,587	22	232	632	1,233
Decoder Revenue	11,652	0	0	0	0	0	0	0	0	0
Intra Outs/Refunds	0	0	0	0	0	0	0	0	0	0
Supplemental	0	389,196	373,199	316,818	274,630	224,188	260,615	315,801	219,944	300,000
Performance	90,100	75,620	85,060	102,190	62,790	64,420	69,900	76,395	75,850	68,050
AB 701 W/C	47,571	21,647	21,193	22,212	20,156	16,823	0	0	0	0
ADW - Purses (CA & Export)	159,731	97,950	98,899	86,468	59,585	57,023	42,755	7,069	0	0
PAID TO TRACK:										
Commissions Generated	632,618	315,871	357,234	389,789	387,621	353,439	379,461	376,887	419,484	375,496
License SB16	40,631	0	0	0	0	0	0	0	0	0
Redistribute	0	244,634	0	0	0	0	0	0	0	0
Out of State	93,593	42,501	33,573	31,661	22,225	12,406	11,542	12,306	3,834	3,527
Excess 6%	118,347	(2,096)	1,601	2,990	3,293	2,148	17,597	28,217	35,915	23,747
Rfees	10,898	(1,801)	0	0	0	0	0	0	0	0
Misc Revenue	3,431	2,237	3,026	2,024	2,051	1,587	22	232	632	1,233
Decoder Revenue	11,652	0	0	0	0	0	0	0	0	0
Intra Outs/Refunds	0	0	0	0	0	0	0	0	0	0
Simulcast Expense (ncot)	423,398	109,266	121,854	130,120	124,430	117,092	100,787	89,235	103,497	110,647
Track Programs	30,986	8,214	11,982	8,790	5,779	0	0	0	0	0
Ontrack Expenses	(1,614)	(1,628)	(1,977)	(1,980)	(2,010)	(3,335)	(1,861)	(768)	(735)	0
ADW - Track (CA & Export)	151,078	92,911	93,439	81,718	56,417	54,051	40,546	6,759	0	0
Rounding Adjustment	(6)	0	0	171	(0)	1	2	(0)	(0)	0
Racing Audit Adj	0	0	0	0	(0)	(0)	0	0	0	0
Playfair/Claims/Other	0	0	0	0	0	0	3,085	0	0	0
Total Purses	1,220,802	991,781	995,514	978,382	856,237	753,858	804,895	838,627	778,648	792,940
Total Commissions	1,091,614	700,844	498,877	515,163	475,375	420,297	450,394	423,631	459,130	404,003

California Authority of Racing Fairs

Cumulative Funding Disbursements to Big Fresno Fair 2000-2009

	2000	2001	2002	2003	2004	2005	2006	2007	2008	2009	TOTALS
LOUI Area Enhancements	\$1,775										\$1,775
Equipment Replacement Fund		\$11,619		\$5,562		\$16,197	\$5,024	\$8,643	\$17,501	\$15,261	\$79,807
SWF upgrades											
SWF upgrades		\$2,521		\$228,889	\$13,932						\$245,342
Facility Improvements											\$0
Fresno (Grandstand, VIP)					\$71,799	\$50,954					\$122,753
Fresno (equipment)					\$110,708						\$110,708
SWF Million alloc funds								\$50,591			\$50,591
Backstretch Improvements											
Electrical/Tackroom, Restroom			\$288,000								\$288,000
Backstretch Electrical				\$107,163							\$107,163
Paddock				\$21,111							\$21,111
Wash Racks					\$42,420						\$42,420
Tack Room & Grandstand						\$110,140					\$110,140
Winner's Circle							\$190,036				\$190,036
Grandstand Bath/Infield								\$90,615			\$90,615
Racetrack Maintenance											
		\$45,250	\$45,250	\$45,250	\$45,250	\$45,250	\$45,250	\$45,250	\$45,250	\$45,250	\$407,250
Total Funding	\$1,775	\$59,389	\$333,250	\$407,975	\$284,109	\$222,541	\$240,310	\$195,099	\$62,751	\$60,511	\$1,867,711

PARI-MUTUEL DISTRIBUTIONS REPORT FOR SATELLITE FACILITIES LOCATED AT CALIFORNIA FAIRS 2008

CHRIMS Detailed Distribution Report

Date Range: 01/01/2008 - 12/31/2008 Race Type: All Races
Report By: Location Location Types: Fairs

Hosts: All Hosts
Breed: Thoroughbreds

Locations: All Locations
On/Off: Off Track

Tracks: All Tracks

Location	Handle	License	City & County Tax	N/SCOTW/inc Exp. Fund	UC Davis Equine Research	Satellite Location	Van/Stable Fund	Work Comp	CMC Promotion	Track Commission	Purses	Owners	Breeders/Sires	To Out of State Tracks	Total Distributions	Attendance
Anderson	2,378,571	28,930	7,740	77,237	2,379	46,912	26,936	4,534	9,387	115,728	115,237	1,639	12,328	30,968	479,956	8,189
Bakersfield	7,279,476	87,555	23,771	243,636	7,280	144,066	80,477	14,998	29,025	357,264	356,099	4,894	37,756	84,119	1,470,940	32,761
Eureka	1,878,261	23,313	6,140	57,213	1,879	37,214	21,420	2,993	7,443	88,175	88,207	1,302	9,852	28,061	373,212	3,887
Ferndale	192,524	1,531	635	11,551	193	3,850	2,212	446	770	7,439	7,306	135	924	1,453	38,447	
Fresno	8,961,003	106,501	29,233	294,494	8,961	177,168	100,146	18,116	35,589	432,548	430,451	6,092	46,385	115,028	1,800,713	31,950
Fresno Club One	2,696,150	32,189	8,855	91,234	2,697	53,669	30,008	5,920	10,811	133,158	132,816	1,824	14,053	30,849	548,081	5,493
Lake Perris	17,566,696	357,452	57,671	473,013	17,567	349,520	176,784	41,970	70,256	852,053	841,849	11,987	93,751	153,945	3,497,818	75,215
Lancaster	14,965,410	301,072	49,123	404,961	14,966	297,714	149,945	32,765	59,903	734,253	725,909	10,168	79,821	153,033	3,013,634	75,343
Monterey	10,118,537	118,687	33,130	368,091	10,119	200,787	113,059	17,991	40,372	478,663	475,632	6,877	52,131	150,050	2,065,590	30,417
Pleasanton	40,025,036	488,559	131,280	1,286,378	40,025	795,636	449,601	82,211	159,845	1,970,419	1,968,418	27,345	209,536	456,075	8,065,328	129,350
Pomona	47,778,698	973,174	157,037	1,221,634	47,779	951,738	481,214	111,757	191,261	2,387,339	2,359,255	32,672	256,421	458,799	9,630,080	151,415
Sacramento	28,538,753	343,489	93,336	940,830	28,539	565,673	314,596	57,649	114,084	1,286,742	1,285,158	19,133	148,495	353,659	5,551,384	110,890
San Bernardino	32,262,038	647,499	105,956	875,246	32,262	642,160	323,886	75,860	129,185	1,585,213	1,567,057	21,948	172,140	314,837	6,493,248	142,907
San Jose	37,217,103	446,124	122,282	1,281,388	37,217	741,104	416,150	73,854	149,118	1,812,915	1,808,126	25,311	193,758	465,383	7,572,730	124,951
San Mateo	27,204,748	319,458	89,107	889,462	27,205	540,043	305,523	55,321	108,506	1,346,232	1,342,846	18,553	141,576	313,078	5,496,911	89,266
Santa Barbara	6,718,134	135,933	21,986	178,131	6,718	133,246	68,161	14,704	26,711	326,981	322,691	4,621	35,778	78,875	1,354,534	22,386
Santa Maria	6,079,864	124,038	19,930	161,927	6,080	120,790	61,843	12,564	24,212	290,456	286,561	4,190	32,426	63,199	1,208,213	20,342
Santa Rosa	12,454,092	151,965	40,645	397,094	12,454	246,334	139,133	25,449	49,496	607,660	606,926	8,462	64,882	150,399	2,500,898	63,165
Shallmar (Indio)	7,239,549	148,349	23,712	190,146	7,240	143,706	74,019	18,485	28,793	361,790	357,080	4,993	38,621	68,965	1,465,899	28,625
Stockton	20,194,698	246,032	66,240	660,474	20,195	401,456	225,927	41,174	80,733	991,421	990,075	13,742	105,531	239,948	4,082,948	85,941
Surfside Race Place	64,078,779	1,292,925	209,956	1,695,745	64,079	1,272,459	647,542	146,130	255,144	3,062,067	3,021,268	44,080	341,761	663,916	12,717,072	196,795
Tulare	3,614,488	44,078	11,805	119,916	3,615	71,542	40,956	6,262	14,327	168,186	167,407	2,491	18,768	46,653	716,004	17,562
Turlock	9,299,765	112,868	30,459	306,790	9,300	184,602	105,722	16,838	36,964	460,337	458,310	6,431	48,476	127,097	1,904,193	32,840
Vallejo	15,856,684	191,530	52,048	522,889	15,857	315,440	176,967	33,933	63,485	796,592	793,944	10,763	82,847	191,901	3,248,196	68,256
Ventura	29,437,699	589,470	96,660	785,231	29,438	585,817	298,355	65,056	117,560	1,459,766	1,441,547	20,226	157,263	320,619	5,967,007	84,903
Victorville	8,271,938	164,917	27,148	225,815	8,272	164,533	82,496	19,590	33,149	408,308	403,956	5,589	44,078	80,704	1,668,556	50,320
(Total: 26 records)	462,308,792	7,477,639	1,515,887	13,760,527	462,318	9,187,179	4,913,077	996,569	1,846,129	22,521,705	22,354,130	315,467	2,439,358	5,141,607	92,931,590	1,685,407

\$13.7 Million
NCOTWinc. & SCOTWinc.
Expense Fund

\$22.5 Million
Track Commissions

\$22.4 Million
to Purses

\$2.4 Million
Breeders & Sires
Programs

\$92.9 Million
in Total Industry
Distributions

In 2008, 1,685,407 patrons visited Fair Satellite Wagering Facilities and bet \$462.3 million, contributing \$92.9 million to the CA racing industry.

PARI-MUTUEL DISTRIBUTIONS REPORT FOR SATELLITE FACILITIES LOCATED AT CALIFORNIA FAIRS 2009

CHRIMS Detailed Distribution Report

Date Range: 01/01/2009 - 12/31/2009 Race Type: All Races Hosts: All Hosts Locations: All Locations Tracks: All Tracks
 Report By: Location Location Types: Fairs Breed: Thoroughbreds On/Off: Off Track

Location	Handle	License	CHRB Support Fee	F&E	City & County Tax	N/SCOTW/inc Exp. Fund	UC Davis Equine Research	Satellite Location	Van/Stable Fund	Work Comp.	CMC Promotion	PFAB509	Track Commission	Purses	Owners	Breeders/Sires	To Out of State Tracks	Total Distributions	Attendance
Anderson	2,099,707	0	4,166	1,808	6,838	75,236	2,100	41,441	24,774	3,533	8,295	0	101,095	100,557	1,446	10,946	29,568	411,802	7,584
Bakersfield	6,674,603	0	12,425	5,252	21,769	239,927	6,675	131,933	76,588	13,582	26,474	1,715	327,161	325,764	4,469	34,678	82,228	1,310,641	33,064
Eureka	1,442,242	0	1,460	1,038	4,707	51,247	1,442	28,524	17,112	2,058	5,705	0	63,523	63,565	998	7,490	22,353	271,223	2,724
Ferndale	172,728	0	398	381	570	10,364	173	3,455	2,071	387	691	0	6,903	6,783	121	844	1,460	34,601	
Fresno	6,638,013	0	11,884	5,420	21,623	235,595	6,638	131,049	76,546	12,629	26,284	1,271	318,506	316,780	4,467	34,503	95,895	1,299,090	28,267
Fresno Club One	2,929,022	0	6,318	2,692	9,585	105,171	2,929	58,088	33,799	5,874	11,636	971	144,555	143,939	1,972	15,295	39,103	581,927	5,723
Lake Perris	13,502,685	0	49,965	11,994	44,305	364,193	13,503	268,518	163,766	30,800	53,894	1,916	668,586	660,928	9,171	73,772	134,133	2,549,445	65,786
Lancaster	13,230,943	0	48,411	11,970	43,425	358,312	13,231	263,181	159,697	28,102	52,796	3,189	673,898	666,673	8,943	72,164	151,670	2,555,662	63,719
Monterey	6,455,496	0	11,825	4,146	21,056	226,746	6,456	127,611	74,015	11,304	25,569	2,453	323,494	321,802	4,319	33,580	102,167	1,296,541	27,486
Pleasanton	35,393,360	0	71,261	31,549	115,988	1,273,014	35,394	702,957	412,095	66,013	140,771	8,172	1,697,129	1,691,097	24,049	185,105	459,182	6,913,775	117,055
Regmona	47,180,771	0	195,825	39,275	155,012	1,210,381	47,181	939,467	573,077	105,411	188,168	11,601	2,426,358	2,399,074	32,092	259,598	489,973	9,072,494	165,023
Sacramento	24,479,836	0	46,900	21,043	79,984	885,604	24,480	484,752	280,263	46,032	97,776	684	1,093,812	1,090,318	16,355	127,825	339,679	4,635,509	97,970
San Bernardino	26,306,624	0	95,667	24,355	86,367	715,518	26,307	523,437	318,068	60,824	105,074	4,542	1,328,615	1,314,121	17,812	143,564	279,318	5,043,590	136,508
San Jose	30,113,338	0	59,767	26,498	98,849	1,105,664	30,114	599,082	347,779	59,062	119,970	11,521	1,487,915	1,482,022	20,292	157,056	400,947	6,006,538	125,769
San Mateo County	71,996,382	0	149,569	67,578	236,545	2,653,283	71,997	1,433,608	841,091	137,324	286,803	20,999	3,507,760	3,495,884	49,076	376,432	926,899	14,254,847	207,626
Santa Barbara	5,092,580	0	17,554	4,732	16,632	134,917	5,093	100,799	62,735	10,343	20,181	0	256,950	253,564	3,513	27,732	73,443	988,188	16,497
Santa Maria	5,251,315	0	19,522	4,757	17,185	137,163	5,252	104,151	64,996	10,887	20,830	105	263,924	260,340	3,640	28,737	61,943	1,003,431	15,045
Santa Rosa	10,420,797	0	20,312	9,096	33,915	362,121	10,421	205,542	120,371	19,756	41,145	2,676	499,183	498,096	7,025	54,251	142,701	2,026,611	54,299
Shalimar (Indio)	6,325,869	0	19,589	4,755	20,685	166,518	6,326	125,359	77,759	14,832	25,117	44	323,961	319,864	4,354	34,422	73,796	1,217,380	26,981
Stockton	16,398,362	0	34,707	16,435	53,752	596,577	16,399	325,769	189,797	32,687	65,282	4,639	800,814	798,022	11,075	85,675	211,377	3,243,007	75,479
Surfside Race Place	52,086,933	0	145,702	30,495	170,500	1,383,415	52,087	1,033,330	636,468	110,638	206,764	9,131	2,440,663	2,408,135	35,642	282,289	615,299	9,560,558	167,273
Tulare	3,317,738	0	6,673	3,065	10,838	119,669	3,318	65,684	39,232	5,372	13,143	108	151,680	150,885	2,289	17,337	45,549	634,844	13,927
Turlock	8,098,763	0	17,090	7,611	26,502	296,919	8,099	160,619	95,857	13,146	32,138	324	394,061	392,000	5,593	42,343	122,094	1,614,394	28,129
Vallejo	14,124,551	0	28,775	13,779	46,345	526,094	14,125	280,881	162,967	28,830	56,217	6,447	697,972	695,071	9,509	73,492	183,364	2,823,868	60,269
Ventura	24,844,298	0	95,667	21,542	81,551	661,038	24,845	494,248	303,847	51,243	99,022	3,359	1,267,564	1,252,365	17,016	136,106	305,150	4,814,563	77,759
Victorville	7,248,843	0	27,264	6,899	23,793	199,498	7,249	144,201	86,774	16,608	28,897	2,899	368,356	364,652	4,859	39,420	77,835	1,399,204	47,111
(Total: 27 records)	441,825,799	0	1,198,698	378,165	1,448,319	14,094,184	441,837	8,777,686	5,241,546	897,276	1,758,641	98,766	21,634,439	21,472,301	300,097	2,354,655	5,467,125	85,563,734	1,667,073

\$14.1 Million
 NCOTWinc. & SCOTWinc.
 Expense Fund

\$21.6 Million
 Track Commissions

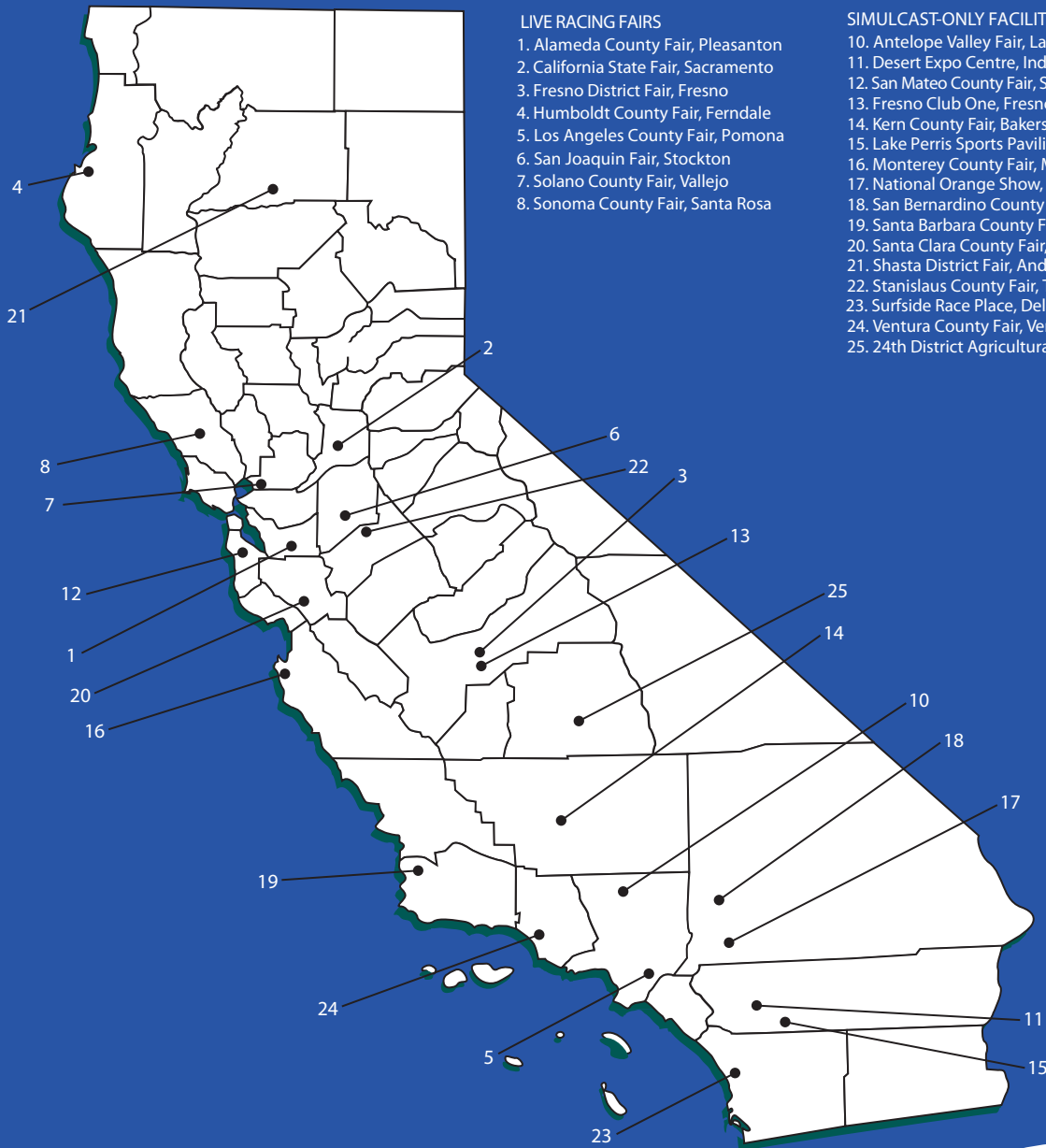
\$21.4 Million
 to Purses

\$2.4 Million
 Breeders & Sires Programs

\$85.6 Million
 in Total Industry
 Distributions

In 2009, 1,667,073 patrons visited Fair Satellite Wagering Facilities and bet \$441.8 million, contributing \$85.6 million to the CA racing industry.

Fair Satellite Wagering Facilities



LIVE RACING FAIRS

1. Alameda County Fair, Pleasanton
2. California State Fair, Sacramento
3. Fresno District Fair, Fresno
4. Humboldt County Fair, Ferndale
5. Los Angeles County Fair, Pomona
6. San Joaquin Fair, Stockton
7. Solano County Fair, Vallejo
8. Sonoma County Fair, Santa Rosa

SIMULCAST-ONLY FACILITIES

10. Antelope Valley Fair, Lancaster
11. Desert Expo Centre, Indio
12. San Mateo County Fair, San Mateo
13. Fresno Club One, Fresno
14. Kern County Fair, Bakersfield
15. Lake Perris Sports Pavilion, Perris
16. Monterey County Fair, Monterey
17. National Orange Show, San Bernardino
18. San Bernardino County Fair, Victorville
19. Santa Barbara County Fair, Santa Maria
20. Santa Clara County Fair, San Jose
21. Shasta District Fair, Anderson
22. Stanislaus County Fair, Turlock
23. Surfside Race Place, Del Mar
24. Ventura County Fair, Ventura
25. 24th District Agricultural Assn., Tulare

