



1776 Tribute Road, Suite 205
Sacramento, CA 95815
Office: 916.927.7223 Fax: 916.263.3341
www.calairs.com

AGENDA
CALIFORNIA AUTHORITY OF RACING FAIRS
LIVE RACING COMMITTEE MEETING
JOHN ALKIRE, CHAIR
11:00 A.M., TUESDAY, MARCH 5, 2013

Notice is hereby given that a meeting of the California Authority of Racing Fairs' Live Racing Committee will commence at 11:00 a.m., Tuesday, March 5, 2013. The meeting will be held in Sacramento. 1776 Tribute Road Conference Room, Sacramento, CA 95815

AGENDA

- I. Date, time and location of next meeting: April 2, 2013
- II. Approval of minutes.
- III. Presentation and discussion of 2012 Recruitment Report and plans for 2013 Recruitment.
- IV. Report, discussion and action, if any, on Legislative Program for 2013.
- V. Report, discussion and action, if any, on live racing days in 2013.
- VI. Discussion and action, confirming Agency policy regarding payment of moneys due CARF by member Fairs.
- VII. Report, discussion and action, if any, on Horsemen's Credentials.
- VIII. Report, discussion and action, if any, on preliminary projections and recommendations for purses.
- IX. Discussion and action, if any, on racing dates for 2014 and beyond.
- X. Executive Director's Report



1776 Tribute Road, Suite 205
Sacramento, CA 95815
Office: 916.927.7223 Fax: 916.263.3341
www.calfairs.com

NOTICE
CALIFORNIA AUTHORITY OF RACING FAIRS
LIVE RACING COMMITTEE MEETING
JOHN ALKIRE, CHAIR
11:00 A.M., TUESDAY, MARCH 5, 2013

Notice is hereby given that a meeting of the California Authority of Racing Fairs' Live Racing Committee will commence at 11:00 a.m., Tuesday, March 5, 2013. The meeting will be held at the CARF Conference Room located at 1776 Tribute Road, Sacramento, California 95815.

CARF Live Racing Committee Meeting
Toll Free Dial In Number: (800) 791-2345
Participant Code: 62745 #
Via Teleconference

The Public and members of the California Authority of Racing Fairs Live Racing Committee may participate from the following locations:

Alameda County Fair
4501 Pleasanton Ave.
Pleasanton, CA 94566

Humboldt County Fair
1250 5th Street
Ferndale, CA 95536

Solano County Fair
900 Fairgrounds Drive
Vallejo, CA 94589

The Big Fresno Fair
1121 S. Chance Avenue
Fresno, CA 93702

San Joaquin Fair
1658 S. Airport Way
Stockton, CA 95206

Sonoma County Fair
1350 Bennett Valley Road
Santa Rosa, CA 95404

California State Fair
1600 Exposition Blvd.
Sacramento, CA 95815

CALIFORNIA AUTHORITY OF RACING FAIRS

Live Racing Committee
Tuesday, February 5, 2013

MINUTES

A teleconference meeting of the California Authority of Racing Fairs Live Racing Committee was held at 11:00 A.M., Tuesday, February 5, 2013. The meeting was hosted at the CARF offices, 1776 Tribute Road, Sacramento, California.

CARF Live Racing Committee members attending: John Alkire, Randy Magee, Rick Pickering, Tom Sawyer and Tawny Tesconi. Joining by conference call: Jim Morgan and Mike Paluszak.

Staff and Guests attending: Christopher Korby, Larry Swartzlander, Tom Doutrich, Heather Haviland, Amelia White, Raechelle Gibbons, Anne Grottveit, Louie Brown, Dave Elliott, Allen Aldrich and Richard Lewis. Joining by conference by: Kelly Violini, Michael Margetts and Cindy Olsen.

Agenda Item 1 – Date, Time and Location of Next Meeting. The next CARF Live Racing Committee meeting will be held March 5, 2013 in Sacramento.

Agenda Item 2 – Approval of Minutes. Ms. Tesconi moved to approve the meeting minutes as presented. Mr. Sawyer seconded, unanimously approved.

Agenda Item 3 – Report, Discussion and Action, if any, on Legislative Program. Mr. Alkire elected to defer this item to the CARF Board of Director's meeting at 12:30 p.m.

Agenda Item 4 – Report, Discussion and Action, if any, on Sonoma County Fair Use of CARF Management Services for 2013. Mr. Korby reported that this agenda item was included at the request of the Sonoma County Fair and was placed early on the agenda because the resulting discussions could impact subsequent agenda items. Ms. Korby turned the agenda item over to Ms. Tesconi.

Ms. Tesconi stated that fellow Committee members should be familiar with Sonoma County Fair's concerns regarding increasing CARF expenses for managing live race meets as all Fairs Managers have been copied on correspondence between Sonoma County Fair and CARF staff. Ms. Tesconi added that between 2012 actuals and the 2013 budget; CARF costs increased approximately \$220,000, even though the number of live racing days continues to decline.

Ms. Tesconi stated that she and her staff have done their due diligence to determine the cost of Sonoma County Fair operating their meet without CARF services. The results of that process indicate that running the meet internally is a more viable option long-term. Ms. Tesconi added that the CARF model for providing live racing services to member Fairs is broken and needs to be fixed. In a time

when Fairs have been cutting salaries and staff, CARF salaries have actually increased and the benefits and pay given to seasonal staff seems disproportionate to the realities of today's economy.

Ms. Tesconi stated that in January, her Board of Directors gave her the authority to withdraw from CARF live racing support services if Sonoma County Fair's concerns were not adequately addressed by CARF staff. Ms. Tesconi stated that the recent written response she received from Mr. Korby did nothing to alleviate those concerns and did not address Sonoma County Fair's request to consider reducing expenses by 15 percent. Instead, the letter was a six page response defending the current CARF budget and outlining past services CARF has provided the Fair.

Ms. Tesconi stated that she was disappointed in CARF staff's unwillingness to consider reducing expenses and though it is not Sonoma County Fair's intent to harm the other live racing Fairs, Sonoma County Fair will be formally withdrawing from CARF services to manage the 2013 race meet.

Mr. Korby stated that he respectfully disagrees with the characterization that there was an unwillingness to look at cutting CARF expenses. Furthermore, at the beginning of the year, CARF staff requested twice to meet with Sonoma Board Directors and Ms. Tesconi. The resulting response to that request was a letter that specifically demanded written reports detailing a 15 percent reduction in CARF expenses as a precondition to any meeting in which Sonoma County Fair's future with CARF would be discussed.

Ms. Tesconi stated that she and Mr. Korby would have to agree to disagree in regards to CARF's willingness to reduce expenses.

Mr. Korby asked if the Sonoma County Fair has taken into consideration the elimination of F&E funding and the need for the live racing Fairs to begin absorbing costs that had traditionally been subsidized by outside sources.

Ms. Tesconi replied that regardless of prior funding sources, Sonoma County Fair has done its due diligence and has determined that they can run their meet more efficiently without CARF services. Ms. Tesconi stated that the day is going to come, one way or another, when the Sonoma County Fair will withdraw from CARF services.

Mr. Korby reiterated, for the record, that CARF staff has always been more than willing to sit down with the Sonoma County Fair and discuss reducing expenses, but CARF staff is unwilling to accept an arbitrary reduction in expenses as a precondition for a meeting.

Mr. Swartzlander stated that two years ago, CARF requested to meet with each Fair and look at the Fair's racing expenses so that they could collaborate and look for redundancies and opportunities for cost savings. In 2012, CARF eliminated the program/telecommunications position and existing staff resumed those responsibilities. The responsibilities that could not be absorbed by existing staff were performed by a seasonal employee at a cost of \$17,000 versus \$76,000. The

simulcast coordinator position was also eliminated, saving \$32,000. CARF staff is continually looking at creating more efficiency in the racing office.

Ms. Tesconi stated that the largest cost-savings Sonoma County Fair will realize in running the meet themselves is in salaries, such as paying \$15,000 for a racing secretary instead of \$28,000.

Mr. Magee stated that there seem to be two issues at work, one being the cost to manage CARF as an agency and the other being day-to-day racing expenses. The focus of cost cutting in Pleasanton in the past has been at the local level.

Ms. Tesconi stated that the Sonoma County Fair has already cut local level costs to a bare minimum, the problem is the costs that are being passed down from CARF, which increase year after year while the number of race days decrease, creating a decline in profitability. Ms. Tesconi stated that if Fairs want to remain in racing and dedicate 60-70 acres of valuable land to the sport, we must figure out how to shore up the dam.

Ms. Tesconi stated that as a public servant expected to stay within budget guidelines, it is difficult to find out in October that CARF expenses are over budget and then receive a 2013 CARF budget in December of 2012 that includes significant increases in costs. Ms. Tesconi added that by serving as a Fair Manager, she has an obligation to make sure she is doing the best for her Fair and the public, and in her opinion, the CARF model needs to be blown up and we need to start again.

Mr. Alkire stated that it is obvious that Ms. Tesconi and the Sonoma County Fair Board of Directors have done their due diligence. They have discussed the possibility of leaving CARF for the past two years, and as a group, we should respect their decision. Mr. Alkire added that he regrets the involved parties cannot come together and work to resolve the issues at hand, but maybe with costs increasing and the economy the way it is, that would have been a difficult task to achieve.

Mr. Pickering stated that as a member of the CARF Board of Directors, he would still offer to meet with Ms. Tesconi and her Board to answer any questions he could.

Ms. Tesconi stated that her Board of Directors understands why costs went up and what CARF has done for the Sonoma County Fair in the past. Her Board wants to hear about cutting costs for the future, especially with so much valuable land on the fairgrounds being dedicated to horse racing.

Mr. Korby stated that Sonoma County Fair picking up an additional week of racing was a collective CARF effort. One of the reasons expenses went up in 2012 was because the Sonoma County Fair made a decision not to accept a recommendation from CARF that would help cut expenses and reduce the overpayment of purses. Mr. Korby added that millions of dollars have gone through CARF to the Sonoma County Fair.

Mr. Pickering cautioned that talking about using Fair property for something other than racing alters the support a facility receives from bettors, horsemen and the racing industry.

Agenda Item 5 – Report, Discussion and Action, if any, on CARF Policies Regarding Security Agreement for Monies Owed the Agency by Member Fairs. Mr. Korby reported that he and Ms. Grottveit have been working since mid-2012 on a security agreement that would serve as a mechanism to carefully and deliberately structure the flow of funds between CARF and member Fairs. Ms. Grottveit has been in contact with Jerry Blair who is reviewing the agreement on behalf of DAAs.

Mr. Korby stated staff would like to explore a new direction that would allow CARF Board approved policy to govern these financial transactions in lieu of a signed agreement. Mr. Korby will be working with the Finance Committee to bring policy language to the next meeting.

Agenda Item 6 – Report, Discussion and Action, if any, on Overpayments from CARF Consolidated Purse Account in 2012. Mr. Korby reported that the meeting packets include a spreadsheet titled “*2012 Consolidated Fair Purse Report*” that shows the current status of overpayments/underpayments by Fair and the overall status of the current balance of the consolidated purse account. The report also enumerates specific race days and the resulting overpayments.

Mr. Swartzlander presented the spreadsheet in detail and noted that the consolidated purse fund for the CARF meets is currently \$81,924 overpaid, which is a positive number when compared to the initial projection of \$321,000 overpaid. The bottom of the sheet includes projections for overpayments and simulcast-only generation for key race dates. CARF staff is projecting that \$329,000 could be saved by choosing not to run on those dates in 2013. Mr. Swartzlander reported that the balance of money left in the consolidated purse fund is approximately \$550,000. The goal of CARF staff is to maintain the consolidated purse account balance for as long as possible and to make the consolidated purse program self-sustaining.

Ms. Gibbons provided a detailed overview of the NCOTW, Inc. expense fund.

The conversation segued to overpayments and Mr. Pickering stated that the importance of the consolidated purse fund is that a Fair by itself can lose large amounts of money with one bad race day and the Fair is on the hook for paying that purse money out to horsemen. In the case of an underpayment horsemen will push for retro checks. Ms. Tesconi replied that CARF is holding \$110,000 from Santa Rosa for overpayments, so the benefit of the consolidated purse program doesn’t seem to apply. Ms. Gibbons responded by saying that in years past, before the consolidated purse program, if a Fair produced an overpayment for the meet, those funds were withheld from the Fair’s commissions and reconciled the following year.

Mr. Korby stated that one of the reasons this item was on the agenda was to discuss Sonoma County Fair’s overpayment. Ms. Tesconi asked if all Fairs incurring overpayments had those funds withheld from their commissions. Mr. Korby responded that the money being held on behalf of Sonoma County Fair was for overpayments incurred on Wednesdays when CARF recommended the

Sonoma County Fair not run. Other member Fairs also desired to have additional race days to complement their Fair schedule, but followed CARF's recommendation to not run Wednesdays for the benefit of the overall consolidated purse fund.

Ms. Tesconi asked what Board policy was used to determine the decision to hold Sonoma County Fair's overpayment from its commissions. Mr. Korby reported the decision was made based on a recommendation by CARF staff in 2012 and that the CARF Board of Directors has yet to take action to determine if Sonoma County Fair's overpayment incurred on days CARF staff recommended they not run be paid out of CARF reserves. Mr. Korby stated that Sonoma County Fair's overpayment has already been paid out to horsemen by CARF. Now the matter is determining which party is responsible for the liability and if any Fair should be able to ignore a CARF recommendation and still be protected from financial consequences. Ms. Tesconi reiterated that there is no CARF policy in place today that stipulates Sonoma County Fair has to pay for their overpayments while no other Fair is required to do so. Mr. Alkire added that a number of years ago Fresno incurred a \$450,000 overpayment and the CARF group determined that Fresno was liable for most of that overpayment.

Ms. Tesconi asked to clarify that CARF is holding a \$550,000 cushion in the supplemental purse account that originated over several years from F&E funding, even though F&E supplemental purse funding no longer exists today. Mr. Korby replied that Ms. Tesconi's statement was incorrect. The balance in the existing consolidated purse fund exists from purse generation.

Ms. Tesconi stated that in the CARF meeting minutes from March/April there was discussion by the CARF Live Racing Committee regarding the need to adopt a policy before the 2012 race meets and not arbitrarily charge Fairs, but the issue was never resolved. Additionally, commissions were withheld from the Sonoma County Fair in the amount of \$110,000 even though the entire consolidated purse program for 2012 was \$82,000 overpaid. Ms. Tesconi stated that if the goal of the consolidated purse program is for Fairs to work together, it doesn't seem reasonable take more from Sonoma County Fair than the existing overall overpayment.

Ms. Tesconi asked if CARF is withholding commission from any other Fair in the room. Ms. Gibbons confirmed that CARF is not. Mr. Korby added that no other Fair in the room went against CARF's recommendation to not run Wednesdays, knowing that the decision to run on Wednesdays could be detrimental to the horse population and the consolidated purse program based on existing circumstances in the racing industry.

Mr. Pickering asked for an accounting of the commissions being withheld from Santa Rosa. Mr. Korby replied that \$139,846 is the total overpayment from the three Wednesdays run at Santa Rosa (\$58,846 in overpayment to purses and \$81,000 in lost revenue from the opportunity to benefit from simulcast-only days). Late purse revenue received after the overpayments were calculated brought the figure down to \$110,000. Ms. Tesconi stated that under this scenario there is no advantage for Sonoma County Fair to be in the CARF consolidated purse program.

Ms. Tesconi stated that she would have to agree to disagree and let legal counsel sort it out.

Mr. Korby stated that the CARF Live Racing Committee and Board of Directors still have to determine policy for Fairs that go against CARF recommendations thereby incurring an overpayment situation. Mr. Korby stated that his preference would be to adjust Santa Rosa's overpayment as part of a purse reduction in Santa Rosa's 2013 purse structure, which is the traditional method for reconciling overpayments.

Mr. Korby asked if Ms. Tesconi had a recommendation. Ms. Tesconi stated she would have appreciated a phone call before she received a statement showing commissions being held, at which time some sort of resolution could have been negotiated.

Mr. Korby asked if Ms. Tesconi received his e-mail correspondence last year outlining the inevitable overpayment that would be incurred if Sonoma County Fair ran on Wednesdays. Ms. Tesconi stated that there was correspondence regarding CARF's recommendation not to run on Wednesdays and that the matter was discussed in CARF Live Racing Committee meetings, but though the issue was discussed, it was never resolved. It was never decided or implied that CARF would withhold Wednesday overpayments from commissions.

Mr. Pickering stated that we need to keep this conversation moving forward. He asked Ms. Tesconi if there was an opportunity for CARF and Sonoma County Fair to split the overpayment amount being held for the three Wednesdays in question. There might also be an opportunity for CARF staff to look at cutting live racing expenses by 10 percent over the next year. Mr. Pickering asked if those two items might be sufficient to keep Santa Rosa participating in CARF services through 2013. Mr. Pickering stated that attorney's fees alone could exceed the amount Santa Rosa is trying to save in CARF expenses. Mr. Pickering stated that it would be beneficial for everyone if Santa Rosa could go home with some money and the other Fairs could be assured that daily expenses billed thorough CARF would not increase due to Santa Rosa's lack of participation.

Ms. Tesconi stated that her Board views CARF management of the race meet and the commissions being held for overpayments as two separate issues, so she cannot speak to Mr. Pickering's suggestion. Mr. Pickering thanked Ms. Tesconi for her honesty and asked how the CARF Board can work a compromise with the Sonoma County Fair Board of Directors if they are not going to give Ms. Tesconi the authority to negotiate. Mr. Pickering added that it comes back to the 15 percent reduction in CARF expenses. Is a 15 percent reduction a prerequisite to a meeting to discuss negotiating the overpayment and reducing CARF expenses by 10 percent? If so, obviously that goal is unattainable and the circumstances are unfortunate.

Mr. Korby stated that he would be in favor of Mr. Pickering's suggestion to negotiate the overpayment and look at reducing CARF expenses by at least 10 percent. Mr. Korby stated that as part of those discussions, clear policies need to be adopted regarding overpayments because the balance left in the consolidated purse fund is all that Fairs have left and keeping that safety net whole

is crucial. CARF member Fair's must have a policy determining which risks are shared risks and which are not.

Mr. Magee stated that he supports Mr. Pickering's suggestion because if the Sonoma County Fair does leave CARF services, the remaining Fairs will be forced to revisit the CARF budget to keep the daily rates manageable.

Mr. Pickering moved to release 50 percent (\$56,000) of the commissions being held from Sonoma County Fair for the purse overpayments incurred while running three Wednesdays in 2012 contrary to CARF's recommendation. Additionally, Santa Rosa will continue to participate fully in CARF live racing management services for the 2013 season with a joint commitment between CARF, Sonoma County Fair and all live racing Fairs to reduce CARF expenses by at least 10 percent. Due to existing CARF contracts some reductions may occur in 2013, but others might not be feasible until 2014. Mr. Sawyer seconded. YES VOTE: Randy Magee (Pleasanton), Rick Pickering (Sacramento), Tom Sawyer (Stockton) and John Alkire (Fresno). ABSTAIN VOTE: Mike Paluszak (Vallejo), Jim Morgan (Ferndale) and Tawny Tesconi (Santa Rosa). MOTION PASSES 4-0-3.

Agenda Item 7 – Discussion and Action, if any, on Financial Reports on Purses and Pari-Mutuel Commissions at Racing Fairs in 2012. Mr. Alkire stated that this item was sufficiently covered under Agenda Item 6.

Mr. Elliott asked to clarify that starter purses and participation purses come out of the \$550,000 consolidated purse fund balance. Mr. Swartzlander confirmed that they do and that both of those items would be reviewed and adjusted with the 2013 purse schedule.

Agenda Item 8 – Report, Discussion and Action, if any, on Specific Racing Days per Week at Fairs in 2013. Mr. Korby reported that the horse shortage Northern California has been experiencing is not changing. With that in mind, staff will be carefully analyzing trends and will bring a recommendation back to the Live Racing Committee. Mr. Korby stated that the recommendation might include a request to run fewer days. Mr. Korby stated that the Humboldt County Fair (due to Golden Gate Fields overlap) was an example that not running Thursdays might be a better option than Wednesdays.

Agenda Item 9 – Discussion and Action, if any, on Planning for the 2013 Fair Racing Circuit. Mr. Swartzlander reported that it is time to start determining and negotiating the 2013 purse schedule. The goal is to have a self-sustaining purse program in 2013.

Mr. Swartzlander reported that the Pegasus Communications (TV production) contract is up for renewal as is the starting gate contract. Mr. Swartzlander stated that he expects a \$50 per day increase on the starting gate and a 1-5 percent increase on the Pegasus Communications contract.

Agenda Item 10 – Report, Discussion and Action, if any, on Racing License Application Time Table. Mr. Swartzlander reported that the CHRB license application schedule is available online. The Pleasanton application is due March 22, 2013.

Agenda Item 11 – Executive Director’s Report. Mr. Korby reported that the former CHRB Chairman Keith Brackpool submitted his resignation to buy an equity position in The Stronach Group and head West Coast operations.

Mr. Korby reported that Los Alamitos Racecourse is announcing plans to expand their racing surface.

Mr. Korby requested that as part of reviewing CARF expenses, Fairs also share their local racing-related expenses so that we are looking at the whole picture. Mr. Magee asked to clarify that a reduction in local expenses would not count toward the 10 percent reduction in CARF expenses. Mr. Korby confirmed that they would not. Mr. Pickering added that sharing local expenses gives both parties the opportunity to look for overlap and redundancies.

Respectfully submitted,
Heather Haviland

CALIFORNIA AUTHORITY OF RACING FAIRS

CARF RECRUITMENT PROGRAM 2012

RACING FAIR PROGRAM TO RECRUIT OUT-OF-STATE HORSE OWNERS
AND TRAINERS TO COMPETE IN CALIFORNIA



CHRISTOPHER KORBY, EXECUTIVE DIRECTOR
DECEMBER 2012

2012 OUT-OF-STATE RECRUITMENT PROGRAM

SUMMARY

GOALS AND OBJECTIVES


Since 2001, the California Authority of Racing Fairs (CARF) has conducted a program to actively recruit out-of-state owners, trainers and horses to compete on the Northern California Summer Racing Circuit. The goal of the program is simple: increase the field size for summer racing in Northern California. In order to accomplish this goal, CARF has set three objectives for the program: 1) inform and educate horsemen in other jurisdictions about the benefits of racing in California; 2) retain horsemen who have elected to compete in Northern California in previous years; and 3) offer financial incentives to assist horsemen with the cost of shipping horses to Northern California.

RECRUITMENT VISITS OUT-OF-STATE

Each spring CARF schedules a series of out-of-state recruitment visits in order to 1) personally meet one-on-one with horsemen in other jurisdictions; 2) explain the benefits of our program; and 3) invite them to compete in Northern California for the summer. In 2012, these visits included recruitment trips to Turf Paradise, Portland Meadows and L.A. County Fair. To streamline expenses, recruitment trips now consist of a reception for horsemen, eliminating the traditional sit down dinners. These visits allow CARF management to respond personally and directly to questions or concerns about such matters as workmen's compensation, backstretch labor inspections and purse structures. In addition to the receptions and the personal visits with horsemen, CARF distributes an extensive packet of information to educate and inform horsemen about current issues of interest in California. By word of mouth, information about the program has also reached horsemen in Iowa, Idaho, West Virginia, New Mexico, Utah and Washington.

RELOCATION FEES

In order to financially assist horsemen who choose to ship horses to our circuit, in 2012 CARF paid a \$300 Relocation Fee to the owner of any horse shipping into Northern California from over 600 miles for the horse's first start and \$150 for the horse's second start. A runner making its first start at Ferndale received \$150 for the first start and \$150 for the second start, as well as an additional \$150 for starting again in Stockton and/or Fresno. The Relocation Fee gives some extra meaning to our invitation to come to California. In some cases, the incentive may create the tipping point as an owner or trainer decides about shipping to our circuit. The Relocation Fee also creates a Paymaster record that allows us to accurately track the results of our program from year to year.



Christopher Korby
Executive Director



2012 THOROUGHBRED RECRUITMENT

Results of CARF Program to Increase Field Size

The Fair Out-of-State Recruitment Program, administered by the California Authority of Racing Fairs, pays \$300 to every horse that travels 600 or more miles to start on the Northern California Fair Circuit for its first start and an additional \$150 for its second start (\$450 total). A runner making its first start at Ferndale receives \$150 for each of two starts, with another \$150 available if the horse starts again at Stockton and/or Fresno.

- **2012 Total TB Recruitment Costs - \$66,411.71**

2012 Recruitment at Tracks - \$13,711.71

2012 TB Relocation Fees Paid - \$50,700.00

2012 Trainer Incentives - \$2,000.00

Number of Horses Paid - 149

Number of TB Starts - 338

Percentage of Total Horse Population - 11%

- **Number of Starts by Recruited TB Horses, by Fair:**

Pleasanton - 49 (75% increase from 2011)

Sacramento - 38

Santa Rosa - 72 (9% increase from 2011)

Ferndale - 93

Stockton - 50

Fresno - 36

- **Number of TB Starts by State Recruited From:**

Arizona - 128 (71% increase from 2011)

Idaho - 96

Oregon - 56

Washington - 35

Utah - 13

New Mexico - 7

Nevada - 3

- **Leading Trainers of Recruited Horses (by starts):**

Don Roberson

Eugene Burns

W.R. Whitehouse

Tim McCanna

Paul Treasure

Kenneth McReynolds

Phil Oviedo

Mike Chambers

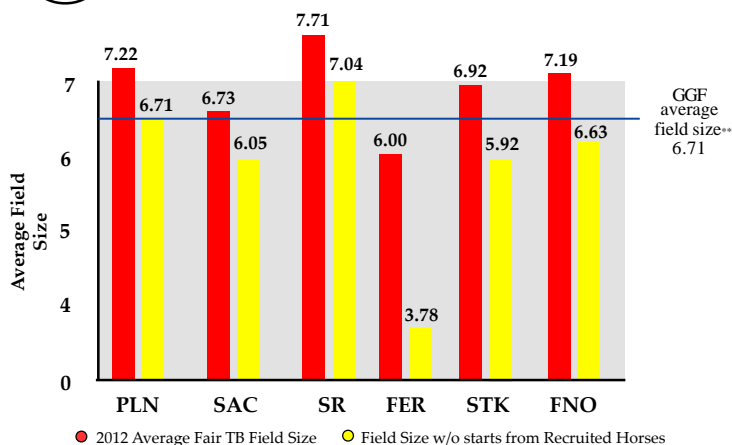
2012 Emerging Breed Relocation Fees - \$4,500 (42 starts)

** During Period 12/26/2011-6/18/2012

*** Cost of Recruitment at Tracks and TB Relocation Fees divided by number of Thoroughbred Starts.

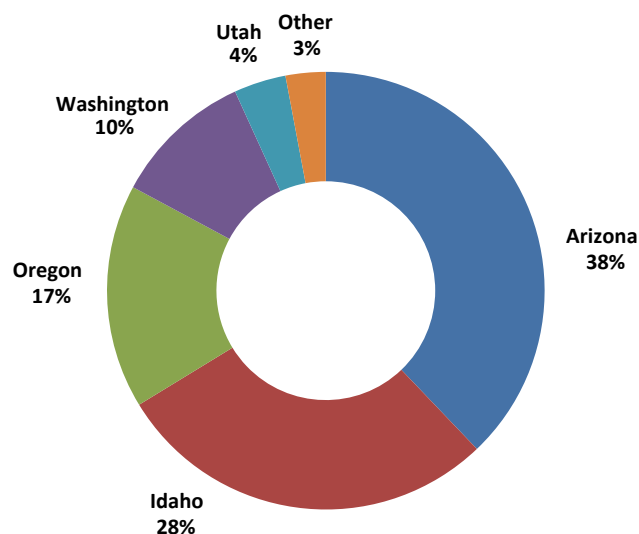
1

Impact of Recruited Horses on 2012 Average Field Size (TB)



2

Where did out-of-state horses come from?



3

What does the Fair Circuit pay on average for each start by an out-of-state horse?

\$196 per starter***

Increased field size is the single largest contributor to increasing ontrack and simulcast handle.

1. Statistics from CHRIMS Runners Report & CARF Out-of-State Starts.
2. Statistics from CARF Paymaster Reports & CFSA Relocation Costs.

Transaction Type Report
For Types: RE
From 06/01/2012 To 12/31/2012

Jan 16, 2013 09:58 AM

Facilities: CARF

Page 1 of 4

Fac.	Date	From	Account Name	To	Account Name	Amount	Memo
Relocation Costs							
CRF	6/21/2012	30636	Relocation Costs	29270	Rhonda B. Davis	300.00	Raditch
CRF	6/22/2012	30636	Relocation Costs	37139	Don E. Roberson	300.00	Chain of Goods
CRF	6/22/2012	30636	Relocation Costs	37139	Don E. Roberson	300.00	Karen's Good Boy
CRF	6/22/2012	30636	Relocation Costs	37139	Don E. Roberson	300.00	Midway Surf
CRF	6/22/2012	30636	Relocation Costs	37206	W. R. Whitehouse	300.00	Dontwiseupadummy
CRF	6/23/2012	30636	Relocation Costs	37760	Luigi Di Pietro	300.00	Hayjax
CRF	6/24/2012	30636	Relocation Costs	37206	W. R. Whitehouse	300.00	Pharo's Gold
CRF	6/27/2012	30636	Relocation Costs	37549	Patrick Gleason	300.00	E Z Spool
CRF	6/29/2012	30636	Relocation Costs	12451	Ray Odom	300.00	Musical Wings
CRF	6/30/2012	30636	Relocation Costs	39186	Candelario Villamar	300.00	Jugador
CRF	7/1/2012	30636	Relocation Costs	31392	Tim W. Elison	300.00	Ziva the Diva
CRF	7/1/2012	30636	Relocation Costs	39369	Sundance Racing Stable, LLC	300.00	Temecula
CRF	7/1/2012	30636	Relocation Costs	37402	John C. Ivory	300.00	Good Mango
CRF	7/4/2012	30636	Relocation Costs	39358	Mike E. Chambers	300.00	Purple Starduster
CRF	7/4/2012	30636	Relocation Costs	39358	Mike E. Chambers	300.00	Guiding Hand
CRF	7/4/2012	30636	Relocation Costs	39358	Mike E. Chambers	300.00	Dunscombe
CRF	7/6/2012	30636	Relocation Costs	35449	Sam A Vasquez	150.00	By Golly Its Hot
CRF	7/6/2012	30636	Relocation Costs	39358	Mike E. Chambers	300.00	Sound Pick
CRF	7/6/2012	30636	Relocation Costs	35449	Sam A Vasquez	300.00	By Golly Its Hot
CRF	7/6/2012	30636	Relocation Costs	35449	Sam A Vasquez	300.00	Golly Bret
CRF	7/6/2012	30636	Relocation Costs	37206	W. R. Whitehouse	300.00	Stormin Ahead
CRF	7/6/2012	30636	Relocation Costs	37206	W. R. Whitehouse	300.00	Given Episode
CRF	7/7/2012	30636	Relocation Costs	39358	Mike E. Chambers	300.00	Lord Avalon
CRF	7/7/2012	30636	Relocation Costs	39186	Candelario Villamar	150.00	Jugador
CRF	7/7/2012	30636	Relocation Costs	39293	Darold Andrist	150.00	October Road
CRF	7/7/2012	30636	Relocation Costs	34819	William H Ehmcke	300.00	Decarchy Fever
CRF	7/7/2012	30636	Relocation Costs	39415	Ronnie C Rogers	300.00	Mobius
CRF	7/8/2012	30636	Relocation Costs	38919	Remmah Racing, Inc.	300.00	Redseasalt
CRF	7/8/2012	30636	Relocation Costs	39242	Theodore Loving	300.00	Iron Fireball
CRF	7/8/2012	30636	Relocation Costs	39242	Theodore Loving	300.00	Ivory and Ebony
CRF	7/11/2012	30636	Relocation Costs	39358	Mike E. Chambers	500.00	Per T. Doutrich
CRF	7/11/2012	30636	Relocation Costs	38488	Theodore Loving	300.00	Iron Fireball
CRF	7/11/2012	30636	Relocation Costs	38488	Theodore Loving	300.00	Ivory and Ebony
CRF	7/11/2012	30636	Relocation Costs	37402	John C. Ivory	300.00	Nubian Princess
CRF	7/11/2012	30636	Relocation Costs	37549	Patrick Gleason	150.00	Fighting City Hall
CRF	7/11/2012	30636	Relocation Costs	35449	Sam A Vasquez	150.00	Golly Bret
CRF	7/11/2012	30636	Relocation Costs	38435	Ray McCanna	300.00	Black Oak
CRF	7/11/2012	30636	Relocation Costs	37139	Don E. Roberson	150.00	Chain of Goods
CRF	7/11/2012	30636	Relocation Costs	37139	Don E. Roberson	300.00	Red Hot Bern
CRF	7/11/2012	30636	Relocation Costs	37206	W. R. Whitehouse	300.00	Gummy Runner
CRF	7/11/2012	30636	Relocation Costs	37206	W. R. Whitehouse	300.00	Golden Warrior
CRF	7/11/2012	30636	Relocation Costs	29270	Rhonda B. Davis	150.00	Raditch
CRF	7/11/2012	30636	Relocation Costs	29270	Rhonda B. Davis	300.00	Dennika
CRF	7/11/2012	30636	Relocation Costs	29270	Rhonda B. Davis	300.00	Free the World
CRF	7/12/2012	30636	Relocation Costs	36832	Charles E Hiatt	300.00	Inbetweentheshets
CRF	7/14/2012	30636	Relocation Costs	12460	Jackie Payton	300.00	Royal Forbidden
CRF	7/14/2012	30636	Relocation Costs	37206	W. R. Whitehouse	300.00	Gonging Wild
CRF	7/15/2012	30636	Relocation Costs	33104	Steve G Porter	300.00	Robindip
CRF	7/15/2012	30636	Relocation Costs	37402	John C. Ivory	150.00	Good Mango
CRF	7/15/2012	30636	Relocation Costs	39189	Jethorse LLC	300.00	Guzzlingin
CRF	7/16/2012	30636	Relocation Costs	38992	Ryan Kenney	300.00	Sassy Britches
CRF	7/16/2012	30636	Relocation Costs	39537	Gary C. Hughes	300.00	Miss Top Nite
CRF	7/16/2012	30636	Relocation Costs	39541	Al Hodge or Tim McCanna	300.00	Howmuchisit
CRF	7/16/2012	30636	Relocation Costs	37206	W. R. Whitehouse	150.00	Pharo's Gold
CRF	7/16/2012	39242	Theodore Loving	30636	Relocation Costs	300.00	Iron Fireball
CRF	7/16/2012	39242	Theodore Loving	30636	Relocation Costs	300.00	Ivory and Ebony
CRF	7/20/2012	30636	Relocation Costs	37436	Phil Oviedo	150.00	Bag's of Fun
CRF	7/20/2012	30636	Relocation Costs	37436	Phil Oviedo	300.00	Pine Drive
CRF	7/20/2012	30636	Relocation Costs	37436	Phil Oviedo	300.00	Tiger Cat
CRF	7/20/2012	30636	Relocation Costs	38292	Thomas N Valenzuela	300.00	Big Swig

Transaction Type Report
For Types: RE
From 06/01/2012 To 12/31/2012

Jan 16,2013 09:58 AM

Facilities: CARF

Page 2 of 4

Fac.	Date	From	Account Name	To	Account Name	Amount	Memo
CRF	7/20/2012	30636	Relocation Costs	37326	Denise Gero	300.00	Alabama Boy
CRF	7/20/2012	30636	Relocation Costs	37206	W. R. Whitehouse	150.00	Golden Warrior
CRF	7/20/2012	30636	Relocation Costs	36832	Charles E Hiatt	300.00	Buh Buh Bones
CRF	7/20/2012	30636	Relocation Costs	10433	Ben C. Bryan	150.00	Jenny's First Gear
CRF	7/20/2012	30636	Relocation Costs	39146	John Gish or Jim Schleimer	300.00	Burning Speed MKP
CRF	7/20/2012	30636	Relocation Costs	39146	John Gish or Jim Schleimer	150.00	Burning Speed MKP
CRF	7/20/2012	30636	Relocation Costs	39018	John Gish	300.00	Kentucky Bay
CRF	7/20/2012	30636	Relocation Costs	39018	John Gish	150.00	Kentucky Bay
CRF	7/21/2012	30636	Relocation Costs	29501	Sandy Hanna	300.00	Northern Poptart
CRF	7/21/2012	30636	Relocation Costs	37206	W. R. Whitehouse	300.00	Loose Line
CRF	7/21/2012	30636	Relocation Costs	37436	Phil Oviedo	300.00	Melanistic
CRF	7/21/2012	30636	Relocation Costs	29270	Rhonda B. Davis	150.00	Dennika
CRF	7/21/2012	30636	Relocation Costs	29270	Rhonda B. Davis	150.00	Free the World
CRF	7/22/2012	30636	Relocation Costs	38995	David P. Taylor, Jr.	300.00	Special Holiday
CRF	7/22/2012	30636	Relocation Costs	29477	Jim Schleimer	300.00	French Beat
CRF	7/22/2012	30636	Relocation Costs	39415	Ronnie C Rogers	150.00	Mobius
CRF	7/22/2012	30636	Relocation Costs	38763	Victor Bahna Jr	300.00	Jiddaw
CRF	7/22/2012	30636	Relocation Costs	37206	W. R. Whitehouse	300.00	You Know You Love Me
CRF	7/22/2012	30636	Relocation Costs	37206	W. R. Whitehouse	300.00	Majestic Vintage
CRF	7/22/2012	30636	Relocation Costs	37206	W. R. Whitehouse	150.00	Dontwiseupadummy
CRF	7/22/2012	30636	Relocation Costs	12460	Jackie Payton	300.00	Stately Tom
CRF	7/22/2012	30636	Relocation Costs	38992	Ryan Kenney	300.00	Tough Road
CRF	7/22/2012	30636	Relocation Costs	37436	Phil Oviedo	300.00	Stylefree
CRF	7/22/2012	30636	Relocation Costs	37436	Phil Oviedo	300.00	Steel Blue
CRF	7/22/2012	30636	Relocation Costs	29501	Sandy Hanna	300.00	I'll Try
CRF	7/22/2012	30636	Relocation Costs	39012	Paul A. Treasure	300.00	Paris in April
CRF	7/22/2012	30636	Relocation Costs	39012	Paul A. Treasure	300.00	Rata Tat Kat
CRF	7/28/2012	30636	Relocation Costs	37821	Gary D. Greiner	150.00	County Wexford
CRF	7/28/2012	30636	Relocation Costs	37821	Gary D. Greiner	300.00	Wicked Trip
CRF	7/28/2012	30636	Relocation Costs	37821	Gary D. Greiner	300.00	Katieinthefastlane
CRF	7/28/2012	30636	Relocation Costs	36832	Charles E Hiatt	300.00	Divorce Attorney
CRF	7/28/2012	30636	Relocation Costs	37206	W. R. Whitehouse	150.00	Given Episode
CRF	7/28/2012	30636	Relocation Costs	39604	John G. Lindley	300.00	She's a Time Bomb
CRF	7/28/2012	30636	Relocation Costs	39358	Mike E. Chambers	300.00	Mymothermarge
CRF	7/28/2012	30636	Relocation Costs	37436	Phil Oviedo	150.00	Tiger Cat
CRF	7/28/2012	30636	Relocation Costs	37326	Denise Gero	300.00	Littleman John
CRF	7/28/2012	30636	Relocation Costs	36832	Charles E Hiatt	150.00	Inbetweentheshets
CRF	7/29/2012	30636	Relocation Costs	39369	Sundance Racing Stable, LLC	150.00	Temecula
CRF	7/31/2012	30636	Relocation Costs	37206	W. R. Whitehouse	150.00	Gummy Runner
CRF	8/2/2012	30636	Relocation Costs	36832	Charles E Hiatt	150.00	Buh Buh Bones
CRF	8/2/2012	30636	Relocation Costs	36832	Charles E Hiatt	300.00	Snow Glo
CRF	8/2/2012	30636	Relocation Costs	37206	W. R. Whitehouse	300.00	Rhythm in May
CRF	8/4/2012	30636	Relocation Costs	39647	Larry & Jacki Cacchiotti	300.00	Nico Suave'
CRF	8/4/2012	30636	Relocation Costs	38763	Victor Bahna Jr	150.00	Jiddaw
CRF	8/4/2012	30636	Relocation Costs	37436	Phil Oviedo	150.00	Melanistic
CRF	8/4/2012	30636	Relocation Costs	39358	Mike E. Chambers	150.00	Purple Starduster
CRF	8/4/2012	30636	Relocation Costs	37206	W. R. Whitehouse	150.00	Majestic Vintage
CRF	8/4/2012	30636	Relocation Costs	39537	Gary C. Hughes	150.00	Miss Top Nite
CRF	8/5/2012	30636	Relocation Costs	35449	Sam A Vasquez	300.00	KADOR N U
CRF	8/5/2012	30636	Relocation Costs	37436	Phil Oviedo	150.00	Stylefree
CRF	8/5/2012	30636	Relocation Costs	38992	Ryan Kenney	150.00	Sassy Britches
CRF	8/5/2012	30636	Relocation Costs	37821	Gary D. Greiner	300.00	Blind Optimism
CRF	8/5/2012	30636	Relocation Costs	37206	W. R. Whitehouse	300.00	Scratchthemoon
CRF	8/5/2012	30636	Relocation Costs	39012	Paul A. Treasure	300.00	Wups
CRF	8/5/2012	30636	Relocation Costs	12460	Jackie Payton	150.00	Stately Tom
CRF	8/7/2012	30636	Relocation Costs	35449	Sam A Vasquez	300.00	Jet Setting Sandrita
CRF	8/7/2012	30636	Relocation Costs	12460	Jackie Payton	300.00	Popular Name
CRF	8/7/2012	30636	Relocation Costs	37326	Denise Gero	150.00	Littleman John
CRF	8/9/2012	30636	Relocation Costs	31744	Mr. & Mrs. Larry D. Williams	300.00	Marks Mine
CRF	8/9/2012	30636	Relocation Costs	39012	Paul A. Treasure	300.00	Road to the Pulpit
CRF	8/9/2012	30636	Relocation Costs	29501	Sandy Hanna	150.00	I'll Try
CRF	8/9/2012	30636	Relocation Costs	12460	Jackie Payton	300.00	Mon in the Moon

Transaction Type Report
For Types: RE
From 06/01/2012 To 12/31/2012

Jan 16, 2013 09:58 AM

Facilities: CARF

Page 3 of 4

Fac.	Date	From	Account Name	To	Account Name	Amount	Memo
CRF	8/9/2012	30636	Relocation Costs	39358	Mike E. Chambers	150.00	Brite Eyed N Lucky
CRF	8/9/2012	30636	Relocation Costs	38919	Remmah Racing, Inc.	150.00	Redseasalt
CRF	8/9/2012	30636	Relocation Costs	38299	C J Racing, LLC	150.00	Mystery Channel
CRF	8/10/2012	30636	Relocation Costs	12460	Jackie Payton	300.00	Bail Out Mom
CRF	8/10/2012	30636	Relocation Costs	37206	W. R. Whitehouse	150.00	Gonging Wild
CRF	8/10/2012	30636	Relocation Costs	37436	Phil Oviedo	300.00	Socks Don't Match
CRF	8/10/2012	30636	Relocation Costs	37326	Denise Gero	150.00	Alabama Boy
CRF	8/12/2012	30636	Relocation Costs	31744	Mr. & Mrs. Larry D. Williams	150.00	Marks Mine
CRF	8/12/2012	30636	Relocation Costs	31744	Mr. & Mrs. Larry D. Williams	300.00	Royal Recruit
CRF	8/12/2012	30636	Relocation Costs	37176	Bret H. Layne	300.00	Blaster
CRF	8/12/2012	30636	Relocation Costs	34819	William H Ehmcke	150.00	Decarchy Fever
CRF	8/12/2012	30636	Relocation Costs	38992	Ryan Kenney	150.00	Tough Road
CRF	8/12/2012	30636	Relocation Costs	39012	Paul A. Treasure	150.00	Rata Tat Kat
CRF	8/12/2012	30636	Relocation Costs	37206	W. R. Whitehouse	300.00	Rulloke
CRF	8/12/2012	30636	Relocation Costs	37821	Gary D. Greiner	150.00	Wicked Trip
CRF	8/15/2012	30636	Relocation Costs	38435	Ray McCanna	150.00	Black Oak
CRF	8/15/2012	30636	Relocation Costs	29477	Jim Schleimer	150.00	French Beat
CRF	8/15/2012	30636	Relocation Costs	31305	Nancy Klapatch (lessee)	150.00	Old Standard
CRF	8/15/2012	30636	Relocation Costs	36832	Charles E Hiatt	150.00	Divorce Attorney
CRF	8/18/2012	30636	Relocation Costs	38992	Ryan Kenney	150.00	Sleep Walking
CRF	8/18/2012	30636	Relocation Costs	37821	Gary D. Greiner	150.00	Katieinthefastlane
CRF	8/18/2012	30636	Relocation Costs	37206	W. R. Whitehouse	150.00	Scratchthemoon
CRF	8/18/2012	30636	Relocation Costs	36832	Charles E Hiatt	150.00	Snow Glo
CRF	8/18/2012	30636	Relocation Costs	30072	Nancy Klapatch	150.00	Sharp Upbeat
CRF	8/18/2012	30636	Relocation Costs	37436	Phil Oviedo	150.00	Socks Don't Match
CRF	8/18/2012	30636	Relocation Costs	39694	Kenneth E. McReynolds	150.00	Grantmartyamiracle
CRF	8/18/2012	30636	Relocation Costs	39694	Kenneth E. McReynolds	150.00	Oregon Dynasty
CRF	8/18/2012	30636	Relocation Costs	37196	Helen Shelley	300.00	SAND DE WIND
CRF	8/18/2012	30636	Relocation Costs	37196	Helen Shelley	150.00	SAND DE WIND
CRF	8/18/2012	30636	Relocation Costs	34701	Homer Thoroughbreds	150.00	Native Chum
CRF	8/18/2012	30636	Relocation Costs	34701	Homer Thoroughbreds	150.00	Classic Chumaree
CRF	8/18/2012	30636	Relocation Costs	39708	Eugene Burns	150.00	Absolute Courage
CRF	8/18/2012	30636	Relocation Costs	39708	Eugene Burns	150.00	Hollywood Twotone
CRF	8/18/2012	30636	Relocation Costs	39541	Al Hodge or Tim McCanna	150.00	Howmuchisit
CRF	8/18/2012	30636	Relocation Costs	37139	Don E. Roberson	1,000.00	Per T. Doutrich & L. Swartzlander
CRF	8/18/2012	30636	Relocation Costs	37436	Phil Oviedo	150.00	Pay Now Play Later
CRF	8/18/2012	30636	Relocation Costs	39694	Kenneth E. McReynolds	150.00	Albacore Bob
CRF	8/18/2012	30636	Relocation Costs	39708	Eugene Burns	150.00	M J Knuckles
CRF	8/18/2012	30636	Relocation Costs	37206	W. R. Whitehouse	150.00	Rulloke
CRF	8/18/2012	30636	Relocation Costs	39694	Kenneth E. McReynolds	150.00	Follow Through
CRF	8/18/2012	30636	Relocation Costs	34701	Homer Thoroughbreds	150.00	Nene
CRF	8/18/2012	30636	Relocation Costs	34701	Homer Thoroughbreds	150.00	Splashmee
CRF	8/19/2012	30636	Relocation Costs	37139	Don E. Roberson	150.00	Coming by Ya Now
CRF	8/19/2012	30636	Relocation Costs	37139	Don E. Roberson	150.00	I'm the Irish Man
CRF	8/19/2012	30636	Relocation Costs	37139	Don E. Roberson	150.00	Molinari
CRF	8/19/2012	30636	Relocation Costs	37139	Don E. Roberson	150.00	Midway Surf
CRF	8/19/2012	30636	Relocation Costs	37139	Don E. Roberson	150.00	Karmalize
CRF	8/19/2012	30636	Relocation Costs	39694	Kenneth E. McReynolds	150.00	Joyzey Billy
CRF	8/19/2012	30636	Relocation Costs	39708	Eugene Burns	150.00	Finish Rich
CRF	8/19/2012	30636	Relocation Costs	39694	Kenneth E. McReynolds	150.00	Diamond Touch
CRF	8/19/2012	30636	Relocation Costs	37206	W. R. Whitehouse	150.00	Rhythm in May
CRF	8/19/2012	30636	Relocation Costs	34701	Homer Thoroughbreds	150.00	Chumaree's Choice
CRF	8/22/2012	30636	Relocation Costs	30072	Nancy Klapatch	150.00	Sharp Upbeat
CRF	8/22/2012	30636	Relocation Costs	31305	Nancy Klapatch (lessee)	150.00	Old Standard
CRF	8/24/2012	30636	Relocation Costs	37139	Don E. Roberson	150.00	Ranaway Fay
CRF	8/24/2012	30636	Relocation Costs	37139	Don E. Roberson	150.00	What Is Not
CRF	8/24/2012	30636	Relocation Costs	39708	Eugene Burns	150.00	Chumaree Red
CRF	8/24/2012	30636	Relocation Costs	39708	Eugene Burns	150.00	Bellachaza
CRF	8/25/2012	30636	Relocation Costs	39708	Eugene Burns	150.00	Citizen's Attitude
CRF	8/25/2012	30636	Relocation Costs	37139	Don E. Roberson	150.00	I'm the Irish Man
CRF	8/25/2012	30636	Relocation Costs	37139	Don E. Roberson	150.00	Molinari

Transaction Type Report
For Types: RE
From 06/01/2012 To 12/31/2012

Jan 16, 2013 09:58 AM

Facilities: CARF

Page 4 of 4

Fac.	Date	From	Account Name	To	Account Name	Amount	Memo
CRF	8/25/2012	30636	Relocation Costs	39708	Eugene Burns	150.00	Hollywood Twotone
CRF	8/25/2012	30636	Relocation Costs	39694	Kenneth E. McReynolds	150.00	Oregon Dynasty
CRF	8/25/2012	30636	Relocation Costs	39694	Kenneth E. McReynolds	150.00	Hanger Thirtyeight
CRF	8/25/2012	30636	Relocation Costs	39694	Kenneth E. McReynolds	150.00	Wicked Kick
CRF	8/25/2012	30636	Relocation Costs	34701	Homer Thoroughbreds	150.00	Native Chum
CRF	8/25/2012	30636	Relocation Costs	34701	Homer Thoroughbreds	150.00	Chumaree's Choice
CRF	8/26/2012	30636	Relocation Costs	34701	Homer Thoroughbreds	150.00	Splashmee
CRF	8/26/2012	30636	Relocation Costs	37139	Don E. Roberson	150.00	Coming by Ya Now
CRF	8/26/2012	30636	Relocation Costs	37139	Don E. Roberson	150.00	Cause Ur a Ten
CRF	8/26/2012	30636	Relocation Costs	37139	Don E. Roberson	150.00	Karmalize
CRF	8/26/2012	30636	Relocation Costs	37139	Don E. Roberson	150.00	Norville
CRF	9/20/2012	30636	Relocation Costs	37139	Don E. Roberson	500.00	Per T. Doutrich
CRF	9/20/2012	30636	Relocation Costs	39012	Paul A. Treasure	150.00	Wups
CRF	9/20/2012	30636	Relocation Costs	39012	Paul A. Treasure	300.00	Hammett Star
CRF	9/20/2012	30636	Relocation Costs	39012	Paul A. Treasure	150.00	Paris in April
CRF	9/21/2012	30636	Relocation Costs	39708	Eugene Burns	300.00	Absolute Courage
CRF	9/21/2012	30636	Relocation Costs	38992	Ryan Kenney	300.00	Sleep Walking
CRF	9/21/2012	30636	Relocation Costs	37139	Don E. Roberson	150.00	I'm the Irish Man
CRF	9/21/2012	30636	Relocation Costs	37139	Don E. Roberson	300.00	Ranaway Fay
CRF	9/21/2012	30636	Relocation Costs	39012	Paul A. Treasure	150.00	Road to the Pulpit
CRF	9/21/2012	30636	Relocation Costs	39012	Paul A. Treasure	150.00	Northern Poptart
CRF	9/21/2012	30636	Relocation Costs	39012	Paul A. Treasure	300.00	Lovers Pulz
CRF	9/22/2012	30636	Relocation Costs	37139	Don E. Roberson	300.00	Sogn
CRF	9/22/2012	30636	Relocation Costs	37139	Don E. Roberson	150.00	Karmalize
CRF	9/22/2012	30636	Relocation Costs	39708	Eugene Burns	300.00	Tanner's Event
CRF	9/22/2012	30636	Relocation Costs	39012	Paul A. Treasure	300.00	Total Fabrication
CRF	9/26/2012	30636	Relocation Costs	36832	Charles E Hiatt	300.00	Cause Hesa Pistol
CRF	9/26/2012	30636	Relocation Costs	36832	Charles E Hiatt	300.00	Imfixintowin
CRF	9/26/2012	30636	Relocation Costs	37139	Don E. Roberson	300.00	Double Zado
CRF	9/26/2012	30636	Relocation Costs	39012	Paul A. Treasure	300.00	Molly Mae
CRF	9/26/2012	30636	Relocation Costs	39012	Paul A. Treasure	300.00	Girlsgonebad
CRF	9/27/2012	30636	Relocation Costs	38292	Thomas N Valenzuela	300.00	Peek a Boo Baby
CRF	9/28/2012	30636	Relocation Costs	39012	Paul A. Treasure	300.00	Wild Fibs
CRF	9/28/2012	30636	Relocation Costs	37139	Don E. Roberson	300.00	Belenus
CRF	9/29/2012	30636	Relocation Costs	37202	Sandy Torok	300.00	Hy Hopes Jpl
CRF	9/29/2012	30636	Relocation Costs	37176	Bret H. Layne	150.00	Blaster
CRF	10/3/2012	30636	Relocation Costs	39781	Mark Vasquez	300.00	Vaz Djets On
CRF	10/3/2012	30636	Relocation Costs	35449	Sam A Vasquez	300.00	Lacy Vaz
CRF	10/5/2012	30636	Relocation Costs	39708	Eugene Burns	300.00	Finish Rich
CRF	10/6/2012	30636	Relocation Costs	38292	Thomas N Valenzuela	150.00	Peek a Boo Baby
CRF	10/6/2012	30636	Relocation Costs	36832	Charles E Hiatt	150.00	Cause Hesa Pistol
CRF	10/7/2012	30636	Relocation Costs	36832	Charles E Hiatt	150.00	Imfixintowin
CRF	10/10/2012	30636	Relocation Costs	39708	Eugene Burns	300.00	Somthintomakimrun
CRF	10/12/2012	30636	Relocation Costs	29990	Lyle D. Canham	300.00	Skiddles
						52,700.00	
Grand Total						52,700.00	

2011 THOROUGHBRED RECRUITMENT

Results of CARF Program to Increase Field Size

The Fair Out-of-State Recruitment Program, administered by the California Authority of Racing Fairs, pays \$300 to every horse that travels 600 or more miles to start on the Northern California Fair Circuit for its first start and an additional \$150 for its second start (\$450 total). A runner making its first start at Ferndale receives \$150 for each of two starts, with another \$150 available if the horse starts again at Fresno.

- **2011 Total Recruitment Costs - \$83,110.47**
2011 Recruitment at Tracks - \$17,410.47
2011 TB Relocation Fees Paid - \$56,700.00
2011 Trainer Incentives - \$9,000.00
Number of Horses Paid - 175
Number of TB Starts - 328 (15% increase from 2010)
Percentage of Total Horse Population - 11%
- **Number of Starts by Recruited TB Horses, by Fair:**
Stockton - 14
Pleasanton - 28
Sacramento - 36
Santa Rosa - 66
Ferndale - 105 (15% increase from 2010)
Fresno - 79 (44% increase from 2010)
- **Number of TB Starts by State Recruited From:**
Oregon - 95
Washington - 83 (315% increase from 2010)
Arizona - 75
Idaho - 47
Canada - 9
Minnesota - 7
Nebraska - 7
Utah - 4
Florida - 1
- **Leading Trainers of Recruited Horses (by starts):**
Tim McCanna
Nick Lowe
Bob Beckner
Miguel Silva
Charles Essex
Michael Talbot
Gary Morris
Paul Treasure

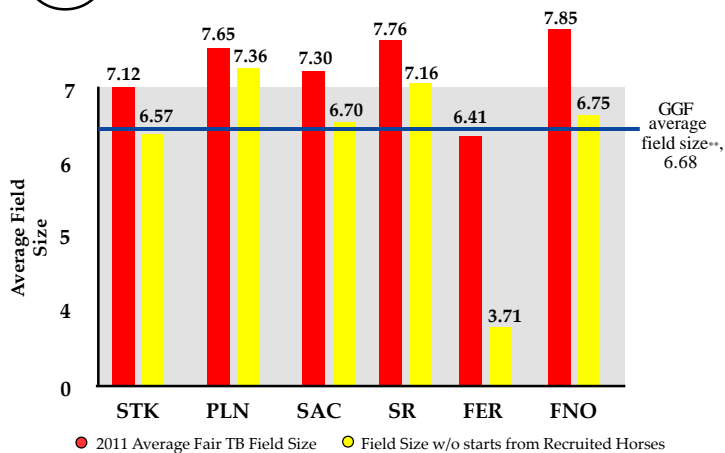
2011 Emerging Breed Relocation Fees - \$750

** During Period 12/26/2010-6/12/2011

*** Cost of Recruitment at Tracks and TB Relocation Fees divided by number of Thoroughbred Starts.

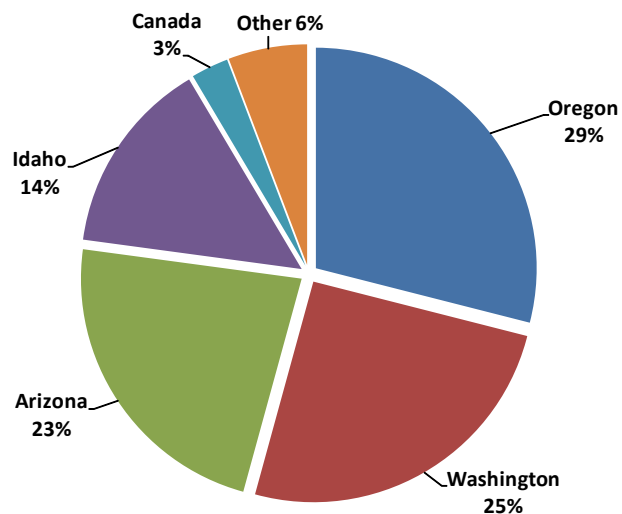
1

Impact of Recruited Horses on 2011 Average Field Size (TB)



2

Where did out-of-state horses come from?



3

What does the Fair Circuit pay on average for each start by an out-of-state horse?

\$253 per starter***

Increased field size is the single largest contributor to increasing ontrack and simulcast handle.

1. Statistics from CHRIMS Runners Report & CARF Out-of-State Starts.
2. Statistics from CARF Paymaster Reports & CFSA Relocation Costs.

2010 THOROUGHBRED RECRUITMENT

Results of CARF Program to Increase Field Size

The Fair Out-of-State Recruitment Program, administered by the California Authority of Racing Fairs, pays \$300 to every horse that travels 600 or more miles to start on the Northern California Fair Circuit for its first start and an additional \$150 for its second start (\$450 total). A runner making its first start at Ferndale receives \$150 for each of two starts, with another \$150 available if the horse starts again at Fresno.

- **2010 Total Recruitment Costs - \$86,808.40***

2010 Recruitment at Tracks - \$31,108.40

2010 TB Relocation Fees Paid - \$45,150.00

2010 Trainer Incentives - \$5,300.00

Number of Horses Paid - 143

Number of Starts - 331

Number of TB Starts - 286

Percentage of Total Horse Population - 9%

- **Number of Starts by Recruited TB Horses, by Fair:**

Stockton - 19

Pleasanton - 35

Sacramento - 34

Santa Rosa - 52

Ferndale - 91

Fresno - 55

- **Number of TB Starts by State Recruited From:**

Arizona - 115

Oregon - 73

Idaho - 38

Washington - 20

Utah - 15

New Mexico - 11

Nevada - 4

Delaware - 4

Other - 5

- **Leading Trainers of Recruited Horses (by starts):**

Tim McCanna

Bob Beckner

W.R. Whitehouse

Brenda Estes

Nick Lowe

Phil Oviedo

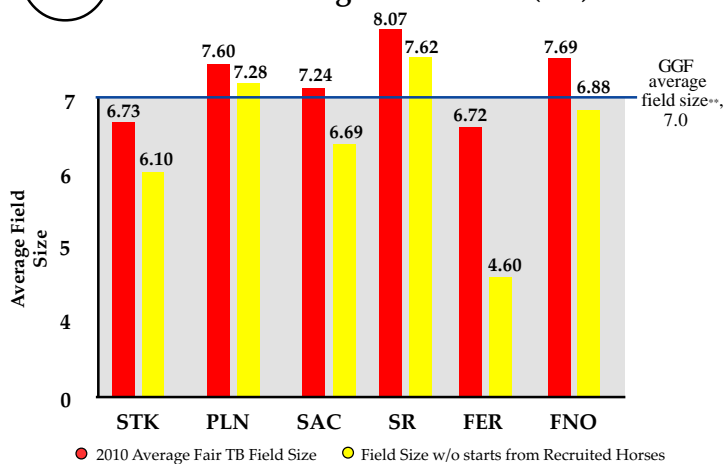
* Emerging Breed Relocation Fees - \$5,250, Does not Include CMC Reimbursement - \$20,000

** During Period 1/1/10-6/20/10

*** Cost of Recruitment at Tracks and TB Relocation Fees divided by number of Thoroughbred Starts.

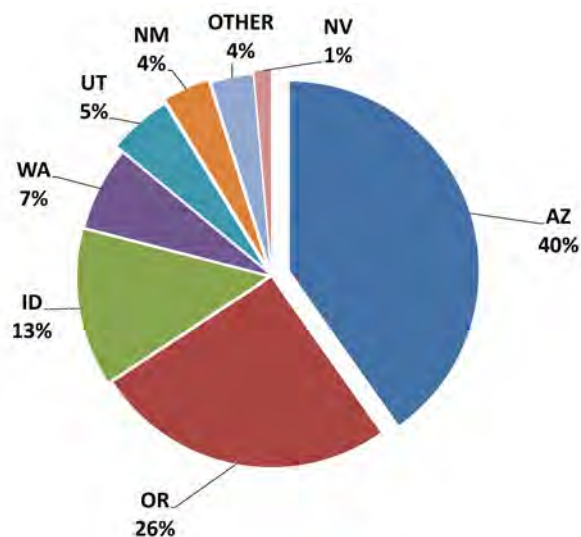
1

Impact of Recruited Horses on 2010 Average Field Size (TB)



2

Where did out-of-state horses come from?



3

What does the Fair Circuit pay on average for each start by an out-of-state horse?

\$266 per starter***

Increased field size is the single largest contributor to increasing ontrack and simulcast handle.

1. Statistics from CHRIMS Runners Report & CARF Out-of-State Starts.
2. Statistics from CARF Paymaster Reports & CFSA Relocation Costs.

2009 THOROUGHBRED RECRUITMENT

Results of CARF Program to Increase Field Size

The Fair Out-of-State Recruitment Program, administered by the California Authority of Racing Fairs, pays \$300 to every horse that travels 600 or more miles to start on the Northern California Fair Circuit for its first start and an additional \$150 for its second start (\$450 total). A runner making its first start at Ferndale receives \$150, with another \$300 available if the horse starts again at another Fair facility.

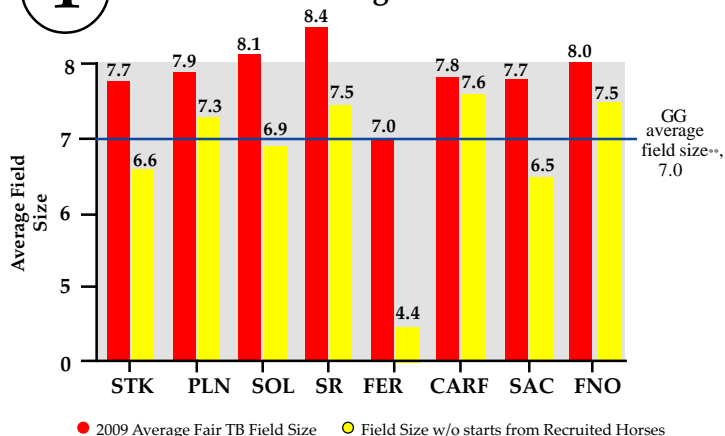
- **2009 Total Recruitment Costs - \$104,776.04***
2009 Recruitment at Tracks - \$22,176.04
2009 TB Relocation Fees Paid - \$73,600.00
2009 Trainer Incentives - \$4,500
Number of Horses Paid - 217
Number of Starts - 588
Percentage of Total Horse Population - 13%
- **Number of Starts by Recruited Horses, by Fair:**
Stockton - 81
Pleasanton - 82
Vallejo - 51
Santa Rosa - 74
Ferndale - 111
CARF at GGF - 43
Sacramento - 104
Fresno - 42
- **Number of Starts by State Recruited From:**
Arizona - 243
Idaho - 94
Oregon - 89
West Virginia - 42
Washington - 27
California (Fairplex) - 23
New Mexico - 21
Nevada - 12
Other - 60
- **Leading Trainers of Recruited Horses (by starts):**
Don Roberson
Keith Bennett
Justin Treasure
Kelly Bainum
Jason Homer
W.R. Whitehouse
Charles Hiatt

* Emerging Breed Relocation Fees - \$4,500, Does not Include CMC Reimbursement - \$25,000

** During Period 1/1/09-6/18/09

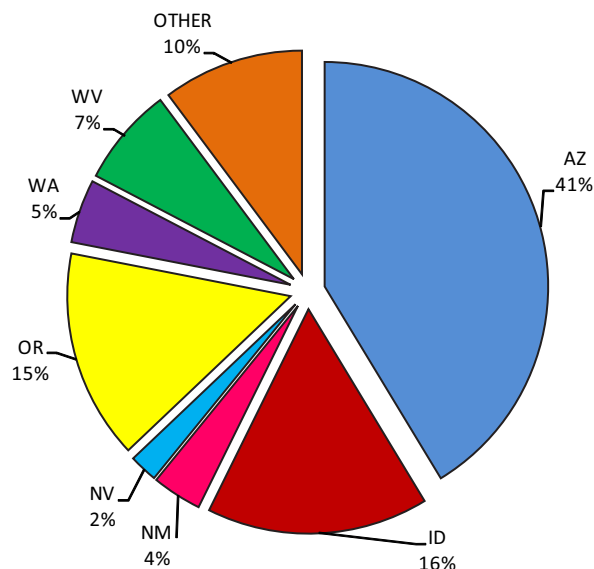
1

Impact of Recruited Horses on 2009 Average Field Size



2

Where did out-of-state horses come from?



3

What does the Fair Circuit pay on average for each start by an out-of-state horse?

\$178 per starter

Increased field size is the single largest contributor to increasing ontrack and simulcast handle.

1. Statistics from CHRIMS Runners Report & CARF Out-of-State Starts.
2. Statistics from CARF Paymaster Reports & CFSA Relocation Costs.

2007 THOROUGHBRED RECRUITMENT

Results of CARF Program to Increase Field Size

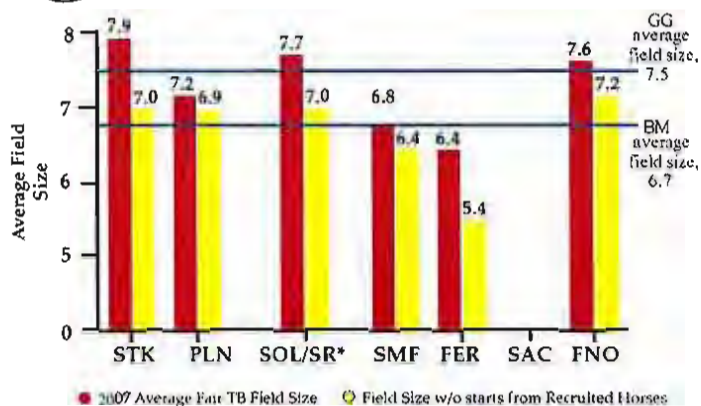
The Fair Out-of-State Recruitment Program, administered by the California Authority of Racing Fairs, pays \$300 to every horse that travels 600 or more miles to start on the Northern California Fair Circuit. A runner making its first start at Ferndale receives \$150, with another \$150 available if the horse starts again at Fresno.

- **2007 Total Recruitment Costs - \$59,585**
2007 TB Relocation Fees Paid - \$43,200
Number of Horses Paid - 154 (-15%)
Number of Starts - 409 (-9%)
- **Number of Starts by Recruited Horses, by Fair:**
Stockton - 62
Pleasanton - 28
Vallejo - 33*
Santa Rosa - 118*
San Mateo - 24
Ferndale - 97
Sacramento - Harness Meet Conducted (2005-2007)
Fresno - 47
- **Number of Starts by State Recruited From:**
Arizona - 195 (+43%)
Oregon - 130 (-12%)
Idaho - 48 (-8%)
Utah - 16 (-75%)
Washington - 9 (+50%)
New Mexico - 7 (-77%)
Other - 4
- **Leading Trainers of Recruited Horses (by starts):**
Haverty, K. - 46
Espinoza, L. - 34
Brinkerhoff, D. - 30
Bennett, K. - 31
Bainum, T. - 27
Whitehouse, W.R. - 25
Delima, C. - 23
Costa, E. - 19
Treasure, J. - 19
Morgan, D. - 16

* In 2007, the Solano County Fair and the Sonoma County Fair ran a combined Solano Sonoma Wine Country Race Meet with 18 days run at Santa Rosa and 5 days run at Vallejo.

1

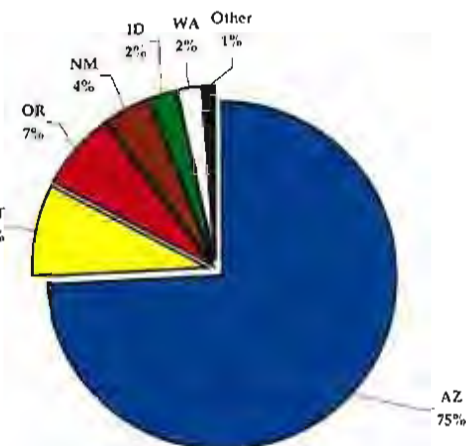
2007 Average Fair Field Size w/o Recruited Horses



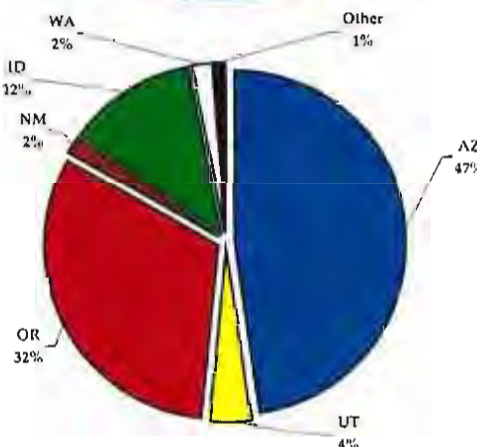
2

Where did out-of-state horses come from in 2007? How has the program expanded since 2004?

In 2004, CARF recruitment efforts were 75% reliant on one region (Arizona) for its horse supply.



In 2007, the number of starts by out-of-state horses has diversified significantly due to expanded recruitment efforts.



1. Statistics from CHRIMS Runners Report & CARF Out-of-State Starts.
2. Statistics from CARF Paymaster Reports & CFSA Relocation Costs.

2005 THOROUGHBRED RECRUITMENT

Results of CARF Program to Increase Field Size

The Fair Out-of-State Recruitment Program, administered by the California Authority of Racing Fairs, pays \$200 to every horse that travels 600 or more miles to start on the Northern California Fair Circuit. The popularity continues to grow with participation increasing every year since its inception.

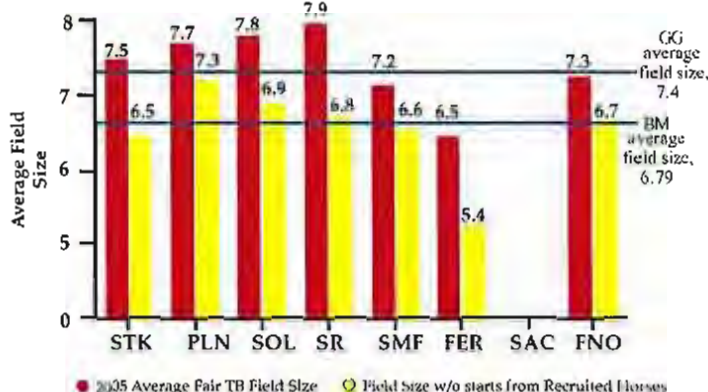
- **2005 Total Recruitment Costs - \$43,048.59**
2005 Relocation Fees Paid - \$31,400
Number of Horses Paid - 157 (+17%)
Number of Starts - 445 (-1%)*12 Lower Race Days
- **Number of Starts by Recruited Horses, by Fair:**
Stockton - 79 (-10%)
Pleasanton - 36 (+64%)
Vallejo - 86 (-7%)
Santa Rosa - 106 (+46%)
San Mateo - 53 (+74%)
Ferndale - 48 (+71%)
Sacramento - Harness Meet Conducted in 2005
Fresno - 37 (+6%)
- **Number of Starts by State Recruited From:**
Arizona - 241 (-28%)
Oregon - 81 (+145%)
Utah - 39 (+13%)
Idaho - 36 (+227%)
Iowa - 22 (+210%)
Washington - 12 (+20%)
Other - 13 (NM, CAN, WY, KY, TX)
- **Leading Trainers of Recruited Horses (by starts):**
Lenzini, M. (AZ) - 113 (+8%)
Bainum, T. (AZ) - 49 (+100%)
DeLima, C. (IA) - 28 (+100%)
James, G. (UT) - 26 (+18%)
Truitt, P. (OR) - 23 (+130%)
Hanford, P. (AZ) - 19 (+25%)
Courtright, C. (OR) - 19 (+100%)
White, R. (OR) - 17 (-32%)

Trainers that participated in the program in 2004, but did not start a significant amount of out-of-state horses in 2005 include:

Dennis Hopkins (54 from AZ in 2004), Van Belvoir (22 from AZ in 2004), Lanny Sharp (16 from NM in 2004), Stan Wasson (33 from AZ in 2004) and Jim Weaver (13 from AZ).

1

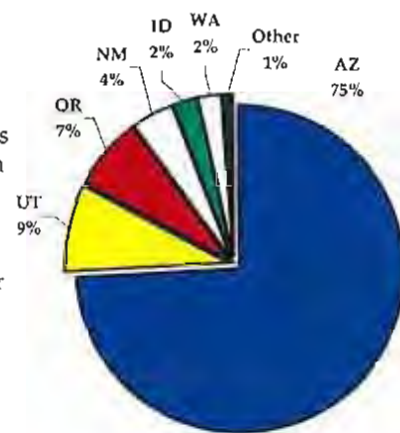
2005 Average Fair Field Size w/o Recruited Horses



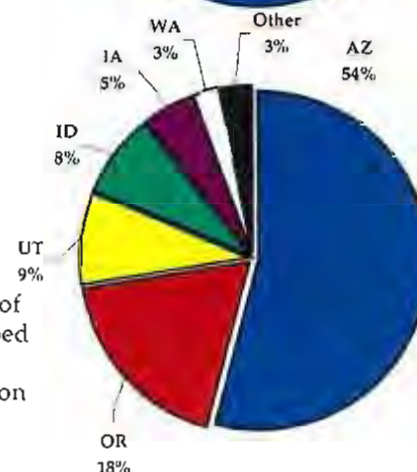
2

Where did out-of-state horses come from in 2004? Did the trend continue in 2005?

In 2004, recruiting efforts were focused on Arizona horsemen. As a result, horses from Arizona made up 75% of all out-of-state starts on the Fair Circuit.



In 2005, CARF recruitment efforts expanded to Oregon. The resulting increase of Oregon horsemen helped the Fairs become less dependent on one region for its horse supply. (Arizona).



1. Statistics from CHRIMS Runners Report & CARF Out-of-State Starts.
2. Statistics from CARF Paymaster Reports & CFSA Relocation Costs.

CA Authority of Racing Fairs

2/22/2013

AB 277 (Hall D) Gaming: Gambling Control Act.**Current Text:** Introduced: 2/11/2013 [pdf](#) [html](#)**Introduced:** 2/11/2013**Status:** 2/12/2013-From printer. May be heard in committee March 14.

2Year Dead	Desk	Policy	Fiscal	Floor	Desk	Policy	Fiscal	Floor	Conf. Conc.	Enrolled	Vetoed	Chaptered
1st House					2nd House							

Summary: The Gambling Control Act provides for the licensure of certain individuals and establishments that conduct controlled games, as defined, and for the regulation of these gambling activities by the California Gambling Control Commission. The Department of Justice has related investigatory and enforcement duties under the act. This bill would make a technical, nonsubstantive change to these provisions.

Organization Position Priority Assigned Subject
CARF

AB 328 (V. Manuel Pérez D) Tribal gaming: revenue sharing.**Current Text:** Introduced: 2/13/2013 [pdf](#) [html](#)**Introduced:** 2/13/2013**Status:** 2/14/2013-From printer. May be heard in committee March 16.

2Year Dead	Desk	Policy	Fiscal	Floor	Desk	Policy	Fiscal	Floor	Conf. Conc.	Enrolled	Vetoed	Chaptered
1st House					2nd House							

Summary: Would require the California Gambling Control Commission, if it is determined that there is an insufficient amount in the Indian Gaming Revenue Sharing Trust Fund in a fiscal year to distribute the quarterly payments pursuant to these provisions to each eligible recipient Indian tribe, to direct a portion of a specified revenue contribution pursuant to certain tribal-state gaming compacts that would otherwise be deposited into the General Fund, to instead be deposited into the Indian Gaming Revenue Sharing Trust Fund to increase the revenue contribution to that fund in an amount sufficient to ensure the fund has sufficient resources for each eligible recipient Indian tribe to receive the full \$275,000 quarterly payments. This bill contains other related provisions.

Organization Position Priority Assigned Subject
CARF

AB 356 (Waldron R) Gaming.**Current Text:** Introduced: 2/14/2013 [pdf](#) [html](#)**Introduced:** 2/14/2013**Status:** 2/15/2013-From printer. May be heard in committee March 17.

2Year Dead	Desk	Policy	Fiscal	Floor	Desk	Policy	Fiscal	Floor	Conf. Conc.	Enrolled	Vetoed	Chaptered
1st House					2nd House							

Summary: The Gambling Control Act provides for the licensure of certain individuals and establishments involved in various gambling activities, and for the regulation of those activities, by the California Gambling Control Commission. This bill would make a technical, nonsubstantive change to these provisions.

Organization Position Priority Assigned Subject
CARF

AB 432 (V. Manuel Pérez D) Horse racing: exchange wagering.

Current Text: Introduced: 2/15/2013 [pdf](#) [html](#)

Introduced: 2/15/2013

Status: 2/19/2013-From printer. May be heard in committee March 21.

2Year Dead	Desk	Policy	Fiscal	Floor	Desk	Policy	Fiscal	Floor	Conf. Conc.	Enrolled	Vetoed	Chaptered
1st House					2nd House							

Summary: Would require any racing association or racing fair receiving distributions from any exchange provider's exchange revenues to distribute a portion of that revenue to the official registering agency in a specified manner. By imposing new requirements on any racing association or racing fair, the violation of which would be a crime, the bill would impose a state-mandated local program. This bill contains other related provisions and other existing laws.

Organization Position Priority Assigned Subject
CARF

AB 654 (Hall D) Tribal gaming.

Current Text: Introduced: 2/21/2013 [pdf](#) [html](#)

Introduced: 2/21/2013

Status: 2/21/2013-Read first time. To print.

2Year Dead	Desk	Policy	Fiscal	Floor	Desk	Policy	Fiscal	Floor	Conf. Conc.	Enrolled	Vetoed	Chaptered
1st House					2nd House							

Summary: Current law permits specified federally recognized Indian tribes to conduct gaming on Indian lands in California pursuant to compacts negotiated by the Governor and ratified by the Legislature. Current law creates the Indian Gaming Special Distribution Fund for the receipt of moneys received by the state from the tribes conducting gaming according to the terms established by the compacts, which moneys are available for appropriation by the Legislature for specified purposes. This bill would make nonsubstantive, technical changes to these provisions.

Organization Position Priority Assigned Subject
CARF

AB 820 (Hall D) Gaming: Gambling Control Act.

Current Text: Introduced: 2/21/2013 [pdf](#) [html](#)

Introduced: 2/21/2013

Status: 2/21/2013-Read first time. To print.

2Year Dead	Desk	Policy	Fiscal	Floor	Desk	Policy	Fiscal	Floor	Conf. Conc.	Enrolled	Vetoed	Chaptered
1st House					2nd House							

Summary: Would revise the definition of "key employee" to mean any natural person employed in the operation of a gambling enterprise in a supervisory capacity or empowered to make discretionary decisions with regard to gambling operations. The bill would also delete pit bosses and shift bosses from the definition of "key employee" and would instead include shift managers and surveillance managers and supervisors in these provisions.

Organization Position Priority Assigned Subject
CARF

HR 8 **(Hall D) Relative to Problem Gambling Awareness Week.**

Current Text: Introduced: 2/19/2013 [pdf](#) [html](#)

Introduced: 2/19/2013

Status: 2/19/2013-Introduced.

2Year Dead	Desk	Policy	Fiscal	Floor	Desk	Policy	Fiscal	Floor	Conf. Conc.	Enrolled	Vetoed	Chaptered
1st House					2nd House							

Summary: The Bureau of Gambling Control within Department of Justice, the California Gambling Control Commission, the California State Lottery, the California Friday Night Live Partnership, the California Gaming Association, California Tribal Business Alliance, Media Solutions, the NICOS Chinese Health Coalition, and the National Asian Pacific American Families Against Substance Abuse (NAPAFASA) have joined the Office of Problem and Pathological Gambling within the State Department of Alcohol and Drug Programs and the California Council on Problem Gambling in a collaborative effort to promote problem gambling prevention and treatment programs; now therefore, be it Resolved by the Assembly of the State of California, That the week of March 3, 2013, to March 9, 2013, inclusive, be recognized as Problem Gambling Awareness Week and the agencies and organizations described above be commended for their concerted effort to raise public awareness of problem gambling.

Organization Position Priority Assigned Subject
CARF

SB 190 **(Wright D) Gambling: sports wagering.**

Current Text: Introduced: 2/7/2013 [pdf](#) [html](#)

Introduced: 2/7/2013

Status: 2/21/2013-Referred to Com. on G.O.

2Year Dead	Desk	Policy	Fiscal	Floor	Desk	Policy	Fiscal	Floor	Conf. Conc.	Enrolled	Vetoed	Chaptered
1st House					2nd House							

Summary: Would authorize the owner or operator of a gambling establishment, or the owner or operator of a horse racing track, including a horse racing association, or of a satellite wagering facility, with a current license, to conduct wagering on professional and collegiate sports or athletic events, other than on collegiate sports or athletic events that take place in California or in which any California college team participates, by applying to the California Gambling Control Commission or the California Horse Racing Board, as specified, for authorization to conduct sports wagering, and by paying an annual fee for deposit in the Gambling Addiction Program Fund. This bill contains other related provisions and other existing laws.

Organization Position Priority Assigned Subject
CARF

SB 356 (Yee D) Gambling establishments: owner licensing.

Current Text: Introduced: 2/20/2013 [pdf](#) [html](#)

Introduced: 2/20/2013

Status: 2/21/2013-From printer. May be acted upon on or after March 23.

2Year Dead	Desk	Policy	Fiscal	Floor	Desk	Policy	Fiscal	Floor	Conf. Conc.	Enrolled	Vetoed	Chaptered
	1st House				2nd House							

Summary: Under current law, a person is deemed unsuitable to hold a state gambling license to own a gambling establishment if the person, or any partner, officer, director, or shareholder of the person, has any financial interest in any business or organization that is engaged in a prohibited form of gambling, whether within or without this state, except as specified. This bill would except from the application of this provision a person or entity that has been licensed in good standing as an owner of a gambling establishment for at least 5 years as of January 1, 2013, and that has obtained a financial interest in a gambling operation that is conducted only outside of the United States.

Organization Position Priority Assigned Subject
CARF

SB 398 (Galgiani D) Horse racing: charity days.

Current Text: Introduced: 2/20/2013 [pdf](#) [html](#)

Introduced: 2/20/2013

Status: 2/21/2013-From printer. May be acted upon on or after March 23.

2Year Dead	Desk	Policy	Fiscal	Floor	Desk	Policy	Fiscal	Floor	Conf. Conc.	Enrolled	Vetoed	Chaptered
	1st House				2nd House							

Summary: Current law requires each licensed racing association to be made to certain nonprofit corporations and organizations, and requires that at least 20% of the distributions go to charities associated with the horse racing industry. This bill, in addition to those required distributions, would authorize a separate distribution to be made to a nonprofit corporation or trust that has as its sole purpose the support of recognized fairs or the network of California fairs.

Organization Position Priority Assigned Subject
CARF

SB 472 **(Hill D)** **Gaming: licenses.**

Current Text: Introduced: 2/21/2013 [pdf](#) [html](#)

Introduced: 2/21/2013

Status: 2/21/2013-Introduced. Read first time. To Com. on RLS. for assignment.
To print.

2Year Dead	Desk	Policy	Fiscal	Floor	Desk	Policy	Fiscal	Floor	Conf. Conc.	Enrolled	Vetoed	Chaptered
1st House					2nd House							

Summary: The Gambling Control Act provides for the licensure of certain individuals and establishments involved in various gambling activities, and for the regulation of those activities, by the California Gambling Control Commission. This bill would require the application for certain licenses to be filed within 45 calendar days after receipt of an order of the commission.

Organization Position Priority Assigned Subject
CARF

Total Measures: 11

Total Tracking Forms: 11

CALIFORNIA AUTHORITY OF RACING FAIRS

Board of Directors
Tuesday, June 2, 2009

Minutes

A meeting of the California Authority of Racing Fairs Board of Directors was held at 11:00 A.M., Tuesday, June 2, 2009. The meeting was conducted at the CARF Board Room, 1776 Tribute Road, Suite 205, Sacramento, California, 95815.

Board Directors attending: John Alkire. Joining by conference call: Vince Agnifili, Dan Jacobs and Kelly Violini.

Staff and Guests attending: Chris Korby, Larry Swartzlander, Heather Haviland, Tom Doutrich, Margot Wilson, Chris Carpenter, Debbie Cook, Stuart Titus, Mike Paluszak, Dave Elliott, Mike Treacy, Louie Brown and Raechelle Gibbons. Joining by conference call: Tawny Tesconi, Scott Grieve, Kate Phariss and Larry Ford.

Agenda Item 1 – Confirmation of September 1, 2009 for Next Meeting, Location to be Determined. The next CARF Board & Live Racing Committee meeting is scheduled for Tuesday, September 1, 2009, location to be determined.

Agenda Item 2 – Approval of Minutes. Mr. Agnifili moved to approve the meeting minutes as presented. Mr. Jacobs seconded, unanimously approved.

Agenda Item 3 – Discussion and Action, if any, on Legislative Matters. Mr. Brown reported that AB 1499 (Evans) and AB 734 (Hill) have passed the State Assembly and are waiting for action in the State Senate. AB 1499 (Evans) provides workmen's compensation coverage to Emerging Breed horsemen and AB 734 (Hill) would increase satellite commissions.

Mr. Brown reported that the focus at the Capitol is on California's \$25 billion deficit. Several ideas to generate revenue have been circulating including the sale of five California Fairgrounds. Senate pro tems are pushing all policy committees to conduct hearings regarding the reorganization and consolidation of government. Specific topics affecting Fairs will include the elimination of the California Department of Food and Agriculture, the functionality of Fairs and the elimination of various agricultural programs.

Mr. Treacy reported that F&E, WFA and affiliated JPA entities have scheduled weekly meetings to brainstorm ways to preserve the basic function of Fairs while accomplishing some of the Governor's Office and Legislature's budget goals.

Mr. Korby introduced documents in the meeting packet regarding CARF legislative positions in follow-up to SB 16XX and a memorandum of understanding regarding revenue shortfalls at SCOTWInc. Mr. Korby asked the CARF Board to endorse the objectives contained in the document titled "Legislative Program: Follow Up to SB 16XX, Background, Descriptions and Objectives." Significant positions in the document include restructuring pari-mutuel distributions (including ADW) by increasing conventional and exotic takeout 3% to benefit

Horsemen, satellites and create a capital improvement fund for tracks that intend to continue racing long term.

Current ideas being circulated in the racing industry could potentially exclude Fairs from new revenue streams. The Fairs need to be ready to offer a better solution that will benefit all parties.

Ms. Violini moved that the CARF Board adopt the positions outlined in the document titled "Legislative Program: Follow Up to SB 16XX, Background, Descriptions and Objectives," giving staff the foundation to move forward in SB 16XX clean-up negotiations. Mr. Jacobs seconded, unanimously approved.

Agenda Item 4 – Discussion and Action, if any, on Agency Disbursement of Racing Revenue to Fairs and Reimbursement of Racing Expenses by Fairs. Mr. Korby explained that for Live Racing Fairs, CARF is the conduit for distributing revenues generated as well as paying a large portion of operational expenses. At the end of the racing season, shared racing expenses (i.e. racing office equipment, signal distribution, staffing, etc.) are split amongst the racing Fairs via a pre-established formula and each Fair is invoiced for its share of the actual expenses.

This system has the potential for creating a cash flow problem for CARF if a Fair has received most of its racing commissions but fails to pay the invoice for actual expenses.

Staff has provided a 2009 projection for racing expenses and the Finance Committee recommends that CARF hold a dollar figure equal to 85% of the estimated expenses for each Fair from racing commissions until the season-end invoice is paid in full. The withholding will occur at the end of the Fair meet.

Mr. Titus stated that an 85% withholding would create a financial hardship for Humboldt County Fair, especially since commissions generated from ADW are typically paid late.

Mr. Jacobs moved that CARF withhold monies equal to 65% of a Fair's projected expenses from racing commissions until such time that the Fair pays the CARF invoice for actual racing expenses on a one-year trial basis. The withholding will be re-evaluated for 2010. Ms. Violini seconded, unanimously approved.

Agenda Item 5 – Discussion and Action, if any, on Harness Racing. Mr. Korby reported that the California Harness Horsemen's Association (CHHA) sent CARF a letter dated May 26, 2009 stating the association would like to initiate discussions regarding possible Harness racing opportunities and potential operators at CARF facilities other than Sacramento.

Mr. Alkire reported that he received a formal letter from Ben Kenney, President of CHHA Board of Directors, regarding racing dates, operator lease partnerships, purses, etc. Mr. Alkire forwarded the letter to Mr. Bartosik.

Mr. Elliott stated that on behalf of Mr. Bartosik and himself, Cal Expo appreciates the members of CARF sharing communication distributed from CHHA. Mr. Elliott reported that

Date: 11/02/2012 1:19:26 PM
Subject: 2012 CARF VIP Pilot Program
From: "Richard Scheidt" <rscheidt@toconline.com>
Recipients: korby@calfairs.net;
CC: jalkire@fresnofair.com;

Chris,

I wanted to take the time commend and thank you for implementing the VIP Program for horsemen at Stockton and Fresno this year. I was issued the VIP credentials on opening day at Stockton. I pocketed my CHRB license for the CARF VIP and it worked like magic. I was treated very well at both Fairs for parking and admission (Fresno at the horsemen's gate). I was even offered a program from the parking crew at Stockton.

I also received a sample of your "Horsemen Appreciation Package." I think these high quality items will go a long way when received by owners and trainers that participated at the Fairs.

For the 2012 Fair race meets we did our best to implement a set of minimum standards for Fairs to abide by when dealing with owners with regards to passes and parking, etc. I certainly hope we are able to build off that in 2013 and I urge CARF to expand the VIP program to all of the racing Fairs. I'm happy to assist when possible and look forward to another successful racing season in 2013.

Thanks again,

Richard Scheidt
Thoroughbred Owners of California

2015 (United States)

January						
Su	Mo	Tu	We	Th	Fr	Sa
				1	2	3
4	5	6	7	8	9	10
11	12	13	14	15	16	17
18	19	20	21	22	23	24
25	26	27	28	29	30	31

February						
Su	Mo	Tu	We	Th	Fr	Sa
1	2	3	4	5	6	7
8	9	10	11	12	13	14
15	16	17	18	19	20	21
22	23	24	25	26	27	28

March						
Su	Mo	Tu	We	Th	Fr	Sa
1	2	3	4	5	6	7
8	9	10	11	12	13	14
15	16	17	18	19	20	21
22	23	24	25	26	27	28
29	30	31				

April						
Su	Mo	Tu	We	Th	Fr	Sa
			1	2	3	4
5	6	7	8	9	10	11
12	13	14	15	16	17	18
19	20	21	22	23	24	25
26	27	28	29	30		

May						
Su	Mo	Tu	We	Th	Fr	Sa
					1	2
3	4	5	6	7	8	9
10	11	12	13	14	15	16
17	18	19	20	21	22	23
24	25	26	27	28	29	30
31						

June						
Su	Mo	Tu	We	Th	Fr	Sa
	1	2	3	4	5	6
7	8	9	10	11	12	13
14	15	16	17	18	19	20
21	22	23	24	25	26	27
28	29	30				

July						
Su	Mo	Tu	We	Th	Fr	Sa
			1	2	3	4
5	6	7	8	9	10	11
12	13	14	15	16	17	18
19	20	21	22	23	24	25
26	27	28	29	30	31	

August						
Su	Mo	Tu	We	Th	Fr	Sa
						1
2	3	4	5	6	7	8
9	10	11	12	13	14	15
16	17	18	19	20	21	22
23	24	25	26	27	28	29
30	31					

September						
Su	Mo	Tu	We	Th	Fr	Sa
		1	2	3	4	5
6	7	8	9	10	11	12
13	14	15	16	17	18	19
20	21	22	23	24	25	26
27	28	29	30			

October						
Su	Mo	Tu	We	Th	Fr	Sa
				1	2	3
4	5	6	7	8	9	10
11	12	13	14	15	16	17
18	19	20	21	22	23	24
25	26	27	28	29	30	31

November						
Su	Mo	Tu	We	Th	Fr	Sa
1	2	3	4	5	6	7
8	9	10	11	12	13	14
15	16	17	18	19	20	21
22	23	24	25	26	27	28
29	30					

December						
Su	Mo	Tu	We	Th	Fr	Sa
		1	2	3	4	5
6	7	8	9	10	11	12
13	14	15	16	17	18	19
20	21	22	23	24	25	26
27	28	29	30	31		

2014 (United States)

January						
Su	Mo	Tu	We	Th	Fr	Sa
			1	2	3	4
5	6	7	8	9	10	11
12	13	14	15	16	17	18
19	20	21	22	23	24	25
26	27	28	29	30	31	

February						
Su	Mo	Tu	We	Th	Fr	Sa
						1
2	3	4	5	6	7	8
9	10	11	12	13	14	15
16	17	18	19	20	21	22
23	24	25	26	27	28	

March						
Su	Mo	Tu	We	Th	Fr	Sa
						1
2	3	4	5	6	7	8
9	10	11	12	13	14	15
16	17	18	19	20	21	22
23	24	25	26	27	28	29
30	31					

April						
Su	Mo	Tu	We	Th	Fr	Sa
		1	2	3	4	5
6	7	8	9	10	11	12
13	14	15	16	17	18	19
20	21	22	23	24	25	26
27	28	29	30			

May						
Su	Mo	Tu	We	Th	Fr	Sa
				1	2	3
4	5	6	7	8	9	10
11	12	13	14	15	16	17
18	19	20	21	22	23	24
25	26	27	28	29	30	31

June						
Su	Mo	Tu	We	Th	Fr	Sa
1	2	3	4	5	6	7
8	9	10	11	12	13	14
15	16	17	18	19	20	21
22	23	24	25	26	27	28
29	30					

July						
Su	Mo	Tu	We	Th	Fr	Sa
		1	2	3	4	5
6	7	8	9	10	11	12
13	14	15	16	17	18	19
20	21	22	23	24	25	26
27	28	29	30	31		

August						
Su	Mo	Tu	We	Th	Fr	Sa
					1	2
3	4	5	6	7	8	9
10	11	12	13	14	15	16
17	18	19	20	21	22	23
24	25	26	27	28	29	30
31						

September						
Su	Mo	Tu	We	Th	Fr	Sa
	1	2	3	4	5	6
7	8	9	10	11	12	13
14	15	16	17	18	19	20
21	22	23	24	25	26	27
28	29	30				

October						
Su	Mo	Tu	We	Th	Fr	Sa
			1	2	3	4
5	6	7	8	9	10	11
12	13	14	15	16	17	18
19	20	21	22	23	24	25
26	27	28	29	30	31	

November						
Su	Mo	Tu	We	Th	Fr	Sa
						1
2	3	4	5	6	7	8
9	10	11	12	13	14	15
16	17	18	19	20	21	22
23	24	25	26	27	28	29
30						

December						
Su	Mo	Tu	We	Th	Fr	Sa
	1	2	3	4	5	6
7	8	9	10	11	12	13
14	15	16	17	18	19	20
21	22	23	24	25	26	27
28	29	30	31			

2013 (United States)

January						
Su	Mo	Tu	We	Th	Fr	Sa
		1	2	3	4	5
6	7	8	9	10	11	12
13	14	15	16	17	18	19
20	21	22	23	24	25	26
27	28	29	30	31		

February						
Su	Mo	Tu	We	Th	Fr	Sa
					1	2
3	4	5	6	7	8	9
10	11	12	13	14	15	16
17	18	19	20	21	22	23
24	25	26	27	28		

March						
Su	Mo	Tu	We	Th	Fr	Sa
					1	2
3	4	5	6	7	8	9
10	11	12	13	14	15	16
17	18	19	20	21	22	23
24	25	26	27	28	29	30
31						

April						
Su	Mo	Tu	We	Th	Fr	Sa
	1	2	3	4	5	6
7	8	9	10	11	12	13
14	15	16	17	18	19	20
21	22	23	24	25	26	27
28	29	30				

May						
Su	Mo	Tu	We	Th	Fr	Sa
			1	2	3	4
5	6	7	8	9	10	11
12	13	14	15	16	17	18
19	20	21	22	23	24	25
26	27	28	29	30	31	

June						
Su	Mo	Tu	We	Th	Fr	Sa
						1
2	3	4	5	6	7	8
9	10	11	12	13	14	15
16	17	18	19	20	21	22
23	24	25	26	27	28	29
30						

July						
Su	Mo	Tu	We	Th	Fr	Sa
	1	2	3	4	5	6
7	8	9	10	11	12	13
14	15	16	17	18	19	20
21	22	23	24	25	26	27
28	29	30	31			

August						
Su	Mo	Tu	We	Th	Fr	Sa
				1	2	3
4	5	6	7	8	9	10
11	12	13	14	15	16	17
18	19	20	21	22	23	24
25	26	27	28	29	30	31

September						
Su	Mo	Tu	We	Th	Fr	Sa
1	2	3	4	5	6	7
8	9	10	11	12	13	14
15	16	17	18	19	20	21
22	23	24	25	26	27	28
29	30					

October						
Su	Mo	Tu	We	Th	Fr	Sa
		1	2	3	4	5
6	7	8	9	10	11	12
13	14	15	16	17	18	19
20	21	22	23	24	25	26
27	28	29	30	31		

November						
Su	Mo	Tu	We	Th	Fr	Sa
					1	2
3	4	5	6	7	8	9
10	11	12	13	14	15	16
17	18	19	20	21	22	23
24	25	26	27	28	29	30

December						
Su	Mo	Tu	We	Th	Fr	Sa
1	2	3	4	5	6	7
8	9	10	11	12	13	14
15	16	17	18	19	20	21
22	23	24	25	26	27	28
29	30	31				



2013

Proposed Agency Budget

Christopher Korby, Executive Director
Presented December 2012



Table of Contents

Section I.



Budgets


Includes narrative description of 2013 proposed budgets and budget spreadsheets.

2013 Agency Budget **3**

2013 Live Racing Budget Division **5**

Other 2013 Budget Divisions **9**

Section II.



Attachments

In-depth description of the revenues and services relevant to the 2013 budget process.

Racing Revenue Highlights for 2011

Recap of Racing Revenues 2011 (detailed)

CARF Management Services (Racing)

Proposed 2013 Member Dues Structure

Member Fairs



Agency Budget

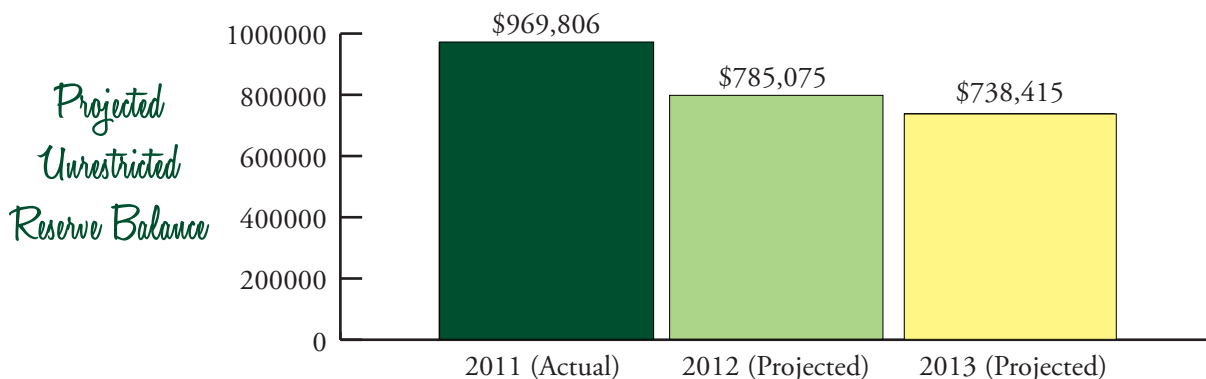
AGENCY BUDGET HIGHLIGHTS

- Includes a **5% reduction** in CARF member dues for each member Fair. *
- Santa Clara County Fair returned to CARF membership in 2012. Consequently, the total revenue shown in line item *Member Dues* is actually higher in 2013 due to an increase in CARF membership.
- Investment Income* reflects current economic conditions and low interest rates.
- Salaries* were reviewed and reallocated amongst budget divisions to reflect changes in allocation of duties and responsibilities due to personnel cuts.
- Post Retirement Benefits* budget figure reflects updated Bickmore OPEB Actuary Report.
- Legal Expenses* higher due to increased requirements for legal services on certain pending legal matters. This cost varies from year-to-year. The budget reflects our current projection of costs for 2013.
- Projected Agency Reserves** for end-of-year in 2011 were \$969,806.
- Projected Agency Reserves** for end-of-year 2012 are \$785,075.
- Elimination of Fair funding due to SB16XX continues to affect overall agency revenues. This reduction is shown in the budget division entitled **PROJECT MANAGEMENT INCOME STATEMENT**, which in turn appears in the agency budget revenues as *CARF Projects Admin Fee*. Consequently, the proposed Agency budget for 2013 will tap reserves for [\$46,660].
- Projected Agency Reserves** at end of 2013 will be [\$738,415].
- Other Revenues* derive from CARF services provided to CMC for CalRacing.com website renovation.

* Please see document in attachments section titled *Proposed 2013 Member Dues Based on 2012 Handle*.

AGENCY PROJECTIONS

CARF Unrestricted Reserves Year-End Audited Balance 2011	\$ 969,806
CARF Use of Reserves for 2012 Year-End Estimates	<u>(118,731)</u>
CARF Reserves after 2012 Year-End with Estimates	785,075
 Use of CARF Unrestricted Reserves for 2013	 <u>(46,660)</u>
Balance of CARF Reserves After 2013 Budget	<u>738,415</u>



**California Authority of Racing Fairs
Agency Income Statement with Proposed 2013 Budget
November 30, 2012**

	2010 Year End	2011 Year End	2011 YTD	2012 YTD	2012 Estimated Year End	2012 Annual Budget	2012 Budget Variance	2012 % Budget Estimated 2012	2013 Proposed Budget
	Actual	Actual	Actual	Actual	Year End	Budget			Budget
Revenue:									
Other Revenue	(2,326)	981	45	67	67	0	67	0%	20,000
Interest Income	18,003	14,756	14,095	8,872	13,000	15,000	(2,000)	87%	15,000
Member Dues	290,107	288,330	288,330	270,062	270,062	260,593	9,469	104%	265,555
CARF South Prog Admin Fee	21,256	18,333	14,236	15,055	21,038	21,038	0	100%	19,986
CARF Projects Admin Fee	141,872	442,753	410,503	0	0	0	0	0%	0
CARF Live Racing Admin Fee	108,854	157,607	92,243	49,360	138,201	138,201	0	100%	142,277
Total Revenue	577,767	922,760	819,452	343,415	442,367	434,832	7,535	102%	462,818
Expenses:									
Salaries	241,506	310,701	274,646	226,642	252,750	222,959	(29,791)	113%	169,215
Employee Benefits	18,890	41,866	38,368	24,985	28,500	34,900	6,400	82%	19,321
Post Retirement Benefits	33,688	35,083	31,922	41,935	44,884	35,000	(9,884)	128%	45,000
Payroll Taxes	12,529	14,970	14,384	6,138	7,100	11,500	4,400	62%	8,075
Accounting Costs	17,272	23,384	21,489	12,517	16,250	16,250	0	100%	16,250
Audit Services	6,375	8,925	8,925	9,485	9,485	6,375	(3,110)	149%	6,375
Automobile Expense	10,650	3,251	3,226	6,549	7,000	4,000	(3,000)	175%	7,000
Contracted Services	10,435	3,574	3,526	4,310	4,500	3,000	(1,500)	150%	4,500
Depreciation	11,985	12,634	10,970	13,915	17,387	11,000	(6,387)	158%	19,986
Dues & Subscriptions	11,952	1,819	1,819	2,640	2,700	2,000	(700)	135%	2,700
Insurance Expense	37,127	38,772	35,193	40,305	44,195	41,000	(3,195)	108%	45,000
Legal Expenses	21,720	8,009	8,009	29,373	35,000	12,500	(22,500)	280%	15,000
Legislative Expenses	53,796	56,144	51,472	42,204	56,189	55,000	(1,189)	102%	50,000
Meetings Expense	6,852	3,782	3,321	1,973	3,000	5,000	2,000	60%	3,000
Misc. (Ag Day Sponsor)	2,010	51	-885	307	350	0	(350)	0%	0
Office Supplies	27,882	27,362	24,508	26,173	27,000	22,500	(4,500)	120%	25,000
Postage & Shipping	3,117	3,960	3,502	3,331	4,000	3,600	(400)	111%	3,600
Rent (Tribute Road)	38,265	35,770	32,789	29,808	35,770	35,770	0	100%	35,770
Repairs & Maintenance	674	328	328	0	0	1,000	1,000	0%	500
Telephone Expense	9,492	11,451	10,578	8,127	9,500	10,000	500	95%	10,000
Training	895	1,139	1,139	350	500	2,500	2,000	20%	1,000
Travel Expense	27,226	23,817	19,900	20,881	24,000	22,500	(1,500)	107%	25,000
Total Expenses	604,340	666,795	599,129	551,946	630,060	558,354	(71,706)	113%	512,292
Agency Income (Loss)	(26,573)	255,965	220,322	(208,531)	(187,693)	(123,523)	(64,171)		(49,474)
Southern Prog Income (Loss)	8,153	4,160	11,529	7,239	2,963	2,963	2,757		2,814
Total Bal Sht Net Income (Loss)	(18,420)	260,125	231,851	(201,292)	(184,731)	(120,560)	(61,414)		(46,660)

CARF Unrestricted Reserves Year End Audited Balance 2011	969,806
CARF Use of Reserves for 2012 Year End Estimates	(184,731)
CARF Reserves after 2012 Year End with Estimates	\$785,075
Use of CARF Unrestricted Reserves for 2013	(\$46,660)
Balance of CARF Reserves after 2013 Budget	\$738,415

Live Racing Budget Division

RACING BUDGET HIGHLIGHTS

- Reviewed and reallocated salary categories for racing personnel, including a gradual transition of salary costs previous paid from Track Safety and Maintenance Program.
- Racing support services contracts for 2012 continue to reflect changes in racing dates.
- Continues the gradual transition of operating costs previously paid out of the CARF Track Safety and Maintenance Program.

2013 PROPOSED EXPENSES

SALARIES

Includes allocations of salaries for CARF agency staff as well as salaries for the following positions specific to live racing: Racing Secretary, Paymaster, Clocker/Timer, Equine Ambulance Driver, Equine Ambulance Assistant, Track Maintenance Supervisor, Steward's Aide and Racing Operations Assistant (primarily responsible for tearing down and setting up Racing Office equipment). 419,004

Services provided by personnel in this category include, but are not limited to, the following:

- Work with Racing Fairs on preparation, submission and presentation of CHRB licenses applications.
- Provide technical support and transportation of Racing Office computers and software.
- Provide Paymaster services (manage bank accounts, payment of purse money, various distributions, etc.)
- Provide telecommunication services (provision of voice, fax and data lines necessary to support racing).
- Develop, coordinate and manage combined purse schedule in cooperation with TOC.
- Provide Supplemental Purse Fund management and accounting.
- Furnishes electronic timing system with operator.
- Furnishes Kimsey Equine Ambulance with driver.
- Oversees TV Replay System for Officials.
- Active liaison, representation and advocacy with on-track Stewards and with senior CHRB officials.
- Manage contracts for daily racing program production, printing and distribution.
- Manage condition book production and distribution.
- Manage and generate daily racing program content and coordinate advertising placement.
- Provide marketing coordination throughout circuit (social media, racing seminars, Derby Dog Dash, etc).
- Manage contracts and logistics for provision of Jumbotron Screen., Starting Gate, Photo Finish, TCO2 testing, temporary stalls, mobile offices, etc.
- Negotiates contracts with five horsemen associations, as required by statute.
- Manages labor agreements with Local 280, Local 1877, Local 495 and Teamsters Local 495.

For a complete list of services, please see document titled *Management Services & Contract Administration* included in appendix.

Live Racing Budget Division

2013 PROPOSED EXPENSES (continued)

EMPLOYEE BENEFITS

Includes health, dental, long-term disability, etc. 55,684

PAYROLL TAXES

Taxes associated with employee payroll (Unemployment Insurance, Medicare, PERS 2%, etc.). 24,647

ACCOUNTING COSTS

Contract with CFSA to provide accounting, reconciliation and distribution of all pari-mutuel commissions, purses, license fees and other distributions. 48,750

AUDIT SERVICES

Annual audit services provided by Gilbert & Associates. 19,125

AUTOMOBILE EXPENSE

Maintenance for CARF owned vehicles incurred during live racing. 1,000

LEGAL EXPENSES

Services provided by Kahn, Soares & Conway, LLP. 5,000

MEETING EXPENSES

Expenses incurred for Live Racing Committee meetings. 2,000

TELEPHONE EXPENSE

Cell phone expense association with live racing (Racing Secretary, Horsemen's Hotline, Racing Office, etc.) 5,000

TRAVEL EXPENSE

Per-diem, mileage, airfare, lodging and other live racing travel related expenses. 40,000

ANNOUNCER

Frank Mirahmadi (Pleasanton, Ferndale, Stockton and Fresno). 23,850

CONDITION BOOK COVER & DAILY RACING PROGRAM COVER

Printing of condition books (cover and content), racing program covers, in/out slips and entry blanks. 20,000

RACING OPERATIONS SUPPORT

Winner's Foundation, Federation Admin Expenses and Accounting System, MOC catastrophic insurance. 65,000

TC02 TESTING

Mandatory testing conducted through UC Davis. 7,500

MARKETING/WEBSITE

Manages racing website (www.calfairs.com) on behalf of Fairs. Site includes entries, pps, results, etc. 3,000

Live Racing Budget Division

2013 PROPOSED EXPENSES (continued)

PAYMASTER OPERATIONS

Emerging Breed and Thoroughbred checks, supplies and postage.	7,500
---	-------

PROGRAM PRODUCTION

Partial cost of Incompass software, program printing and distribution to satellite network.	190,000
---	---------

RACING OFFICE SYSTEM

Provides Racing Office computer system (all computer hardware/peripherals) and application software (Equibase and Incompass). Also includes cost of mobile trailers, telecommunications support and supplies.	40,000
---	--------

RECRUITMENT

Organizes and conducts out-of-state recruitment of horses to run at Northern California Fairs. Staff manages the payment of incentives and tracks and reports on the results of the program. This budget item covers travel, receptions and incentives to out-of-state horsemen.	15,000
--	--------

JUMBO SCREEN

Outdoor jumbo video display in infield at \$2,550 per live racing day.	118,450
--	---------

SUPPLIES

Includes cost of generator rental and jockey supplies (weighted pads, head numbers, saddle towels, etc.)	15,000
--	--------

TATTOOING

Provides the mandatory tattooing of each race horse for identifications purpos. Split with GGF.	20,000
---	--------

TRANSPORTATION

Circuit-wide transportation of jockey silks.	3,500
--	-------

TV PRODUCTION/SIMULCAST

Contract with Pegasus Communication to produce simulcast feed and onsite TV support.	46,350
--	--------

RACE TRACK SAFETY AND MAINTENANCE

Fleet of tractors and associated special equipment necessary to maintain Fairs racing surfaces to high standards of safety (maintenance, transportation and repair). Budget item includes approximately \$23,000 for liability insurance, \$23,000 for Trackmaster and \$58,000 for offsetting maintenance and transportation costs. The 2013 cost of \$58,000 for maintenance and transportation will allow the Race Track Maintenance Fund to pay \$83,000 toward the balance of maintenance and transportation for the next three years.	104,000
---	---------

California Authority of Racing Fairs
Live Racing Income Statement with 2013 Proposed Budget
November 30, 2012

	2009 79 days	2010 64 days	2011 58days	2012 61days	2012 Estimated	2012 Annual	2012 Budget	2012 % Budget Estimated	2013 Proposed
	Year End	Year End	YTD	YTD	Year End	Budget	Variance	2012	Budget
	Actual	Actual	Actual	Actual	Year End	Budget	Variance	2012	Budget
Revenues:									
Change Fund Admin Fee	14,074	5,161	2,941	8,699	13,000	15,000	(2,000)	87%	12,000
Racing Fairs Admin Fee	69,032	69,945	61,289	67,196	78,750	78,201	549	101%	95,277
Supplemental Purses Admin Fee	22,000	82,500	82,500	45,000	45,000	45,000	0	100%	35,000
NCOTWINC Reimbursement	29,000	29,000	29,000	25,000	25,000	29,000	(4,000)	86%	25,000
Racing Fairs Reimbursement	1,003,686	932,602	817,187	896,110	1,049,975	1,042,681	7,294	101%	1,270,360
Advertising Revenue	4,550	2,500	4,500	4,100	4,100	4,000	100	103%	4,000
Total	1,142,343	1,121,708	997,417	1,046,105	1,215,825	1,213,882	1,943	100%	1,441,637
Expenses:									
Salaries	255,146	275,424	235,966	324,048	355,547	295,750	(59,797)	120%	419,004
Employee Benefits	46,948	48,505	44,328	37,836	42,968	44,278	1,310	97%	55,684
Payroll Taxes	13,103	12,669	11,151	14,186	15,245	10,928	(4,317)	140%	24,647
Accounting Costs	43,035	42,255	38,734	36,949	48,750	48,750	0	100%	48,750
Audit Services	25,323	16,575	16,575	17,615	17,615	19,125	1,510	92%	19,125
Automobile Expense	64	0	0	40	40	2,000	1,960	2%	1,000
Depreciation	0	0	0	0	0	0	0	0%	0
Dues & Subscriptions, NTRA	10,109	0	0	0	0	1,000	1,000	0%	0
Insurance Expense	0	0	0	0	0	0	0	0%	0
Legal Expenses	8,734	605	578	811	1,000	5,000	4,000	20%	5,000
Meetings Expense	3,440	740	577	680	1,000	2,000	1,000	50%	2,000
Misc. Exp (Storage,Bank fee)	0	0	0	67	100	0	(100)	0%	0
Telephone Expense	3,924	3,051	2,861	4,366	5,000	3,500	(1,500)	143%	5,000
Travel Expense	29,898	34,340	30,633	39,034	45,000	35,000	(10,000)	129%	40,000
Sub-Totals	439,725	434,164	381,403	475,631	532,265	467,331	(64,934)	114%	620,210
Racing Support Services:									
Announcer	23,904	17,850	18,075	22,800	22,800	23,850	1,050	96%	23,850
Condition Bk/Program Cover	15,245	15,748	15,748	15,575	17,000	20,000	3,000	85%	20,000
Racing Operations Support	78,325	57,834	56,488	57,846	65,000	90,000	25,000	72%	65,000
TC02 Testing	7,425	6,940	6,940	6,915	7,500	10,000	2,500	75%	7,500
Marketing/Website	3,901	160	160	90	500	3,000	2,500	17%	3,000
Network Management	1,548	2,641	1,901	260	260	500	240	52%	0
Paymaster Operations	8,106	6,044	4,828	5,441	6,500	7,500	1,000	87%	7,500
Program Production	179,004	171,503	170,584	179,330	190,000	205,000	15,000	93%	190,000
Racing Office System	43,739	26,406	23,473	35,294	40,000	40,000	0	100%	40,000
Recruitment	31,108	13,654	12,410	13,712	15,000	15,000	0	100%	15,000
Jumbo Screen	126,250	104,550	104,550	114,750	114,750	110,000	(4,750)	104%	118,450
Supplies	15,964	11,296	11,245	13,086	15,000	15,000	0	100%	15,000
Tattooing	17,200	18,901	16,952	11,550	15,000	20,000	5,000	75%	20,000
Timing/Clocker	22,805	0	4,005	0	0	0	0	0%	0
Transportation	2,150	1,711	1,711	1,915	2,500	3,500	1,000	71%	3,500
TV Production/Simulcast	17,088	74,701	74,701	42,552	45,000	45,000	0	100%	46,350
Track Safety & Maintenance	0	0	0	0	0	0	0	0%	104,000
Sub-Totals	593,763	529,938	523,770	521,114	556,810	608,350	51,540	92%	679,150
Total Expenses	1,033,488	964,102	905,174	996,745	1,089,075	1,075,681	(13,394)	101%	1,299,360
CARF Admin Fee	108,854	157,607	92,243	49,360	126,750	138,201	11,451	92%	142,277

Other Budget Divisions

OTHER BUDGET DIVISIONS INCLUDE

- *Project Management*
- *Official Daily Program Provision to Southern California Satellites*

BUDGET HIGHLIGHTS

PROJECT MANAGEMENT BUDGET

- Elimination of Fair funding by the state also eliminates project funding and project administration fees for the 2012 Agency budget

**California Authority of Racing Fairs
Project Management Income Statement
November 30, 2012**

	2010	2011	2011	2012	2012	2012	2012	2012	2013
	Year End	Year End	YTD	YTD	Estimated	Annual	Budget	% Budget	Proposed
	Actual	Actual	Actual	Actual	Year End	Budget	Variance		Budget
Revenue:									
CARF Admin Fee	141,872	442,753	410,503	0	0	0	0	0%	0
Project Management	85,559	0	0	0	0	0	0	0%	0
Total Revenue	227,432	442,753	410,503	0	0	0	0	0%	0
Expenses:									
Salaries Expense	63,396	0	0	0	0	0	0	0%	0
Employee Benefits	8,538	0	0	0	0	0	0	0%	0
Payroll Taxes	3,076	0	0	0	0	0	0	0%	0
Accounting Costs	6,620	0	0	0	0	0	0	0%	0
Audit Services	2,550	0	0	0	0	0	0	0%	0
Automobile Expense	0	0	0	0	0	0	0	0%	0
Contracted Services	0	0	0	0	0	0	0	0%	0
Telephone Expense	754	0	0	0	0	0	0	0%	0
Travel Expense	68	0	0	0	0	0	0	0%	0
Misc. Storage	558	0	0	0	0	0	0	0%	0
Total Expenses	85,559	0	0	0	0	0	0	0%	0
CARF Admin Fee	141,872	442,753	410,503	0	0	0	0	0%	0

California Authority of Racing Fairs
Southern Region Income Statement with Proposed 2013 Budget
November 30, 2012

	2010	2011	2011	2012	2012	2012	2012	2012	2013
	Year End	Year End	YTD	YTD	Estimated	Annual	Budget	% Budget	Proposed
	Actual	Actual	Actual	Actual	Year End	Budget	Variance		Budget
Program Revenue:									
Program Sales	285,716	254,468	241,096	200,661	260,661	280,500	(19,839)	93%	266,475
Other Revenue	0	0	0	0	0	0	0	0%	0
Royalties/Fees Due Host	(256,307)	(231,975)	(215,332)	(178,367)	(232,367)	(256,500)	24,133	91%	(243,675)
Total Revenue	29,409	22,493	25,765	22,294	28,294	24,000	4,294	118%	22,800
Expenses:									
Legal Expenses	0	0	0	0	0	0	0	0%	0
Meetings Expense	0	0	0	0	0	0	0	0%	0
Misc Exp.(Storage)	0	0	0	0	0	0	0	0%	0
Office Supplies	0	0	0	0	0	0	0	0%	0
Paper Expense	0	0	0	0	0	0	0	0%	0
Postage & Shipping	0	0	0	0	0	0	0	0%	0
Printing Supplies	0	0	0	0	0	0	0	0%	0
Rent & Utility Expenses	0	0	0	0	0	0	0	0%	0
Repairs & Maintenance	0	0	0	0	0	0	0	0%	0
Telephone Expense	0	0	0	0	0	0	0	0%	0
Travel Expense	0	0	0	0	0	0	0	0%	0
Total Expenses	0	0	0	0	0	0	0	0%	0
Operating Income (Loss)	29,409	22,493	25,765	22,294	28,294	24,000	4,294	118%	22,800
CARF Admin Fee	21,256	18,333	14,236	15,055	19,500	21,038	1,538	93%	19,986
Rebate									
Income (Loss)	8,153	4,160	11,529	7,239	8,794	2,963	2,757		2,814

ATTACHMENTS

***Racing Revenue Highlights
2011***

Racing Fair

Financial

Highlights 2011



Total Conventional & ADW Handle

\$123 million

Revenue Distributed by CARF

\$26 million

Total Commissions

\$5.8 million

Total Purses

\$7.4 million



	Total	STK	PLN	SAC	SR	FER	FNO
Revenue							
Takeout & Other Revenue	26,068,691	1,957,306	6,915,616	4,116,207	7,292,091	1,099,223	4,688,247
Commissions							
Total Commissions	5,822,216	411,663	1,563,929	898,481	1,634,977	283,209	1,029,958
Purses							
Total Purses	7,425,905	645,256	1,983,372	1,232,362	1,989,750	246,953	1,328,213
Distributions							
F&E Fund 19614d/License Fees	212,065	12,724	56,585	25,999	58,771	13,440	44,546
F&E Recapture	32,515	2,004	8,687	5,411	8,920	1,360	6,134
CHRB Support	417,922	26,430	112,245	69,231	114,130	17,403	78,482
Commingle Guest O/S	5,753,952	348,636	1,465,555	803,616	1,731,396	244,866	1,159,882
Interstate Host	818,562	71,889	231,799	134,864	225,751	20,590	133,669
Location Fee	1,435,829	118,078	380,971	247,776	403,238	59,381	226,385
Promotion	138,186	10,549	37,523	23,908	39,274	4,574	22,358
City/County	218,317	15,876	59,561	34,913	61,590	8,211	38,166
Stabling/Vanning	663,281	50,634	180,106	114,757	188,513	21,954	107,319
Equine Lab	66,158	4,811	18,049	10,580	18,664	2,488	11,566
Owners	48,404	3,555	13,140	7,770	13,454	1,926	8,560
Breeders	483,533	36,312	129,869	78,034	133,895	22,949	82,473
CHRIMS	27,637	2,110	7,504	4,782	7,855	915	4,471
Other ADW Distributions	201,488	13,481	47,104	29,628	49,411	17,355	44,509
NCOTW Simulcast Expense Fund	2,302,720	183,299	619,615	394,097	612,504	131,652	361,553

Recap of Racing Revenues (detailed)
2011

Financial Highlights

2011 Race Year

Tote Handle	\$6,756,715	\$26,456,203	\$15,187,865	\$28,307,540	\$3,910,325	\$17,988,070	\$98,606,719
ADW Handle	\$1,928,582	\$6,483,264	\$4,014,655	\$6,431,046	\$1,602,502	\$4,050,402	\$24,510,452
All Handle Total	\$8,685,298	\$32,939,467	\$19,202,520	\$34,738,586	\$5,512,828	\$22,038,472	\$123,117,170

2011 Race Meet	Stockton	Pleasanton	Sacto	Sonoma	Humboldt	Fresno	Total
REVENUE:	6/16-6/20	6/23-7/11	7/14-7/25	7/28-8/15	8/13-8/22	10/6-10/17	
Takeout	\$1,470,117	\$5,713,861	\$3,286,374	\$6,188,459	\$862,038	\$3,936,216	\$21,457,065
Programs	\$12,392	\$38,939	\$26,199	\$44,042	\$3,607	\$25,436	\$150,614
Overlap/Redistribute				(\$22,939)	\$22,939		\$0
Intra Outs/Refunds	\$22,551	\$92,084	\$34,091	\$85,628	\$27,164	\$55,080	\$316,599
Rights Fees	\$9,599	\$31,314	\$21,730	\$36,642	\$19,846	\$21,598	\$140,730
Misc Revenue	\$3,387	\$6,337	\$4,287	\$5,495	\$2,054	\$5,021	\$26,581
Supplemental Purses (Performance)	\$42,500	\$85,360	\$52,270	\$95,550	\$33,960	\$68,400	\$378,040
Combined Purse Report	\$119,013	\$5,975	\$104,633	(\$86,034)	(\$107,145)	\$9,962	\$46,404
Decoder Revenue	\$7,528	\$25,175	\$14,382	\$38,635	\$6,128	\$21,015	\$112,863
AB509 Los Alamitos Proxy Fees	\$9,353	\$39,650	\$23,852	\$36,763	\$9,922	\$21,021	\$140,562
Share On Track Expenses	(\$1,688)	(\$8,390)	(\$2,368)	(\$6,392)	(\$1,496)	(\$3,941)	(\$24,274)
ADW California & Exports	\$262,555	\$885,311	\$550,757	\$876,241	\$220,206	\$528,437	\$3,323,507
Total	\$1,957,306	\$6,915,616	\$4,116,207	\$7,292,091	\$1,099,223	\$4,688,247	\$26,068,691

DISTRIBUTED:

F&E Fund 19614d/License	\$12,724	\$56,585	\$25,999	\$58,771	\$13,440	\$44,546	\$212,065
F&E Recapture	\$2,004	\$8,687	\$5,411	\$8,920	\$1,360	\$6,134	\$32,515
CHRB Support	\$26,430	\$112,245	\$69,231	\$114,130	\$17,403	\$78,482	\$417,922
Commingle Guest O/S	\$348,636	\$1,465,555	\$803,616	\$1,731,396	\$244,866	\$1,159,882	\$5,753,952
Interstate Host	\$71,889	\$231,799	\$134,864	\$225,751	\$20,590	\$133,669	\$818,562
Location Fee	\$83,411	\$269,428	\$178,151	\$297,550	\$36,092	\$176,177	\$1,040,809
Promotion	\$10,549	\$37,523	\$23,908	\$39,274	\$4,574	\$22,358	\$138,186
City/County	\$15,876	\$59,561	\$34,913	\$61,590	\$8,211	\$38,166	\$218,317
Stabling/Vanning	\$50,634	\$180,106	\$114,757	\$188,513	\$21,954	\$107,319	\$663,281
CHRRMS	\$2,110	\$7,504	\$4,782	\$7,855	\$915	\$4,471	\$27,637
Equine Lab	\$4,811	\$18,049	\$10,580	\$18,664	\$2,488	\$11,566	\$66,158
Owners	\$3,555	\$13,140	\$7,770	\$13,454	\$1,926	\$8,560	\$48,404
Breeders	\$25,861	\$97,676	\$56,752	\$101,644	\$13,935	\$63,785	\$359,652
Rfee Breeders	\$288	\$939	\$652	\$1,099	\$595	\$648	\$4,222

ADW DISTRIBUTED:

DIR	\$520	\$1,673	\$1,044	\$1,612	\$433	\$993	\$6,276
Equine	\$1,907	\$6,135	\$3,829	\$5,910	\$1,589	\$3,639	\$23,010
Backstretch	\$2,860	\$9,202	\$5,744	\$8,866	\$2,384	\$5,459	\$34,515
Location Fees	\$34,667	\$111,543	\$69,625	\$105,688	\$23,289	\$50,208	\$395,021
Retirement Fund	\$5,198	\$16,725	\$10,439	\$16,112	\$4,333	\$9,925	\$62,733
AB480				\$1,773	\$5,608	\$15,962	\$23,343
Workers Comp (CA & Exports)	\$2,472	\$10,506	\$6,790	\$11,512	\$2,508	\$5,965	\$39,751
Breeders (CA & Exports)	\$10,163	\$31,254	\$20,630	\$31,151	\$8,419	\$18,041	\$119,658
License Fee on exports							\$0
F&E	\$37	\$206	\$129	\$263	\$36	\$186	\$857
CHRB Support	\$487	\$2,658	\$1,652	\$3,364	\$464	\$2,380	\$11,004

MOVED TO PURSE ACCT

Purses Generated	\$233,329	\$948,435	\$516,916	\$1,003,245	\$155,849	\$656,457	\$3,514,231
License SB16	\$12,477	\$41,160	\$21,859	\$36,037	\$5,494	\$24,780	\$141,808
SB1072	\$53,563	\$227,136	\$130,398	\$243,507	\$35,113	\$150,706	\$840,423
Overlap/Redistribute				(\$11,469)			(\$11,469)
Excess 6%	\$34,934	\$140,458	\$89,843	\$165,030	(\$10,943)	\$87,520	\$506,842
Rfees	\$4,656	\$15,187	\$10,539	\$17,771	\$9,625	\$10,475	\$68,254
Misc Revenue	\$1,693	\$3,169	\$2,143	\$2,748	\$1,027	\$2,511	\$13,291
Decoder Revenue	\$3,764	\$12,587	\$7,191	\$19,318	\$3,064	\$10,508	\$56,432
Intra Outs/Refunds	\$11,275	\$46,042	\$17,046	\$42,814	\$13,582	\$27,540	\$158,299
AB509 Los Alamitos Proxy Fee	\$4,677	\$19,825	\$11,926	\$18,382	\$4,961	\$10,511	\$70,281
Combined Purse Report	\$119,013	\$5,975	\$104,633	(\$86,034)	(\$107,145)	\$9,962	\$46,404
Performance	\$42,500	\$85,360	\$52,270	\$95,550	\$33,960	\$68,400	\$378,040
AB 701 W/C	\$14,528	\$60,719	\$34,280	\$66,588	\$10,112	\$43,819	\$230,047
ADW - SB1072	\$13,003	\$55,183	\$35,760	\$59,800	\$13,192	\$30,820	\$207,758
ADW - Purses (CA & Export)	\$94,317	\$317,204	\$194,507	\$311,707	\$77,803	\$191,296	\$1,186,835
ADW - AB480	\$1,527	\$4,931	\$3,050	\$4,758	\$1,257	\$2,909	\$18,431

PAID TO TRACK:

Commissions Generated	\$198,336	\$795,710	\$438,943	\$830,867	\$123,398	\$532,115	\$2,919,369
License SB16	\$12,477	\$41,160	\$21,859	\$36,037	\$5,494	\$24,780	\$141,808
Redistribute				(\$11,469)	\$22,939		\$11,469
Out of State	\$33,754	\$141,163	\$77,610	\$162,120	\$29,063	\$111,859	\$555,569
Excess 6%	\$34,934	\$140,458	\$89,843	\$165,030	(\$10,943)	\$87,520	\$506,842
Rfees	\$4,656	\$15,187	\$10,539	\$17,771	\$9,625	\$10,475	\$68,254
Misc Revenue	\$1,693	\$3,169	\$2,143	\$2,748	\$1,027	\$2,511	\$13,291
Decoder Revenue	\$3,764	\$12,587	\$7,191	\$19,318	\$3,064	\$10,508	\$56,432
Intra Outs/Refunds	\$11,275	\$46,042	\$17,046	\$42,814	\$13,582	\$27,540	\$158,299
AB509 Los Alamitos Proxy Fee	\$4,677	\$19,825	\$11,926	\$18,382	\$4,961	\$10,511	\$70,281
Simulcast Expense (ncot)	\$183,299	\$619,615	\$394,097	\$612,504	\$131,652	\$361,553	\$2,302,720
Track Programs	\$12,392	\$38,939	\$26,199	\$44,042	\$3,607	\$25,436	\$150,614
Share of Ontrack Expense	(\$1,688)	(\$8,390)	(\$2,368)	(\$6,392)	(\$1,496)	(\$3,941)	(\$24,274)
ADW - Track (CA & Export)	\$93,870	\$313,161	\$194,507	\$308,968	\$77,634	\$187,745	\$1,175,884
ADW - AB480	\$1,527	\$4,931	\$3,050	\$4,758	\$1,257	\$2,909	\$18,431
rounding	(\$4)	(\$13)	(\$8)	(\$15)	(\$3)	(\$10)	(\$53)

\$1,957,306	\$6,915,616	\$4,116,207	\$7,292,091	\$1,099,223	\$4,688,247	\$26,068,690
(\$0)	\$0	(\$0)	\$0	(\$0)	\$0	\$0

Total Purses	\$645,256	\$1,983,372	\$1,232,362	\$1,989,750	\$246,953	\$1,328,213	\$7,425,905
Total Commissions	\$411,663	\$1,563,929	\$898,481	\$1,634,977	\$283,209	\$1,029,958	\$5,822,216

Stockton	Pleasanton	Sacto	Sonoma	Humboldt	Fresno
-----------------	-------------------	--------------	---------------	-----------------	---------------

CARF Management Services
Live Racing

CALIFORNIA AUTHORITY OF RACING FAIRS
Management Services and Contract Administration
for
Live Horse Racing Operations

Racing Operations

- CARF works with Racing Fairs on preparation, submission and presentation of CHRB License Applications
- Provides Racing Office computer system (all computer hardware/peripherals) and application software (Equibase) and manages service, technical support and transportation
- Provides and manages Paymaster services, including Paymaster (CARF employee) bank accounts, audits, payment of all purse moneys to owners and all other distributions of payment to various recipients
- Telecommunications: provision of voice, fax and data lines necessary to support racing, totalisator and simulcast operations
- Provides accounting, reconciliation and distribution of all parimutuel commissions, purse, license fees and other distributions
- Coordinates development and management of purse schedule through Fair Circuit in cooperation with Fair Racing Secretaries and Thoroughbred Owners of California
- Provides Supplemental Purse Fund management and accounting
- Provides marketing coordination through circuit
- Manages contracts for daily racing program production, printing and distribution
- Manages Condition Book production and distribution
- Manages contracts and logistics for provision of Jumbo Video Screen

CALIFORNIA AUTHORITY OF RACING FAIRS
Management Services and Contract Administration
for
Live Horse Racing Operations

Racing Operations (cont'd)

- Manages contract for Starting Gate
- Manages contract for Photo Finish
- Total Carbon Dioxide (TCO2) testing
- Furnishes electronic timing system with operator
- Oversees TV Replay System for Officials
- Manages provision of Temporary stalls
- Coordinates provision of Mobile offices for racing operations
- Daily, on-site management and oversight of all operations above, along with management, coordination and disposition of other matters that may arise from time to time in the course of conducting racing at Fairs
- Active liaison, representation and advocacy with on-track Stewards and with senior CHRB officials
- Manages consolidated purses' program.

Contracts with Horsemen's Associations

- Negotiate contracts with horsemen's associations, as required by statute.
- Thoroughbred Owners of California
- Cal Western Appaloosa
- Pacific Coast Quarter Horse Association
- Arabian Racing Association of California
- Racing Mule Association
- California Thoroughbred Trainers

CALIFORNIA AUTHORITY OF RACING FAIRS
Management Services and Contract Administration
for
Live Horse Racing Operations

Labor Agreements

- Maintains membership in Federation of California Racing Associations to provide representation in racing industry employer group for labor union negotiations.
- Local 280 Pari-Mutuel Employees Guild
- Local 1877 (formerly Local 399) AFL-CIO Service Employees International Union Valets and rec. barn personnel
- Local 495 International Brotherhood of Teamsters, Chauffeurs, Warehousemen and helpers of America
- Note: Assist Starters now with Teamsters Local 495 but under separate agreement

Racetrack Safety and Maintenance Program

- CARF developed this program and provides management oversight throughout Fair circuit.
- Works with Division of Fairs and Expositions to maintain funding support
- Contracts with Steve Wood, Trackmaster, Inc., to provide expert consultation and oversight of Fair track maintenance
- Carries lease agreements for specialized tractors used for maintaining track surfaces
- Owns and provides custom-built water truck (2001 Sterling).
- Owns and provides rock-picker (added 2003).
-

CALIFORNIA AUTHORITY OF RACING FAIRS
Management Services and Contract Administration
for
Live Horse Racing Operations

Racetrack Safety and Maintenance Program (cont'd)

- Owns or provides harrows, floats, and other miscellaneous equipment required for track maintenance.
- Manages all planning, heavy equipment transportation and logistics
- Provides daily, on-site management, key personnel and oversight
- No direct cost to Racing Fairs.
- Administers Jockey Club Equine Industry Database for CARF member Fairs

Recruitment Program for Out-of-State Horses

- Organizes and conducts out-of-state recruitment of horses to run at Northern California Fairs
- Manage payment of incentives
- Track and report on results of Recruitment Program

Parimutuel Wagering Operations

- Maintains totalisator contract
- Parimutuel labor contract
- NOTWInc agreement for Northern California simulcast network
- You Bet.com Advanced Deposit Wagering
- TVG Advanced Deposit Wagering
- Xpress Bet Advanced Deposit Wagering
- TwinSpires Advanced Deposit Wagering
- Provides all accounting, reconciliation, banking for ADW wagering operations

CALIFORNIA AUTHORITY OF RACING FAIRS
Management Services and Contract Administration
for
Live Horse Racing Operations

Personnel

- Racing Secretary
- Track Safety and Maintenance Manager
- Morning Fitness Vet
- Veterinarian
- TCO2 Technician
- Track Maintenance Crew Chief
- Horse Ambulance Driver
- Clocker and Timer
- Paymaster
- Program Manager
- Track Announcer
- Stewards' Aide
- Jocks' Room

Web Site Operation

- Manages racing Website www.calfairs.net on behalf of Fairs which conduct live racing
- Contracts with information service providers
- Daily management and administration of racing information provided to racing fans on Website

CALIFORNIA AUTHORITY OF RACING FAIRS
Management Services and Contract Administration
for
Live Horse Racing Operations

Simulcast Operations

- Manages Satellite Transmission and Encryption Services
- Manages TV Production for simulcast coverage
- Manages telecommunications support: provision of voice, fax and data lines necessary to support simulcast operations
- Furnishes back up electrical generators
- Provides accounting, reconciliation, banking for simulcast operations
- NOTWInc contract for Northern California simulcast network
- Manages contracts for out-of-state simulcast sites and distribution of daily racing programs and other simulcast information
- Payment of commissions, purses, license fees and all other distributions from simulcast operations

CK - January 2011

***Proposed 2013 Member Dues
Based on 2012 Handle***

PROPOSED 2013 MEMBER DUES BASED ON 2012 HANDLE

Oct 17, 2011 to October 16, 2012

2012 CARF MEMBER FAIRS TOTAL HANDLE

run takeout summary report for each host

5% reduction

Location	Off-Track S/W Handle	On-Track Handle	Out-of-State Handle	Off Track Handle	ADW Handle	Total Handle	2012 handle % of Total	Actual				Proposed			
								2009	2010	2011	Actual	2012	2013	Dues	Dues
Anderson	1,271,302					1,271,302	0.302%	3,367	3,367	3,367	3,367	3,030		2,879	
Tulare	2,589,034					2,589,034	0.614%	3,367	3,367	3,367	3,367	3,030		2,879	
Shalimar (Indio)	3,661,046					3,661,046	0.869%	7,856	7,856	7,856	7,856	7,070		6,717	
Monterey	6,847,465					6,847,465	1.625%	7,856	7,856	7,856	7,856	7,070		6,717	
Turlock	6,511,809					6,511,809	1.545%	7,856	7,856	7,856	7,856	7,070		6,717	
Bakersfield	6,372,748					6,372,748	1.512%	7,856	7,856	7,856	7,856	7,070		6,717	
Victorville	5,820,031					5,820,031	1.381%	7,856	7,856	7,856	7,856	7,070		6,717	
Ferndale	125,801	710,767	1,284,102	2,941,965	2,331,963	7,394,598	1.754%	3,367	3,367	3,367	3,367	7,070		6,717	
Lake Perris	11,655,113					11,655,113	2.765%	16,834	16,834	16,834	16,834	15,151		14,393	
Lancaster	13,363,732					13,363,732	3.171%	7,856	16,834	16,834	16,834	15,151		14,393	
Vallejo	13,837,307					13,837,307	3.283%	21,042	21,042	21,042	21,042	15,151		14,393	
Ventura	21,313,423					21,313,423	5.057%	21,042	21,042	21,042	21,042	18,938		17,991	
San Bernardino	23,544,953					23,544,953	5.586%	21,042	21,042	21,042	21,042	18,938		17,991	
Fresno	7,801,674	2,847,755	4,651,856	7,914,396	4,156,582	27,372,262	6.494%	16,834	21,042	21,042	21,042	18,938		17,991	
Stockton	14,178,177	1,042,499	2,785,391	6,677,147	3,190,698	27,873,912	6.613%	21,042	21,042	21,042	21,042	18,938		17,991	
San Jose	32,079,622					32,079,622	7.611%					9,469		17,991	
Santa Rosa	9,042,537	3,872,503	8,806,880	13,895,878	7,602,990	43,220,787	10.254%	21,042	21,042	21,042	21,042	22,727		21,590	
Sacramento	21,125,893	1,589,424	3,439,266	8,355,220	4,747,074	39,256,877	9.314%	25,252	25,252	25,252	25,252	22,727		21,590	
Pleasanton	31,295,160	5,059,382	7,713,702	12,384,175	7,102,759	63,555,178	15.079%	25,252	25,252	25,252	25,252	22,727		21,590	
San Mateo	63,953,739					63,953,739	15.173%	16,834	25,252	25,252	25,252	22,727		21,590	
Totals	296,390,565	15,122,330	28,681,197	52,168,781	29,132,066	421,494,939	100%	263,453	285,057	285,057	270,062	265,555			

CALIFORNIA AUTHORITY OF RACING FAIRS

MANAGEMENT SERVICES
CONTRACT ADMINISTRATION
PARI-MUTUEL DISTRIBUTIONS
PROJECT FUNDING

TEN-YEAR REPORT 2000-2009 RACING FAIRS



JANUARY 2010
PREPARED BY CALIFORNIA AUTHORITY OF RACING FAIRS
CHRISTOPHER KORBY, EXECUTIVE DIRECTOR





MANAGEMENT SERVICES & CONTRACT ADMINISTRATION

CARF Organization

The California Authority of Racing Fairs (CARF) is a joint-powers authority established by California Law (Government Code Section 9500 et seq.).

CARF was established for conducting business activity, for and with member Fair associations, in pari-mutuel wagering programs and related activities. CARF is managed by an Executive Director, employed by a Board of Directors made up of member Fairs.

The mission of CARF is to serve the best interests of its members by providing a unified voice of advocacy and representation and asserting a leadership role in the horse racing industry. To accomplish this mission we continue to perform support services, seek new revenue opportunities and conduct related business activities.

Racing Operations

- Works with Racing Fairs on preparation, submission and presentation of CHRB License Applications
- Provides Racing Office computer system (all computer hardware/peripherals) and application software (Equibase) and manages service, technical support and transportation
- Provides and manages Paymaster services, including Paymaster (CARF employee) bank accounts, audits, payment of all purse moneys to owners and all other distributions of payment to various recipients
- Telecommunications: provision of voice, fax and data lines necessary to support racing, totalisator and simulcast operations
- Provides accounting, reconciliation and distribution of all parimutuel commissions, purse, license fees and other distributions

continued...

- Coordinates development and management of purse schedule through Fair Circuit in cooperation with Fair Racing Secretaries and Thoroughbred Owners of California
- Provides Supplemental Purse Fund management and accounting
- Provides marketing coordination through circuit
- Manages contracts for daily racing program production, printing and distribution
- Manages Condition Book production and distribution
- Manages contracts and logistics for provision of Jumbo Video Screen
- Manages contract for Starting Gate
- Manages contract for Photo Finish
- Total Carbon Dioxide (TCO2) testing
- Furnishes electronic timing system with operator
- Oversees TV Production System for Officials and Simulcast Transmissions
- Manages provision of Temporary Stalls
- Coordinates provision of Mobile Offices for Racing Operations
- Daily, on-site management and oversight of all operations above, along with management, coordination and disposition of other matters that may arise from time to time in the course of conducting racing at Fairs
- Active liaison, representation and advocacy with on-track Stewards and with senior CHRB officials

Contracts with Horsemen's Associations

- Negotiates contracts with horsemen's associations, as required by statute
- Thoroughbred Owners of California
- Cal Western Appaloosa
- Pacific Coast Quarter Horse Association
- Arabian Racing Association of California
- American Mule Racing Association
- California Thoroughbred Trainers

Labor Agreements

- Local 280 Pari-Mutuel Employees Guild
- Local 1877 (formerly Local 399) AFL-CIO Service Employees International Union Valets and rec. barn personnel
- Local 495 International Brotherhood of Teamsters, Chauffeurs, Warehousemen and helpers of America
- Note: Assist Starters now with Teamsters Local 495 but under separate agreement

Recruitment Program for Out-of-State Horses

- Organizes and conducts out-of-state recruitment of horses to run at Northern California Fairs
- Manages payment of incentives
- Tracks and reports on results of Recruitment Program

MANAGEMENT SERVICES & CONTRACT ADMINISTRATION

Pari-Mutuel Wagering Operations

- Maintains totalisator contract
- Parimutuel labor contract
- NOTWInc agreement for Northern California simulcast network
- You Bet.com Advanced Deposit Wagering
- TVG Advanced Deposit Wagering
- Xpress Bet Advanced Deposit Wagering
- TwinSpires Advanced Deposit Wagering
- Provide all accounting, reconciliation, banking for ADW wagering operations

Personnel

- Morning Fitness Vet
- Veterinarian
- TCO2 Technician
- Track Maintenance Crew Chief
- Horse Ambulance Driver
- Clocker and Timer
- Paymaster
- Program Manager
- Track Announcer
- Stewards' Aide
- Jocks' Room
- Racing Secretary

Race Track Safety & Maintenance Program

- CARF developed this program and provides management oversight throughout Fair Circuit.
- Works with Division of Fairs and Expositions to maintain funding support
- Contracts with Steve Wood, Trackmaster, Inc., to provide expert consultation and oversight of Fair track maintenance
- Carries lease agreements for John Deere tractors
- Owns and provides custom-built water truck (2001 Sterling), provides rock-picker (added 2003) and Kimzey Equine Ambulance.
- Owns or provides harrows, floats, and other miscellaneous equipment required for track maintenance.
- Manages all planning, heavy equipment transportation and logistics
- Provides daily, on-site management, key personnel and oversight
- No direct cost to Racing Fairs.

Web Site Operations

- Manages racing Website www.calfairs.net on behalf of Fairs which conduct live racing
- Contracts with information service providers
- Daily management and administration of racing information provided to racing fans on Website

Simulcast Operations

- Manages Satellite Transmission and Encryption Services
- Manages TV Production for simulcast coverage
- Manages telecommunications support: provision of voice, fax and data lines necessary to support simulcast operations
- Furnishes back up electrical generators
- Provides accounting, reconciliation, banking for simulcast operations
- NOTWInc contract for Northern California simulcast network
- Manages contracts for out-of-state simulcast sites and distribution of daily racing programs and other simulcast information
- Payment of commissions, purses, license fees and all other distributions from simulcast operations



CALIFORNIA AUTHORITY OF RACING FAIRS

PROJECT FUNDING & PARI-MUTUEL DISTRIBUTIONS

ALL MEMBER FAIRS

(1) PARI-MUTUEL DISTRIBUTIONS MADE BY CARF ON
BEHALF OF MEMBER FAIRS

(2) PARI-MUTUEL COMMISSIONS PAID TO MEMBER FAIRS

(3) PROJECT FUNDING PAID TO MEMBER FAIRS

2000-2009

2000		2001		2002	
(1) Pari-Mutuel Distributions	33,526,873	(1) Pari-Mutuel Distributions	32,682,669	(1) Pari-Mutuel Distributions	32,249,252
(2) Commissions	8,628,051	(2) Commissions	8,554,397	(2) Commissions	8,380,538
(3) Project Funding	783,623	(3) Project Funding	1,245,172	(3) Project Funding	1,428,383
TOTAL	9,411,673	TOTAL	9,799,569	TOTAL	9,808,920
2003		2004		2005	
(1) Pari-Mutuel Distributions	31,928,107	(1) Pari-Mutuel Distributions	33,171,274	(1) Pari-Mutuel Distributions	29,430,938
(2) Commissions	8,112,371	(2) Commissions	8,110,285	(2) Commissions	7,224,756
(3) Project Funding	1,886,498	(3) Project Funding	1,416,899	(3) Project Funding	1,378,047
TOTAL	9,998,870	TOTAL	9,527,183	TOTAL	8,602,802
2006		2007		2008	
(1) Pari-Mutuel Distributions	28,325,882	(1) Pari-Mutuel Distributions	31,018,063	(1) Pari-Mutuel Distributions	32,762,661
(2) Commissions	6,608,660	(2) Commissions	7,176,710	(2) Commissions	7,800,550
(3) Project Funding	1,235,505	(3) Project Funding	1,257,747	(3) Project Funding	686,199
TOTAL	7,844,165	TOTAL	8,434,456	TOTAL	8,486,749
2009		2000-2009		<div> <p>\$316.6 Million - Pari-Mutuel Distributions Made by CARF on behalf of Member Fairs</p> <p>\$78.1 Million - Pari-Mutuel Commissions Paid by CARF to Member Fairs</p> <p>\$11.7 Million - Project Funding Paid by CARF to Member Fairs</p> </div>	
(1) Pari-Mutuel Distributions	31,539,280	(1) Pari-Mutuel Distributions	316,634,998		
(2) Commissions	7,516,626	(2) Commissions	78,112,943		
(3) Project Funding	413,916	(3) Project Funding	11,731,989		
TOTAL	7,930,543	TOTAL	406,479,930		



CALIFORNIA AUTHORITY OF RACING FAIRS

PROJECT FUNDING & PARI-MUTUEL DISTRIBUTIONS

SAN JOAQUIN COUNTY FAIR

(1) PARI-MUTUEL DISTRIBUTIONS MADE BY CARF ON
BEHALF OF THE SAN JOAQUIN COUNTY FAIR

(2) PARI-MUTUEL COMMISSIONS PAID TO SAN JOAQUIN COUNTY FAIR

(3) PROJECT FUNDING PAID TO SAN JOAQUIN COUNTY FAIR

2000-2009

2000	2001	2002
(1) Pari-Mutuel Distributions 3,496,320	(1) Pari-Mutuel Distributions 3,530,282	(1) Pari-Mutuel Distributions 3,452,383
(2) Commissions to STK 988,339	(2) Commissions to STK 961,074.00	(2) Commissions to STK 952,308
(3) Project Funding to STK 96,824	(3) Project Funding to STK 336,240	(3) Project Funding to STK 93,162
TOTAL to Stockton 1,085,163	TOTAL to Stockton 1,297,314.00	TOTAL to Stockton 1,045,470
2003	2004	2005
(1) Pari-Mutuel Distributions 3,740,288	(1) Pari-Mutuel Distributions 3,745,764	(1) Pari-Mutuel Distributions 4,041,057
(2) Commissions to STK 973,510	(2) Commissions to STK 946,206	(2) Commissions to STK 1,070,779
(3) Project Funding to STK 326,063	(3) Project Funding to STK 259,479	(3) Project Funding to STK 141,507
TOTAL to Stockton 1,299,573	TOTAL to Stockton 1,205,685	TOTAL to Stockton 1,212,286
2006	2007	2008
(1) Pari-Mutuel Distributions 3,675,197	(1) Pari-Mutuel Distributions 5,564,460	(1) Pari-Mutuel Distributions 4,008,030
(2) Commissions to STK 905,268	(2) Commissions to STK 1,326,475	(2) Commissions to STK 941,626
(3) Project Funding to STK 147,832	(3) Project Funding to STK 124,455	(3) Project Funding to STK 49,605
TOTAL to Stockton 1,053,100	TOTAL to Stockton 1,450,930	TOTAL to Stockton 991,231
2009	2000-2009	<p>\$39.5 Million - Pari-Mutuel Distributions Made by CARF on Behalf of San Joaquin County Fair</p> <p>\$10 Million - Pari-Mutuel Commissions Paid by CARF to San Joaquin County Fair</p> <p>\$1.6 Million - Project Funding Paid by CARF to San Joaquin County Fair</p>
(1) Pari-Mutuel Distributions 4,202,323	(1) Pari-Mutuel Distributions 39,456,104	
(2) Commissions to STK 933,664	(2) Commissions to STK 9,999,249	
(3) Project Funding to STK 45,250	(3) Project Funding to STK 1,620,417	
TOTAL to Stockton 978,914	TOTAL to Stockton 11,619,666	



	Stockton 2009	Stockton 2008	Stockton 2007	Stockton 2006	Stockton 2005	Stockton 2004	Stockton 2003	Stockton 2002	Stockton 2001	Stockton 2000
REVENUE:	6/18-6/28	9/3-9/14	6/13-6/24	6/15-6/26	6/15-6/26	6/16-6/27	6/11-6/22	06/12 - 06/23	06/13 - 06/24	06/14 - 06/25
Takeout	3,487,381	3,408,494	4,786,482	2,877,394	3,238,026	3,116,391	3,078,325	2,989,150	3,088,624	3,083,320
Programs	29,678	29,894	40,246	23,798	27,524	23,616	25,688	14,859	15,062	19,142
Overlap/Redistribute				204,301	227,457	206,109	240,767	254,418	249,522	227,994
Intra Outs/Refunds	27,569	29,384	43,847	16,283	17,096	16,454	15,784	11,467	15,343	10,461
Rights Fees	27,056	27,572	31,303	14,848	17,158	8,692	9,819	13,910	5,758	17,820
Misc Revenue	7,564	4,646	8,925	6,403	6,295	6,750	6,961	7,482	8,724	6,462
Supplemental Purses	83,460	52,700	85,120	167,855	70,220	122,712	164,395	78,190	142,767	117,776
Decoder Revenue	23,393	16,005	23,907	12,160	6,333	5,988	6,279	5,738	6,508	13,345
Share On Track Expenses	(1,781)	(1,890)	(1,847)	(1,915)	(1,657)	(3,479)	(1,563)	89	(189)	
AB509 International Los Alamitos					24,595					
Playfair/Claims/Other					3,169				(1,838)	
ADW California & Exports	518,003	441,225	546,477	354,071	404,840	242,531	193,834	77,080		
Total	4,202,323	4,008,030	5,564,460	3,675,197	4,041,057	3,745,764	3,740,288	3,452,383	3,530,282	3,496,320
DISTRIBUTED:										
F&E Fund 19614d/License	166,484	155,497	235,565	150,744	170,797	175,975	181,230	181,522	187,983	196,857
Rfee License Fee	2,165	2,206	2,504	1,188	1,373	695	785	1,113	461	1,426
Commingle Guest O/S	884,099	783,211	1,091,075	692,891	805,915	693,461	644,391	524,732	568,624	467,109
Interstate Host	141,538	140,319	205,946	96,475	75,887	82,400	87,371	87,479	81,158	72,042
Location Fee	210,889	206,226	295,951	166,248	170,021	183,142	187,988	193,611	197,819	212,025
Promotion	42,417	43,119	61,537	34,291	35,217	37,892	38,913	40,053	41,187	43,841
City/County	38,593	37,984	55,720	32,750	34,793	37,037	38,311	39,106	39,996	41,882
Stabling/Vanning	127,250	123,966	176,920	80,583	82,760	89,047	91,445	70,092	72,077	76,722
Equine Lab	11,695	11,510	16,885	9,924	10,543	11,224	11,610	11,850	12,121	12,692
Owners	8,688	8,499	12,431	7,762	8,113	8,784	9,063	9,612	9,856	10,346
Breeders	61,110	59,891	87,448	51,449	54,928	57,253	58,695	59,134	60,375	62,673
Rfee Breeders	747	761	864	410	474	240	271	384	159	492
ADW DISTRIBUTED:										
DIR	1,077	906	1,208	789	914	548	448	2		
Equine	3,949	3,323	4,429	2,894	3,353	2,008	1,643	7		
Backstretch	5,924	4,984	6,643	4,342	5,029	3,011	2,464	1,033		
Location Fees	71,805	45,912	80,525	52,626	60,957	36,501	29,865	12,517		
Retirement Fund	10,768	9,056								
AB480		14,504								
Workers Comp (CA & Exports)	6,646	5,449	6,586	4,313	4,341	3,155				
Breeders (CA & Exports)	21,249	19,377	22,710	12,764	16,298	9,693	7,722	3,098		
License Fee on exports	2,084	2,028	1,199	1,004	1,248	836	650	153		
MOVED TO PURSE ACCT										
Purses Generated	559,075	575,803	785,288	504,061	612,638	568,087	576,015	588,335	602,479	616,726
Excess 6%	107,880	130,147	239,519	144,103	162,018	174,202	195,422	207,068	235,428	242,908
Rfees	12,072	12,303	13,967	6,625	7,656	3,878	4,381	6,207	2,569	7,951
Misc Revenue	3,782	2,323	4,463	3,202	3,147	3,375	3,480	3,741	4,362	3,231
Decoder Revenue	11,696	8,003	11,954	6,080	3,167	2,994	3,140	2,869	3,254	6,673
Intra Outs/Refunds	13,784	14,692	21,924	8,141	8,548	8,227	7,892	5,733	7,671	5,230
Ovrpmt/Track Comm	0	0	0	0	0	0	0	0	(85)	0
Supplemental	0	0	0	78,115	0	61,597	85,820	0	67,967	47,326
Performance	83,460	52,700	85,120	89,740	70,220	61,115	78,575	78,190	74,800	70,450
AB 701 W/C	40,462	37,387	53,215	35,132	41,644	41,263				
ADW - Purses (CA & Export)	196,781	167,826	212,366	138,430	157,188	93,846	75,886	30,270		
PAID TO TRACK:										
Commissions Generated	474,055	498,951	676,360	433,449	530,201	499,608	512,258	534,187	549,936	571,568
Redistribute				77,599	95,181	78,017	90,314	98,903	97,517	90,410
Out of State	84,775	79,347	109,080	67,972	76,312	62,835	57,343	48,657	47,386	41,226
Excess 6%	107,880	130,147	239,519	144,103	162,018	174,202	195,422	207,068	235,428	242,908
RFees	12,072	12,303	13,967	6,625	7,656	3,878	4,381	6,207	2,569	7,951
Misc Revenue	3,782	2,323	4,463	3,202	3,147	3,375	3,480	3,741	4,362	3,231
Decoder Revenue	11,696	8,003	11,954	6,080	3,167	2,994	3,140	2,869	3,254	6,673
Intra Outs/Refunds	13,784	14,692	21,924	8,141	8,548	8,227	7,892	5,733	7,671	5,230
Simulcast Expense (ncot)	420,490	386,489	444,023	352,853	361,092	348,072	343,301	342,166	298,948	309,381
Track Programs	29,678	29,894	40,246	23,798	27,524	23,616	25,688	14,859	15,062	19,142
Ontrack Expenses	(1,781)	(1,890)	(1,847)	(1,915)	(1,657)	(3,479)	(1,563)	89	(189)	
ADW - Track (CA & Export)	197,721	167,859	210,810	136,909	155,511	92,930	75,152			
Rounding Adjustment	0	1	0	0	2	4	4	4	(0)	0
Racing Audit Adj	0	0	0	(694)	3,169	0	0	(7)	(85)	0
Playfair/Claims/Other	(0)	0	0	0	0	0	0	29,997	(1,838)	0
	4,202,323	4,008,030	5,564,460	3,675,197	4,041,057	3,745,764	3,740,288	3,452,383	3,530,282	3,496,320
Total Purses	1,028,994	1,001,184	1,427,815	1,013,629	1,066,225	1,018,584	1,030,612	922,413	998,446	1,000,496
Total Commissions	933,663	941,629	1,326,475	905,268	1,070,779	946,206	973,510	952,308	961,074	988,339

California Authority of Racing Fairs

Cumulative Funding Disbursements to San Joaquin County Fair 2000-2009

	<u>2000</u>	<u>2001</u>	<u>2002</u>	<u>2003</u>	<u>2004</u>	<u>2005</u>	<u>2006</u>	<u>2007</u>	<u>2008</u>	<u>2009</u>	<u>TOTALS</u>
Infotext Funds	\$23,076										\$23,076
LOU1 Area Enhancements											\$0
Equipment Replacement Fund	\$998	\$1,990	\$47,912	\$90,813	\$5,618	\$11,326	\$6,782	\$9,830	\$4,355	\$0	\$179,625
SWF upgrades											
SWF upgrades	\$72,750										\$72,750
SWF Million alloc funds						\$59,121	\$3,300				\$62,421
Backstretch Improvements											
Restrooms 2000-2001 exp		\$149,764									\$149,764
Horsebarn restrooms		\$44,236									\$44,236
Restrooms		\$95,000									\$95,000
Tackrooms				\$190,000							\$190,000
Jock's room,masonry wall					\$208,611						\$208,611
SWF upgrades						\$25,811					\$25,811
Asphalt project							\$92,500				\$92,500
Grandstand painting,fencing								\$69,375			\$69,375
Racetrack Maintenance											
		\$45,250	\$45,250	\$45,250	\$45,250	\$45,250	\$45,250	\$45,250	\$45,250	\$45,250	\$407,250
Total Funding	\$96,824	\$336,240	\$93,162	\$326,063	\$259,479	\$141,507	\$147,832	\$124,455	\$49,605	\$45,250	\$1,620,419

CALIFORNIA AUTHORITY OF RACING FAIRS

PROJECT FUNDING & PARI-MUTUEL DISTRIBUTIONS

ALAMEDA COUNTY FAIR

(1) PARI-MUTUEL DISTRIBUTIONS MADE BY CARF ON
BEHALF OF THE ALAMEDA COUNTY FAIR

(2) PARI-MUTUEL COMMISSIONS PAID TO ALAMEDA COUNTY FAIR

(3) PROJECT FUNDING PAID TO ALAMEDA COUNTY FAIR

2000-2009

2000		2001		2002	
(1) Pari-Mutuel Distributions	7,451,826	(1) Pari-Mutuel Distributions	7,081,988	(1) Pari-Mutuel Distributions	6,878,892
(2) Commissions to PLN	1,937,518	(2) Commissions to PLN	1,844,663	(2) Commissions to PLN	1,752,821
(3) Project Funding to PLN	72,750	(3) Project Funding to PLN	243,627	(3) Project Funding to PLN	284,643
TOTAL to Pleasanton	2,010,268	TOTAL to Pleasanton	2,088,290	TOTAL to Pleasanton	2,037,464

2003		2004		2005	
(1) Pari-Mutuel Distributions	6,929,459	(1) Pari-Mutuel Distributions	7,320,151	(1) Pari-Mutuel Distributions	7,645,223
(2) Commissions to PLN	1,708,203	(2) Commissions to PLN	1,747,421	(2) Commissions to PLN	1,949,332
(3) Project Funding to PLN	337,744	(3) Project Funding to PLN	86,004	(3) Project Funding to PLN	329,497
TOTAL to Pleasanton	2,045,947	TOTAL to Pleasanton	1,833,425	TOTAL to Pleasanton	2,278,829

2006		2007		2008	
(1) Pari-Mutuel Distributions	7,186,185	(1) Pari-Mutuel Distributions	7,773,382	(1) Pari-Mutuel Distributions	6,848,934
(2) Commissions to PLN	1,668,428	(2) Commissions to PLN	1,861,089	(2) Commissions to PLN	1,605,554
(3) Project Funding to PLN	125,941	(3) Project Funding to PLN	88,579	(3) Project Funding to PLN	267,328
TOTAL to Pleasanton	1,794,369	TOTAL to Pleasanton	1,949,668	TOTAL to Pleasanton	1,872,882

2009	
(1) Pari-Mutuel Distributions	7,764,926
(2) Commissions to PLN	1,862,330
(3) Project Funding to PLN	68,110
TOTAL to Pleasanton	1,930,440

2000-2009	
(1) Pari-Mutuel Distributions	72,880,966
(2) Commissions to PLN	17,937,359
(3) Project Funding to PLN	1,904,223
TOTAL to Pleasanton	19,841,582

\$72.9 Million - Pari-Mutuel
Distributions Made by CARF
on Behalf of Alameda
County Fair

\$17.9 Million - Pari-Mutuel
Commissions Paid by CARF to
Alameda County Fair

\$1.9 Million - Project Funding
Paid by CARF to Alameda
County Fair



	Pleasanton 2009	Pleasanton 2008	Pleasanton 2007	Pleasanton 2006	Pleasanton 2005	Pleasanton 2004	Pleasanton 2003	Pleasanton 2002	Pleasanton 2001	Pleasanton 2000
<u>REVENUE:</u>	7/1-7/19	6/25-7/6	6/27-7/8	6/29-7/10	6/29-7/10	6/30-7/11	06/25 - 07/06	06/26 - 07/07	06/27 - 07/08	06/28 - 07/09
Takeout	6,616,654	5,952,373	6,813,405	6,406,893	6,772,674	6,665,986	6,409,654	6,515,611	6,879,911	7,242,171
Programs	45,828	38,506	47,858	42,273	48,239	53,839	56,462	31,187	33,325	36,248
Overlap/Redistribute										
Intra Outs/Refunds	47,742	70,209	48,501	45,689	35,971	37,601	54,045	48,930	51,713	34,870
Rights Fees	54,685	38,965	38,093	33,484	33,292	27,335	23,653	20,180	3,814	18,288
Misc Revenue	10,956	5,931	8,605	8,674	8,017	8,521	9,650	10,129	14,016	8,108
Supplemental Purses	130,040	80,000	104,825	116,000	84,160	71,560	88,025	91,465	87,350	95,100
Decoder Revenue	40,421	21,327	26,275	26,992	14,691	14,493	14,005	13,067	16,046	17,041
Share On Track Expenses	(2,899)	(1,942)	(2,630)	(2,608)	(673)	(5,468)	(2,830)	(1,059)	(1,123)	0
AB509 International Los Alamitos	0	0	0	0	42,575	0	0	0	0	0
Playfair/Claims/Other	0	0	0	0	0	0	8,814	0	(3,065)	0
ADW California & Exports	821,500	643,566	688,449	508,787	521,978	352,111	267,982	149,382	0	0
Total	7,764,926	6,848,934	7,773,382	7,186,185	7,560,924	7,225,978	6,929,459	6,878,892	7,081,988	7,451,826
<u>DISTRIBUTED:</u>										
F&E Fund 19614d/License	79,870	294,938	340,039	319,526	343,737	351,152	351,023	372,203	399,496	429,086
F&E Recapture	8,137	0	0	0	0	0	0	0	0	0
CHRB Support	105,057	0	0	0	0	0	0	0	0	0
Rfee License Fee	0	3,117	3,047	2,679	2,663	2,187	1,892	1,614	305	1,463
Sec 19601.2(a)										
Commingle Guest O/S	1,724,173	1,603,504	1,712,943	1,695,068	1,626,359	1,613,430	1,467,177	1,282,740	1,260,039	1,414,375
Interstate Host	240,997	185,680	222,842	209,677	176,936	197,288	194,063	196,316	199,860	175,297
Location Fee	334,382	298,681	353,120	327,876	331,310	349,263	360,000	378,369	404,993	417,441
Promotion	71,160	65,047	78,512	71,932	74,148	76,674	79,069	83,557	89,624	91,678
City/County	71,850	65,411	76,768	70,968	75,291	76,766	78,058	83,193	89,436	93,170
Stabling/Vanning	213,480	187,011	225,722	169,041	174,248	180,185	185,812	146,224	156,844	160,437
Equine Lab	21,773	19,822	23,263	21,506	22,816	23,263	23,654	25,211	27,102	28,234
Owners	16,068	14,600	16,849	15,761	16,759	17,123	17,418	18,625	20,070	21,020
Breeders	118,130	103,725	121,403	111,873	117,496	119,824	120,547	127,288	135,756	141,326
Rfee Breeders	1,641	1,075	1,051	924	919	754	653	557	105	505
<u>ADW DISTRIBUTED:</u>										
DIR	1,634	1,284	1,484	1,132	1,177	773	613	4	0	0
Equine	5,992	4,709	5,441	4,150	4,317	2,834	2,249	13	0	0
Backstretch	8,989	7,063	8,161	6,225	6,476	4,251	3,373	1,980	0	0
Location Fees	108,953	85,613	98,926	75,449	78,493	51,530	40,887	23,996	0	0
Retirement Fund	16,334	12,830	0	0	0	0	0	0	0	0
AB480	0	0	0	0	0	0	0	0	0	0
Workers Comp (CA & Exports)	11,034	11,763	10,757	6,867	6,517	5,222	0	0	0	0
Breeders (CA & Exports)	32,358	25,442	27,625	18,019	20,391	14,029	10,578	5,887	0	0
License Fee on exports	0	4,216	2,378	1,933	1,945	1,848	1,068	296	0	0
F&E	179	0	0	0	0	0	0	0	0	0
CHRB Support	2,311	0	0	0	0	0	0	0	0	0
<u>MOVED TO PURSE ACCT</u>										
Purses Generated	1,177,574	1,040,170	1,197,423	1,125,047	1,317,666	1,221,859	1,180,660	1,282,759	1,385,550	1,458,827
License SB16	64,706	0	0	0	0	0	0	0	0	0
Overlap/Redistribute 19601.2(a)										
Excess 6%	202,867	233,130	307,307	264,842	273,971	306,279	326,327	353,658	406,164	426,992
Rfees	26,522	17,386	16,997	14,941	14,855	12,197	10,554	9,004	1,702	8,160
Misc Revenue	5,478	2,966	4,303	4,337	4,008	4,261	4,825	5,064	7,008	4,054
Decoder Revenue	20,211	10,663	13,138	13,496	7,346	7,246	7,002	6,533	8,023	8,521
Intra Outs/Refunds	23,871	35,104	24,250	22,844	17,985	18,801	27,022	24,465	25,856	17,435
Supplemental	0	0	0	0	0	0	0	0	0	0
Performance	130,040	80,000	104,825	116,000	84,160	71,560	88,025	91,465	87,350	95,100
AB 701 W/C	76,028	72,281	82,162	77,396	84,256	83,636	0	0	0	0
ADW - Purses (CA & Export)	319,140	246,701	268,494	198,953	202,789	136,637	105,325	59,017	0	0
<u>PAID TO TRACK:</u>										
Commissions Generated	1,000,064	881,666	1,022,339	966,992	1,164,519	1,065,788	1,045,183	1,155,585	1,265,179	1,331,319
License SB16	64,706	0	0	0	0	0	0	0	0	0
Redistribute	0	0	0	0	0	0	0	0	0	0
Out of State	161,107	144,131	162,344	145,249	134,910	139,617	120,954	110,195	101,759	104,790
Excess 6%	202,867	233,130	307,307	264,842	273,971	306,279	326,327	353,658	406,164	426,992
RFees	26,522	17,386	16,997	14,941	14,855	12,197	10,554	9,004	1,702	8,160
Misc Revenue	5,478	2,966	4,303	4,337	4,008	4,261	4,825	5,064	7,008	4,054
Decoder Revenue	20,211	10,663	13,138	13,496	7,346	7,246	7,002	6,533	8,023	8,521
Intra Outs/Refunds	23,871	35,104	24,250	22,844	17,985	18,801	27,022	24,465	25,856	17,435
Simulcast Expense (ncot)	661,668	509,446	563,065	549,297	606,855	537,559	533,381	546,033	532,040	521,187
Track Programs	45,828	38,506	47,858	42,273	48,239	53,839	56,462	31,187	33,325	36,248
Ontrack Expenses	(2,899)	(1,942)	(2,630)	(2,608)	(673)	(5,468)	(2,830)	(1,059)	(1,123)	0
ADW - Track (CA & Export)	314,575	243,942	265,183	196,061	199,872	134,984	103,886	58,178	0	0
Rounding Adjustment	(10)	1	0	0	1	4	4	11	(0)	0
Racing Audit Adj	0	0	0	0	0	0	0	0	(166)	0
Playfair/Claims/Other	0	0	0	0	0	0	8,814	0	(3,065)	0
	7,764,926	6,848,934	7,773,382	7,186,185	7,560,924	7,225,978	6,929,459	6,878,892	7,081,988	7,451,826
Total Purses	2,046,437	1,738,401	2,018,898	1,837,857	2,007,036	1,862,475	1,749,741	1,831,966	1,921,653	2,019,088
Total Commissions	1,862,319	1,605,554	1,861,089	1,668,428	1,865,033	1,737,547	1,708,203	1,752,821	1,844,663	1,937,518

California Authority of Racing Fairs

Cumulative Funding Disbursements to Alameda County Fair 2000-2009

	<u>2000</u>	<u>2001</u>	<u>2002</u>	<u>2003</u>	<u>2004</u>	<u>2005</u>	<u>2006</u>	<u>2007</u>	<u>2008</u>	<u>2009</u>	<u>TOTALS</u>
Infotext Funds											
											\$0
											\$5,000
LOU1 Area Enhancements					\$5,000						
Equipment Replacement Fund		\$94,386	\$118,803	\$37,937	\$2,606	\$32,783	\$7,851	\$15,799	\$15,359	\$22,860	\$348,384
SWF upgrades											
SWF upgrades	\$72,750										\$72,750
SWF Million alloc funds					\$33,148	\$42,991					\$76,139
Backstretch Improvements											
Bathroom upgrades		\$103,991									\$103,991
Horse Racks			\$83,513								\$83,513
Waste Water			\$37,077								\$37,077
Barn Roofs				\$254,557							\$254,557
Horse Barn						\$19,310					\$19,310
Barns Restroom						\$57,690					\$57,690
Paddock						\$131,474					\$131,474
Jockey Club House							\$72,840				\$72,840
Froehlich,Kow&Gong -TB study								\$27,530			\$27,530
Alameda Study									\$17,756		\$17,756
Main Well Capital Improvement									\$71,108		\$71,108
Hay Covers									\$19,853		\$19,853
Auxiliary Well/Bridal Path									\$92,157		\$92,157
Grandstand Lighting									\$5,845		\$5,845
Racetrack Maintenance											
		\$45,250	\$45,250	\$45,250	\$45,250	\$45,250	\$45,250	\$45,250	\$45,250	\$45,250	\$407,250
Total Funding	\$72,750	\$243,627	\$284,643	\$337,744	\$86,004	\$329,497	\$125,941	\$88,579	\$267,328	\$68,110	\$1,904,222

CALIFORNIA AUTHORITY OF RACING FAIRS

PROJECT FUNDING & PARI-MUTUEL DISTRIBUTIONS

SOLANO COUNTY FAIR

(1) PARI-MUTUEL DISTRIBUTIONS MADE BY CARF ON BEHALF OF THE SOLANO COUNTY FAIR

(2) PARI-MUTUEL COMMISSIONS PAID TO SOLANO COUNTY FAIR (3) PROJECT FUNDING PAID TO SOLANO COUNTY FAIR 2000-2009

2000	2001	2002
(1) Pari-Mutuel Distributions 7,010,390	(1) Pari-Mutuel Distributions 6,861,755	(1) Pari-Mutuel Distributions 6,420,624
(2) Commissions to SOL 1677620	(2) Commissions to SOL 1,686,812	(2) Commissions to SOL 1,593,131
(3) Project Funding to SOL 260,991	(3) Project Funding to SOL 48,121	(3) Project Funding to SOL 202,188
TOTAL to Vallejo 1938611	TOTAL to Vallejo 1,734,933	TOTAL to Vallejo 1,795,319

2003	2004	2005
(1) Pari-Mutuel Distributions 6,282,938	(1) Pari-Mutuel Distributions 6,699,461	(1) Pari-Mutuel Distributions 6,658,853
(2) Commissions to SOL 1,487,039	(2) Commissions to SOL 1,511,328	(2) Commissions to SOL 1,544,044
(3) Project Funding to SOL 286,410	(3) Project Funding to SOL 291,816	(3) Project Funding to SOL 80,995
TOTAL to Vallejo 1,773,449	TOTAL to Vallejo 1,803,144	TOTAL to Vallejo 1,625,039

2006	2007	2008
(1) Pari-Mutuel Distributions 6,249,389	(1) Pari-Mutuel Distributions 14,536,602	(1) Pari-Mutuel Distributions 5,842,714
(2) Commissions to SOL 1,423,819	(2) Commissions to SOL 3,230,587	(2) Commissions to SOL 1,329,792
(3) Project Funding to SOL 106,777	(3) Project Funding to SOL 146,413	(3) Project Funding to SOL 125,357
TOTAL to Vallejo 1,530,596	TOTAL to Vallejo 3,377,000	TOTAL to Vallejo 1,455,149

2009	2000-2009
(1) Pari-Mutuel Distributions 2,556,790	(1) Pari-Mutuel Distributions 69,119,516
(2) Commissions to SOL 595,478	(2) Commissions to SOL 16,079,650
(3) Project Funding to SOL 68,217	(3) Project Funding to SOL 1,617,285
TOTAL to Vallejo 663,695	TOTAL to Vallejo 17,696,935



\$69.1 Million - Pari-Mutuel
Distributions Made by CARF
on Behalf of Solano
County Fair

\$16.1 Million - Pari-Mutuel
Commissions Paid by CARF to
Solano County Fair

\$1.6 Million - Project Funding
Paid by CARF to Solano
County Fair

	Solano 2009	Solano 2008	Wine Country 2007	Solano 2006	Solano 2005	Solano 2004	Solano 2003	Solano 2002	Solano 2001	Solano 2000
REVENUE:	7/22-7/26	7/9-7/21	7/11-8/6	7/13-7/25	7/13-7/25	7/14-7/26	07/9 - 07/20	07/10 - 07/21	07/11 - 07/23	07/12 - 07/24
Takeout	2,142,336	5,052,154	12,865,483	5,529,972	5,944,774	6,189,122	5,803,102	5,975,648	6,659,189	6,799,475
Programs	16,704	40,144	91,564	41,424	46,239	51,777	55,186	64,516	37,205	38,435
Overlap/Redistribute										
Intra Outs/Refunds	45,422	33,963	73,888	46,518	32,233	29,149	36,274	94,089	31,398	32,287
Rights Fees	21,152	37,758	76,944	31,769	31,687	26,934	22,453	22,940	16,439	19,951
Misc Revenue	3,292	6,833	18,771	8,486	6,838	7,415	7,621	9,879	10,727	7,554
Supplemental Purses	43,920	76,780	220,235	118,900	87,930	76,790	89,525	94,950	95,175	101,100
Decoder Revenue	11,892	20,395	45,117	22,919	12,073	11,978	11,581	11,827	13,762	11,588
Share On Track Expenses	(1,196)	(2,216)	(4,862)	(2,041)	(1,777)	(6,012)	(1,923)	(288)	(235)	0
AB509 International Los Alamitos					20,039					
Playfair/Claims/Other	0	0	0	0	0	0	0	0	(1,905)	0
ADW California & Exports	273,268	576,903	1,149,462	451,442	478,817	312,308	259,120	147,063	0	0
Total	2,556,790	5,842,714	14,536,602	6,249,389	6,658,853	6,699,461	6,282,938	6,420,624	6,861,755	7,010,390
DISTRIBUTED:										
F&E Fund 19614d/License	19,804	232,406	595,143	259,877	283,371	297,098	295,954	311,515	353,898	362,760
F&E Recapture	2,566	0	0	0	0	0	0	0	0	0
CHRB Support	33,129	0	0	0	0	0	0	0	0	0
Rfee License Fee	0	3,021	6,156	2,542	2,535	2,155	1,796	1,835	1,315	1,596
Sec 19601.2(a)										
Commingle Guest O/S	612,711	1,357,571	3,859,916	1,503,061	1,589,646	1,750,313	1,549,045	1,399,943	1,525,508	1,751,131
Interstate Host	70,256	174,325	391,337	176,847	158,016	158,863	158,809	175,225	167,381	130,305
Location Fee	120,945	301,309	656,678	323,026	330,889	341,836	338,914	371,678	412,320	400,753
Promotion	24,555	61,326	138,677	67,375	69,569	72,047	70,822	77,671	86,657	83,934
City/County	22,306	54,457	131,078	59,699	63,215	65,675	64,729	70,375	79,356	77,765
Stabling/Vanning	73,666	176,313	398,696	158,331	163,486	169,312	166,431	135,925	151,650	146,885
Equine Lab	6,760	16,502	39,722	18,091	19,156	19,902	19,615	21,326	24,047	23,566
Owners	4,916	12,031	29,283	13,470	14,265	14,898	14,660	16,190	18,040	18,074
Breeders	37,111	86,517	211,183	94,562	99,733	104,050	101,414	109,137	122,304	120,562
Rfee Breeders	635	1,042	2,124	877	875	743	620	633	454	551
ADW DISTRIBUTED:										
DIR	553	1,179	2,443	984	1,044	673	579	3	0	0
Equine	2,026	4,325	8,956	3,608	3,828	2,469	2,123	12	0	0
Backstretch	3,039	6,487	13,434	5,413	5,742	3,704	3,184	1,864	0	0
Location Fees	36,837	78,631	162,841	65,606	69,594	44,894	38,597	22,597	0	0
Retirement Fund	5,522	11,786	0	0	0	0	0	0	0	0
AB480	0	0	0	0	0	0	0	0	0	0
Workers Comp (CA & Exports)	4,347	9,502	17,554	6,313	6,513	4,950	0	0	0	0
Breeders (CA & Exports)	11,700	22,895	45,366	17,748	19,768	12,736	10,683	6,070	0	0
License Fee on exports	0	3,238	5,859	1,601	1,763	1,516	1,073	282	0	0
F&E	48	0	0	0	0	0	0	0	0	0
CHRB Support	617	0	0	0	0	0	0	0	0	0
MOVED TO PURSE ACCT										
Purses Generated	339,189	798,628	2,093,241	886,870	1,017,585	1,017,168	980,799	1,060,632	1,210,063	1,214,112
License SB16	20,404	0	0	0	0	0	0	0	0	0
Overlap/Redistribute 19601.2(a)										
Excess 6%	75,527	225,153	514,640	266,179	257,381	292,207	314,979	341,728	408,359	393,952
Rfees	10,259	16,847	34,332	14,175	14,139	12,018	10,018	10,236	7,335	8,902
Misc Revenue	1,646	3,417	9,385	4,243	3,419	3,708	3,811	4,939	5,364	3,777
Decoder Revenue	5,946	10,197	22,559	11,459	6,036	5,989	5,790	5,913	6,881	5,794
Intra Outs/Refunds	22,711	16,982	36,944	23,259	16,117	14,574	18,137	47,045	15,699	16,144
Supplemental	0	0	0	0	0	0	0	0	0	0
Performance	43,920	76,780	220,235	118,900	87,930	76,790	89,525	94,950	95,175	101,100
AB 701 W/C	26,275	59,789	158,769	68,067	75,033	80,809	0	0	0	0
ADW - Purses (CA & Export)	104,117	220,682	448,597	175,119	185,356	120,735	101,419	58,156	0	0
PAID TO TRACK:										
Commissions Generated	282,277	677,771	1,735,807	757,190	882,457	868,795	852,989	939,472	1,084,075	1,076,838
License SB16	20,404	0	0	0	0	0	0	0	0	0
Redistribute	0	0	0	0	0	0	0	0	0	0
Out of State	56,738	123,318	345,807	132,881	134,823	147,641	126,591	121,493	124,074	133,779
Excess 6%	75,527	225,153	514,640	266,179	257,381	292,207	314,979	341,728	408,359	393,952
Rfees	10,259	16,847	34,332	14,175	14,139	12,018	10,018	10,236	7,335	8,902
Misc Revenue	1,646	3,417	9,385	4,243	3,419	3,708	3,811	4,939	5,364	3,777
Decoder Revenue	5,946	10,197	22,559	11,459	6,036	5,989	5,790	5,913	6,881	5,794
Intra Outs/Refunds	22,711	16,982	36,944	23,259	16,117	14,574	18,137	47,045	15,699	16,144
Simulcast Expense (ncot)	217,275	469,583	1,050,867	478,268	548,806	496,300	432,371	481,611	483,137	471,108
Track Programs	16,704	40,144	91,564	41,424	46,239	51,777	55,186	64,516	37,205	38,435
Ontrack Expenses	(1,196)	(2,216)	(4,862)	(2,041)	(1,777)	(6,012)	(1,923)	(288)	(235)	0
ADW - Track (CA & Export)	104,462	218,178	444,410	175,049	185,210	120,626	101,458	58,060	0	0
Rounding Adjustment	(3)	1	1	0	1	4	4	18	(0)	0
Racing Audit Adj									(39)	
Playfair/Claims/Other	0	0	0	0	0	0	0	0	(1,905)	0
	2,556,790	5,842,714	14,536,602	6,249,389	6,658,853	6,699,461	6,282,938	6,420,624	6,861,755	7,010,390
Total Purses	649,995	1,428,476	3,538,702	1,568,271	1,662,994	1,623,999	1,524,478	1,623,599	1,748,876	1,743,781
Total Commissions	595,475	1,329,792	3,230,587	1,423,819	1,544,044	1,511,328	1,487,039	1,593,131	1,686,812	1,677,620

California Authority of Racing Fairs

Cumulative Funding Disbursements to Solano County Fair 2000-2009

	<u>2000</u>	<u>2001</u>	<u>2002</u>	<u>2003</u>	<u>2004</u>	<u>2005</u>	<u>2006</u>	<u>2007</u>	<u>2008</u>	<u>2009</u>	<u>TOTALS</u>
LOU1 Area Enhancements	\$184,998										\$184,998
Equipment Replacement Fund	\$3,243	\$2,871	\$225	\$1,669	\$67,983	\$2,294	\$567	\$544	\$437	\$22,967	\$102,801
SWF upgrades	\$72,750										\$72,750
Backstretch Improvements											
RV Spaces			\$31,407								\$31,407
Restroom/shower,stable area housing			\$125,306								\$125,306
Backstretch Electrical				\$23,338							\$23,338
Horsestall Footing				\$51,356							\$51,356
Horsebarn				\$164,797							\$164,797
Backstretch					\$71,982						\$71,982
Water/Sewer for Restrooms					\$54,923						\$54,923
Wash Racks/ Restrooms					\$51,678						\$51,678
Pumps/Stall repairs						\$9,287					\$9,287
Stall, drain, Jockey Kitchen						\$24,163					\$24,163
Froehlich, Kow & Gong Solano Study							\$16,739				\$16,739
Drainage, Electrical, Paving							\$44,220				\$44,220
Froehlich, Kow & Gong Solano Harness Study								\$29,029			\$29,029
Wash Rack repairs								\$32,499			\$32,499
Stall improvements/ Vanning & Stabling								\$39,092			\$39,092
Froehlich, Kow & Gong Solano Harness Study									\$1,000		\$1,000
Refurbished Jockey Kitchen, Racing patio									\$51,779		\$51,779
RV Electrical									\$26,891		\$26,891
Racetrack Maintenance											
		\$45,250	\$45,250	\$45,250	\$45,250	\$45,250	\$45,250	\$45,250	\$45,250	\$45,250	\$407,250
Total Funding	\$260,991	\$48,121	\$202,188	\$286,410	\$291,816	\$80,995	\$106,777	\$146,413	\$125,357	\$68,217	\$1,617,284

CALIFORNIA AUTHORITY OF RACING FAIRS

PROJECT FUNDING & PARI-MUTUEL DISTRIBUTIONS

SONOMA COUNTY FAIR

(1) PARI-MUTUEL DISTRIBUTIONS MADE BY CARF ON BEHALF OF THE SONOMA COUNTY FAIR

(2) PARI-MUTUEL COMMISSIONS PAID TO SONOMA COUNTY FAIR

(3) PROJECT FUNDING PAID TO SONOMA COUNTY FAIR

2000-2009

2000	2001	2002
(1) Pari-Mutuel Distributions 8,406,206	(1) Pari-Mutuel Distributions 7,677,473	(1) Pari-Mutuel Distributions 7,862,315
(2) Commissions to SR 2,069,321	(2) Commissions to SR 1,958,593	(2) Commissions to SR 2,000,666
(3) Project Funding to SR 124,361	(3) Project Funding to SR 242,968	(3) Project Funding to SR 58,680
TOTAL to Santa Rosa 2,193,682	TOTAL to Santa Rosa 2,201,561	TOTAL to Santa Rosa 2,059,346
2003	2004	2005
(1) Pari-Mutuel Distributions 7,659,677	(1) Pari-Mutuel Distributions 8,215,653	(1) Pari-Mutuel Distributions 8,368,804
(2) Commissions to SR 1,947,818	(2) Commissions to SR 2,005,668	(2) Commissions to SR 2,001,137
(3) Project Funding to SR 296,127	(3) Project Funding to SR 79,878	(3) Project Funding to SR 425,613
TOTAL to Santa Rosa 2,243,945	TOTAL to Santa Rosa 2,085,546	TOTAL to Santa Rosa 2,426,750
2006	2007	2008
(1) Pari-Mutuel Distributions 8,150,674	(1) Pari-Mutuel Distributions 14,536,602	(1) Pari-Mutuel Distributions 7,457,266
(2) Commissions to SR 1,858,869	(2) Commissions to SR 3,230,587	(2) Commissions to SR 1,703,499
(3) Project Funding to SR 369,851	(3) Project Funding to SR 141,325	(3) Project Funding to SR 58,659
TOTAL to Santa Rosa 2,228,720	TOTAL to Santa Rosa 3,371,912	TOTAL to Santa Rosa 1,762,158
2009	2000-2009	<p>\$84.2 Million - Pari-Mutuel Distributions Made by CARF on Behalf of Sonoma County Fair</p> <p>\$20.2 Million - Pari-Mutuel Commissions Paid by CARF to Sonoma County Fair</p> <p>\$1.85 Million - Project Funding Paid by CARF to Sonoma County Fair</p> <p>* Does not include \$1.5 Million loan from F&E for Turf Course, facilitated by CARF.</p>
(1) Pari-Mutuel Distributions 5,894,507	(1) Pari-Mutuel Distributions 84,229,177	
(2) Commissions to SR 1,423,305	(2) Commissions to SR 20,199,463	
(3) Project Funding to SR 48,066	(3) Project Funding to SR 1,845,528	
TOTAL to Santa Rosa 1,471,371	TOTAL to Santa Rosa 22,044,991	



	Sonoma 2009	Sonoma 2008	Wine Country 2007	Sonoma 2006	Sonoma 2005	Sonoma 2004	Sonoma 2003	Sonoma 2002	Sonoma 2001	Sonoma 2000
REVENUE:	7/29-8/9	7/23-8/4	7/11-8/6	7/27-8/8	7/27-8/8	7/28-8/9	07/23 - 08/04	07/24 - 08/05	07/25 - 08/06	07/26 - 08/07
Takeout	5,049,966	6,564,091	12,865,483	7,322,068	7,592,913	7,551,129	7,120,965	7,419,739	7,453,611	8,176,076
Programs	35,006	43,622	91,564	45,355	51,321	57,869	63,443	71,064	37,487	38,941
Overlap/Redistribute										
Intra Outs/Refunds	48,600	50,945	73,888	39,483	44,380	81,790	41,852	46,497	41,284	45,334
Rights Fees	31,826	43,170	76,944	35,248	30,571	27,483	23,683	21,873	21,101	19,951
Misc Revenue	6,310	6,975	18,771	8,560	6,486	8,181	7,388	9,060	14,753	6,253
Supplemental Purses	91,460	89,910	220,235	133,550	93,760	78,045	98,400	101,780	95,700	94,350
Decoder Revenue	26,933	22,624	45,117	24,804	13,513	14,237	13,563	12,362	14,008	13,557
Share On Track Expenses	(2,257)	(2,600)	(4,862)	(2,548)	(652)	(2,828)	(2,694)	(1,019)	(471)	0
AB509 International Los Alamitos	0	0	0	0	0	0	0	0	0	0
Playfair/Claims/Other	0	0	0	0	0	0	0	0	0	11,745
ADW California & Exports	606,663	638,529	1,149,462	544,154	536,513	399,746	293,078	180,959	0	0
Total	5,894,507	7,457,266	14,536,602	8,150,674	8,368,804	8,215,653	7,659,677	7,862,315	7,677,473	8,406,206
DISTRIBUTED:										
F&E Fund 19614d/License	60,961	314,852	595,143	354,959	387,143	392,407	390,506	402,535	422,477	443,831
F&E Recapture	6,148	0	0	0	0	0	0	0	0	0
CHRB Support	79,368	0	0	0	0	0	0	0	0	0
Rfee License Fee	0	3,454	6,156	2,820	2,446	2,199	1,895	1,750	1,688	1,596
Sec 19601.2(a)										
Commingle Guest O/S	1,389,318	1,895,791	3,859,916	2,167,955	1,975,991	1,899,695	1,584,994	1,713,735	1,591,091	2,113,290
Interstate Host	164,279	206,852	391,337	199,043	201,523	188,234	179,818	180,260	175,083	152,739
Location Fee	259,045	336,680	656,678	353,432	391,402	401,696	408,846	421,496	433,883	442,864
Promotion	53,667	69,921	138,677	75,762	84,002	85,730	87,003	89,810	91,941	93,443
City/County	53,795	68,989	131,078	75,997	84,083	85,178	86,435	88,745	91,923	93,861
Stabling/Vanning	160,999	201,023	398,696	178,041	197,404	201,466	204,457	157,168	160,897	163,526
Equine Lab	16,302	20,906	39,722	23,030	25,480	25,812	26,195	26,893	27,856	28,443
Owners	12,026	15,314	29,283	16,851	18,815	19,280	19,498	20,269	21,062	22,209
Breeders	88,992	110,473	211,183	121,314	132,394	133,104	133,125	137,060	141,172	145,292
Rfee Breeders	955	1,191	2,124	973	844	759	654	604	582	551
ADW DISTRIBUTED:										
DIR	1,215	1,285	2,443	1,157	1,155	871	653	4	0	0
Equine	4,455	4,711	8,956	4,241	4,235	3,192	2,394	15	0	0
Backstretch	6,683	7,067	13,434	6,362	6,352	4,788	3,592	2,251	0	0
Location Fees	80,100	85,245	162,841	77,113	76,997	58,042	43,535	27,286	0	0
Retirement Fund	12,142	12,842	0	0	0	0	0	0	0	0
AB480	902	417	0	0	0	0	0	0	0	0
Workers Comp (CA & Exports)	9,155	11,085	17,554	8,805	7,915	6,335	0	0	0	0
Breeders (CA & Exports)	23,826	25,080	45,366	20,847	20,596	15,331	11,270	7,102	0	0
License Fee on exports	0	4,673	5,859	2,775	2,864	1,924	1,370	516	0	0
F&E	156	0	0	0	0	0	0	0	0	0
CHRB Support	2,019	0	0	0	0	0	0	0	0	0
MOVED TO PURSE ACCT										
Purses Generated	876,691	1,103,532	2,093,241	1,272,383	1,378,609	1,376,209	1,355,759	1,425,172	1,467,908	1,552,936
License SB16	48,885	0	0	0	0	0	0	0	0	0
Overlap/Redistribute 19601.2(a)										
Excess 6%	188,173	269,886	514,640	297,570	336,486	372,552	391,340	406,051	427,934	455,163
Rfees	15,436	19,262	34,332	15,728	13,641	12,263	10,567	9,760	9,415	8,902
Misc Revenue	3,155	3,487	9,385	4,280	3,243	4,090	3,694	4,530	7,377	3,126
Decoder Revenue	13,467	11,312	22,559	12,402	6,756	7,118	6,781	6,181	7,004	6,778
Intra Outs/Refunds	24,300	25,472	36,944	19,742	22,190	40,895	20,926	23,248	20,642	22,667
Supplemental	0	0	0	0	0	0	0	0	0	0
Performance	91,460	89,910	220,235	133,550	93,760	78,045	98,400	101,780	95,700	94,350
AB 701 W/C	60,119	79,599	158,769	90,537	94,797	96,375	0	0	0	0
ADW - Purses (CA & Export)	234,367	244,411	448,597	212,848	209,489	155,546	115,788	72,375	0	0
PAID TO TRACK:										
Commissions Generated	735,562	921,927	1,735,807	1,075,328	1,189,799	1,199,325	1,208,401	1,266,597	1,314,744	1,372,738
License SB16	48,885	0	0	0	0	0	0	0	0	0
Redistribute	0	0	0	0	0	0	0	0	0	0
Out of State	129,938	169,417	345,807	181,007	171,445	160,666	130,884	142,845	134,463	161,006
Excess 6%	188,173	269,886	514,640	297,570	336,486	372,552	391,340	406,051	427,934	455,163
RFees	15,436	19,262	34,332	15,728	13,641	12,263	10,567	9,760	9,415	8,902
Misc Revenue	3,155	3,487	9,385	4,280	3,243	4,090	3,694	4,530	7,377	3,126
Decoder Revenue	13,467	11,312	22,559	12,402	6,756	7,118	6,781	6,181	7,004	6,778
Intra Outs/Refunds	24,300	25,472	36,944	19,742	22,190	40,895	20,926	23,248	20,642	22,667
Simulcast Expense (ncot)	428,651	509,043	1,050,867	541,292	587,054	540,849	522,365	535,051	523,246	491,319
Track Programs	35,006	43,622	91,564	45,355	51,321	57,869	63,443	71,064	37,487	38,941
Ontrack Expenses	(2,257)	(2,600)	(4,862)	(2,548)	(652)	(2,828)	(2,694)	(1,019)	(471)	0
ADW - Track (CA & Export)	231,641	241,712	444,410	210,006	206,909	153,714	114,472	71,400	0	0
Rounding Adjustment	(9)	0	1	0	1	4	3	9	0	0
Racing Audit Adj									(1)	
Playfair/Claims/Other	0	0	0	0	0	0	0	0	0	0
	5,894,507	7,457,266	14,536,602	8,150,674	8,368,804	8,215,653	7,659,677	7,862,315	7,677,473	8,406,206
Total Purses	1,556,052	1,846,873	3,538,702	2,059,039	2,158,971	2,143,094	2,003,255	2,049,097	2,035,979	2,143,923
Total Commissions	1,423,297	1,703,499	3,230,587	1,858,869	2,001,137	2,005,668	1,947,818	2,000,666	1,958,593	2,069,321

California Authority of Racing Fairs

Cumulative Funding Disbursements to Sonoma County Fair 2000-2009

	<u>2000</u>	<u>2001</u>	<u>2002</u>	<u>2003</u>	<u>2004</u>	<u>2005</u>	<u>2006</u>	<u>2007</u>	<u>2008</u>	<u>2009</u>	<u>TOTALS</u>
Infotext Funds							\$26,689	\$754	\$691		\$28,134
LOUI Area Enhancements	\$112,909					\$34,838					\$147,747
Equipment Replacement Fund	\$11,452	\$10,718	\$13,430	\$54,058	\$34,628	\$100,912	\$10,286	\$29,554	\$12,717	\$2,816	\$280,571
SWF upgrades											
SWF upgrades		\$37,000									\$37,000
SWF upgrades							\$35,750				\$35,750
SWF Million alloc funds							\$63,239				\$63,239
Backstretch Improvements											
Horsemen's Trailer Park upgrade		\$150,000									\$150,000
Trailer Park - Sonoma				\$107,740							\$107,740
New Fence				\$4,900							\$4,900
Tack Rooms				\$84,179							\$84,179
Turf Course at Sonoma						\$170,256					\$170,256
Turf Course tractor/mower						\$74,357					\$74,357
Grandstand ticket booth							\$50,000				\$50,000
Fire Sprinklers							\$15,000				\$15,000
Horsemen's Park							\$54,786				\$54,786
Trailer Lot							\$68,851				\$68,851
Turf Track Equipment								\$65,768			\$65,768
Racetrack Maintenance		\$45,250	\$45,250	\$45,250	\$45,250	\$45,250	\$45,250	\$45,250	\$45,250	\$45,250	\$407,250
Total Funding	\$124,361	\$242,968	\$58,680	\$296,127	\$79,878	\$425,613	\$369,851	\$141,325	\$58,659	\$48,066	\$1,845,528

NOTE: Does not include \$1.5 Million loan from F&E for Turf Course, facilitated by CARF May 2002.

CALIFORNIA AUTHORITY OF RACING FAIRS

PROJECT FUNDING & PARI-MUTUEL DISTRIBUTIONS

HUMBOLDT COUNTY FAIR

(1) PARI-MUTUEL DISTRIBUTIONS MADE BY CARF ON
BEHALF OF THE HUMBOLDT COUNTY FAIR

(2) PARI-MUTUEL COMMISSIONS PAID TO HUMBOLDT COUNTY FAIR

(3) PROJECT FUNDING PAID TO HUMBOLDT COUNTY FAIR

2000-2009

2000		2001		2002	
(1) Pari-Mutuel Distributions	730,266	(1) Pari-Mutuel Distributions	775,571	(1) Pari-Mutuel Distributions	792,123
(2) Commissions to FER	219,351	(2) Commissions to FER	241,349	(2) Commissions to FER	248,051
(3) Project Funding to FER	136,518	(3) Project Funding to FER	41,188	(3) Project Funding to FER	240,899
TOTAL to Ferndale	355,869	TOTAL to Ferndale	282,537	TOTAL to Ferndale	488,950

2003		2004		2005	
(1) Pari-Mutuel Distributions	732,397	(1) Pari-Mutuel Distributions	812,600	(1) Pari-Mutuel Distributions	874,193
(2) Commissions to FER	230,333	(2) Commissions to FER	237,687	(2) Commissions to FER	258,095
(3) Project Funding to FER	28,588	(3) Project Funding to FER	55,296	(3) Project Funding to FER	107,250
TOTAL to Ferndale	258,921	TOTAL to Ferndale	292,983	TOTAL to Ferndale	365,345

2006		2007		2008	
(1) Pari-Mutuel Distributions	879,482	(1) Pari-Mutuel Distributions	941,483	(1) Pari-Mutuel Distributions	918,309
(2) Commissions to FER	237,112	(2) Commissions to FER	259,682	(2) Commissions to FER	219,455
(3) Project Funding to FER	27,250	(3) Project Funding to FER	516,625	(3) Project Funding to FER	27,250
TOTAL to Ferndale	264,362	TOTAL to Ferndale	776,307	TOTAL to Ferndale	246,705

2009		2000-2009	
(1) Pari-Mutuel Distributions	1,132,348	(1) Pari-Mutuel Distributions	8,588,772
(2) Commissions to FER	257,631	(2) Commissions to FER	2,408,746
(3) Project Funding to FER	27,250	(3) Project Funding to FER	1,208,114
TOTAL to Ferndale	284,881	TOTAL to Ferndale	3,616,860

\$8.6 Million - Pari-Mutuel
Distributions Made by CARF
on Behalf of Humboldt
County Fair

\$2.4 Million - Pari-Mutuel
Commissions Paid by CARF to
Humboldt County Fair

\$1.2 Million - Project Funding
Paid by CARF to Humboldt
County Fair



	Humboldt 2009	Humboldt 2008	Humboldt 2007	Humboldt 2006	Humboldt 2005	Humboldt 2004	Humboldt 2003	Humboldt 2002	Humboldt 2001	Humboldt 2000
REVENUE:	8/14-8/23	8/7-8/17	8/9-8/19	8/11-8/21	8/11-8/21	8/12-8/22	08/07 - 08/17	08/08 - 08/18	08/09 - 08/19	08/10 - 08/20
Takeout	630,844	474,484	449,077	416,404	445,820	425,029	399,761	514,038	500,203	471,640
Programs	0	0	0	0	0	0	0	0	0	0
Overlap/Redistribute	55,616	77,538	86,759	86,706	91,563	89,770	92,140	99,899	97,496	93,629
Intra Outs/Refunds	0	0	0	0	0	0	0	0	0	0
Rights Fees	0	0	0	0	2,500	0	0	0	0	0
Misc Revenue	2,128	2,414	3,679	3,586	3,717	2,404	2,408	2,480	6,017	477
Supplemental Purses	259,758	240,937	239,813	257,695	218,133	208,234	179,850	169,802	171,988	164,522
Decoder Revenue	1,647	0	0	0	0	0	0	0	0	0
Share On Track Expenses	(1,191)	(1,327)	(1,180)	(1,115)	(865)	(3,074)	(834)	(141)	(133)	0
AB509 International Los Alamitos	0	0	0	0	0	0	0	0	0	0
Playfair/Claims/Other	0	0	0	0	0	0	4,911	0	0	0
ADW California & Exports	183,547	124,263	163,334	116,206	113,325	90,237	54,161	6,045	0	0
Total	1,132,348	918,309	941,483	879,482	874,193	812,600	732,397	792,123	775,571	730,266
DISTRIBUTED:										
F&E Fund 19614d/License	16,328	24,068	27,162	25,392	28,337	27,869	26,769	32,663	32,985	32,070
F&E Recapture	709	0	0	0	0	0	0	0	0	0
CHRB Support	9,155	0	0	0	0	0	0	0	0	0
Rfee License Fee	0	0	0	0	200	0	0	0	0	0
Sec 19601.2(a)										
Commingle Guest O/S	173,294	122,864	52,126	42,545	28,651	13,135	10,596	37,732	22,108	3,256
Interstate Host	8,958	0	0	0	0	0	0	0	0	0
Location Fee	24,283	16,601	21,250	20,317	24,013	25,293	23,270	30,912	31,862	30,963
Promotion	4,863	3,320	4,250	4,063	4,802	5,059	4,654	6,182	6,372	6,193
City/County	6,528	5,128	6,098	5,752	6,520	6,480	6,252	7,505	7,682	7,544
Stabling/Vanning	14,588	9,546	12,219	9,549	11,286	11,888	10,937	10,819	11,152	10,837
Equine Lab	1,978	1,554	1,848	1,743	1,976	1,964	1,895	2,274	2,328	2,286
Owners	1,626	1,493	1,661	1,588	1,848	1,917	1,918	2,252	2,339	2,292
Breeders	10,945	7,956	9,016	8,422	9,387	9,087	8,677	10,699	10,776	10,366
Rfee Breeders	0	0	0	0	69	0	0	0	0	0
ADW DISTRIBUTED:										
DIR	374	252	350	254	251	208	123	0	0	0
Equine	1,373	922	1,284	930	921	761	451	0	0	0
Backstretch	2,059	1,383	1,926	1,395	1,382	1,142	676	57	0	0
Location Fees	18,872	12,718	21,946	16,908	16,745	13,838	8,194	697	0	0
Retirement Fund	3,740	2,513	0	0	0	0	0	0	0	0
AB480	6,088	4,048	1,399	0	0	0	0	0	0	0
Workers Comp (CA & Exports)	2,774	1,997	2,551	1,672	1,561	1,179	0	0	0	0
Breeders (CA & Exports)	5,084	3,547	4,698	3,628	3,340	2,587	1,638	189	0	0
License Fee on exports	0	741	678	372	345	181	124	76	0	0
F&E	28	0	0	0	0	0	0	0	0	0
CHRB Support	359	0	0	0	0	0	0	0	0	0
MOVED TO PURSE ACCT										
Purses Generated	134,694	114,880	124,006	117,310	127,540	122,188	119,605	142,076	140,415	138,415
License SB16	5,638	0	0	0	0	0	0	0	0	0
Overlap/Redistribute 19601.2(a)										
Excess 6%	(4,340)	(15,357)	(9,797)	(7,642)	(2,104)	(2,986)	(3,649)	6,384	4,379	(9,044)
Rfees	0	0	0	0	1,116	0	0	0	0	0
Misc Revenue	1,064	1,207	1,840	1,793	1,859	1,202	1,204	1,240	3,008	238
Decoder Revenue	824	0	0	0	0	0	0	0	0	0
Intra Outs/Refunds	0	0	0	0	0	0	0	0	0	0
Supplemental	218,418	203,667	187,918	199,895	176,173	179,494	144,325	122,692	130,013	130,772
Performance	41,340	37,270	51,895	57,800	41,960	28,740	35,525	47,110	41,975	33,750
AB 701 W/C	8,523	6,993	6,625	5,980	6,570	6,060	0	0	0	0
ADW - Purses (CA & Export)	72,933	49,024	65,505	46,469	45,104	35,780	21,775	2,542	0	0
PAID TO TRACK:										
Commissions Generated	109,079	97,390	111,872	107,283	119,087	116,108	114,014	133,603	134,410	134,156
License SB16	5,638	0	0	0	0	0	0	0	0	0
Redistribute	55,616	77,538	86,759	86,706	91,563	89,770	92,140	99,899	97,496	93,629
Out of State	21,081	12,886	7,192	5,509	3,766	2,103	1,366	4,583	2,189	372
Excess 6%	(4,340)	(15,357)	(9,797)	(7,642)	(2,104)	(2,986)	(3,649)	6,384	4,379	(9,044)
RFees	0	0	0	0	1,116	0	0	0	0	0
Misc Revenue	1,064	1,207	1,840	1,793	1,859	1,202	1,204	1,240	3,008	238
Decoder Revenue	824	0	0	0	0	0	0	0	0	0
Intra Outs/Refunds	0	0	0	0	0	0	0	0	0	0
Simulcast Expense (ncot)	81,619	80,518	83,346	76,236	76,247	81,850	77,106	79,970	86,828	110,977
Track Programs	0	0	0	0	0	0	0	0	0	0
Ontrack Expenses	(1,191)	(1,327)	(1,180)	(1,115)	(865)	(3,074)	(834)	(141)	(133)	0
ADW - Track (CA & Export)	69,862	47,118	62,997	44,797	43,675	34,561	21,179	2,483	0	0
Rounding Adjustment	(2)	(0)	(0)	(218)	(0)	2	2	0	0	0
Racing Audit Adj	0	0	0	0	0	0	0	0	0	0
Playfair/Claims/Other	0	0	0	0	0	0	4,911	0	0	0
	1,132,348	918,309	941,483	879,482	874,193	812,600	732,397	792,123	775,571	730,266
Total Purses	479,093	397,684	427,992	421,604	398,217	370,477	318,786	322,043	319,790	294,131
Total Commissions	257,629	219,455	259,682	237,112	258,095	237,687	230,333	248,051	241,349	219,351

California Authority of Racing Fairs

Cumulative Funding Disbursements to Humboldt County Fair 2000-2009

	<u>2000</u>	<u>2001</u>	<u>2002</u>	<u>2003</u>	<u>2004</u>	<u>2005</u>	<u>2006</u>	<u>2007</u>	<u>2008</u>	<u>2009</u>	<u>TOTALS</u>
Infotext Funds											
											\$0
LOU1 Area Enhancements	\$136,518										\$136,518
Backstretch Improvements											
Showers - backstretch		\$13,938									\$13,938
Backstretch Restrooms			\$213,649								\$213,649
Restroom - CCA project				\$1,338							\$1,338
RV Lot gravel					\$13,016						\$13,016
Horse Stalls, Paint					\$15,030						\$15,030
Grandstand Restroom						\$80,000					\$80,000
Jockey Quarters								\$489,375			\$489,375
Racetrack Maintenance		\$27,250	\$27,250	\$27,250	\$27,250	\$27,250	\$27,250	\$27,250	\$27,250	\$27,250	\$245,250
Total Funding	\$136,518	\$41,188	\$240,899	\$28,588	\$55,296	\$107,250	\$27,250	\$516,625	\$27,250	\$27,250	\$1,208,115

CALIFORNIA AUTHORITY OF RACING FAIRS

PROJECT FUNDING & PARI-MUTUEL DISTRIBUTIONS

CALIFORNIA STATE FAIR

(1) PARI-MUTUEL DISTRIBUTIONS MADE BY CARF ON
BEHALF OF THE CALIFORNIA STATE FAIR

(2) PARI-MUTUEL COMMISSIONS PAID TO CALIFORNIA STATE FAIR

(3) PROJECT FUNDING PAID TO CALIFORNIA STATE FAIR

2000-2009

2000	2001	2002
(1) Pari-Mutuel Distributions 4,872,547	(1) Pari-Mutuel Distributions 5,134,085	(1) Pari-Mutuel Distributions 5,167,046
(2) Commissions to SAC 1,331,899	(2) Commissions to SAC 1,402,777	(2) Commissions to SAC 1,409,929
(3) Project Funding to SAC 90,405	(3) Project Funding to SAC 273,638	(3) Project Funding to SAC 215,559
TOTAL to Sacramento 1,422,304	TOTAL to Sacramento 1,676,415	TOTAL to Sacramento 1,625,488
2003	2004	2005
(1) Pari-Mutuel Distributions 4,885,429	(1) Pari-Mutuel Distributions 4,840,756	(1) Pari-Mutuel Distributions 20,588
(2) Commissions to SAC 1,315,074	(2) Commissions to SAC 1,251,551	(2) Commissions to SAC 10,294
(3) Project Funding to SAC 203,591	(3) Project Funding to SAC 360,318	(3) Project Funding to SAC 70,644
TOTAL to Sacramento 1,518,665	TOTAL to Sacramento 1,611,869	TOTAL to Sacramento 80,938
2006	2007	2008
(1) Pari-Mutuel Distributions 0	(1) Pari-Mutuel Distributions 0	(1) Pari-Mutuel Distributions 5,208,448
(2) Commissions to SAC 0	(2) Commissions to SAC 0	(2) Commissions to SAC 1,299,776
(3) Project Funding to SAC 217,544	(3) Project Funding to SAC 45,250	(3) Project Funding to SAC 95,250
TOTAL to Sacramento 217,544	TOTAL to Sacramento 45,250	TOTAL to Sacramento 1,395,026
2009	2000-2009	<p>\$35.5 Million - Pari-Mutuel Distributions Made by CARF on Behalf of California State Fair</p> <p>\$9.4 Million - Pari-Mutuel Commissions Paid by CARF to California State Fair</p> <p>\$1.67 Million - Project Funding Paid by CARF to California State Fair</p>
(1) Pari-Mutuel Distributions 5,354,391	(1) Pari-Mutuel Distributions 35,483,290	
(2) Commissions to SAC 1,352,635	(2) Commissions to SAC 9,373,935	
(3) Project Funding to SAC 96,511	(3) Project Funding to SAC 1,668,710	
TOTAL to Sacramento 1,449,146	TOTAL to Sacramento 11,042,645	



	Sacramento 2009 8/26-9/7	Sacramento 2008 8/20-9/1	Sacramento 2007 0.00	Sacramento 2006 0.00	Sacramento 2005 0.00	Sacramento 2004 8/25-9/6	Sacramento 2003 08/20 - 09/01	Sacramento 2002 08/21 - 09/02	Sacramento 2001 08/22 - 09/03	Sacramento 2000 08/23 - 09/04
REVENUE:										
Takeout	4,471,395	4,449,224	0	0	0	4,028,513	4,177,602	4,409,780	4,627,376	4,440,465
Programs	36,714	39,140	0	0	0	31,542	35,963	41,325	21,310	21,348
Overlap/Redistribute						234,204	249,643	276,247	278,424	265,067
Intra Outs/Refunds	47,481	0	0	0	20,588	21,007	27,818	25,738	26,137	24,585
Rights Fees	14,018	34,100	0	0	0	15,838	16,659	14,885	12,969	19,634
Misc Revenue	5,635	5,334	0	0	0	3,372	5,125	5,511	7,658	3,957
Supplemental Purses	84,640	65,200	0	0	0	172,858	156,213	252,674	152,566	80,999
Decoder Revenue	29,457	20,833	0	0	0	8,302	9,032	7,675	8,543	8,147
Share On Track Expenses	(2,021)	(2,145)	0	0	0	(2,920)	(1,426)	(215)	(898)	0
AB509 International Los Alamitos	0	0	0	0	0	0	0	0	0	0
Playfair/Claims/Other	0	0	0	0	0	30,393	0	0	0	8,346
ADW California & Exports	667,071	596,762	0	0	0	297,647	208,801	133,427	0	0
Total	5,354,391	5,208,448	0	0	20,588	4,840,757	4,885,429	5,167,046	5,134,085	4,872,547
DISTRIBUTED:										
F&E Fund 19614d/License	40,628	225,513	0	0	0	223,081	234,780	256,867	270,607	252,622
F&E Recapture	5,868	0	0	0	0	0	0	0	0	0
CHRB Support	75,753	0	0	0	0	0	0	0	0	0
Rfee License Fee	0	2,728	0	0	0	1,267	1,333	1,191	1,037	1,571
Sec 19601.2(a)										
Commingle Guest O/S	932,420	769,015	0	0	0	813,115	845,983	818,344	910,650	973,407
Interstate Host	183,726	196,102	0	0	0	112,786	124,689	118,497	111,912	94,251
Location Fee	270,348	284,724	0	0	0	236,275	249,264	274,152	279,182	262,124
Promotion	58,053	61,868	0	0	0	50,403	53,100	58,123	59,796	55,701
City/County	52,874	56,331	0	0	0	49,021	51,817	56,409	58,380	54,143
Stabling/Vanning	174,158	177,871	0	0	0	118,447	124,785	101,714	104,644	97,478
Equine Lab	16,023	17,070	0	0	0	14,855	15,702	17,094	17,691	16,408
Owners	11,741	12,541	0	0	0	11,398	12,029	13,548	13,926	13,270
Breeders	85,581	86,832	0	0	0	75,419	79,663	85,688	88,825	82,614
Rfee Breeders	421	941	0	0	0	437	460	411	358	542
ADW DISTRIBUTED:										
DIR	1,396	1,284	0	0	0	678	478	3	0	0
Equine	5,119	4,707	0	0	0	2,487	1,753	11	0	0
Backstretch	7,679	7,061	0	0	0	3,730	2,630	1,652	0	0
Location Fees	70,406	64,795	0	0	0	45,209	31,873	20,021	0	0
Retirement Fund	13,950	12,830	0	0	0	0	0	0	0	0
AB480	22,672	20,789	0	0	0	0	0	0	0	0
Workers Comp (CA & Exports)	9,959	8,901	0	0	0	4,162	0	0	0	0
Breeders (CA & Exports)	28,316	23,109	0	0	0	11,688	8,136	5,262	0	0
License Fee on exports	0	1,893	0	0	0	852	811	480	0	0
F&E	92	0	0	0	0	0	0	0	0	0
CHRB Support	1,185	0	0	0	0	0	0	0	0	0
MOVED TO PURSE ACCT										
Purses Generated	774,855	792,321	0	0	0	762,043	798,522	872,477	911,645	859,102
License SB16	46,657	0	0	0	0	0	0	0	0	0
Overlap/Redistribute 19601.2(a)						30,393				
Excess 6%	195,786	217,355	0	0	0	222,013	264,115	295,836	321,960	303,998
Rfees	6,799	15,216	0	0	0	7,067	7,433	6,642	5,787	8,761
Misc Revenue	2,818	2,667	0	0	0	1,686	2,563	2,755	3,829	1,978
Decoder Revenue	14,728	10,416	0	0	0	4,151	4,516	3,837	4,271	4,073
Intra Outs/Refunds	23,741	0	0	0	10,294	10,504	13,909	12,869	13,068	12,293
Supplemental	0	0	0	0	0	99,748	68,788	150,894	57,291	1,549
Performance	84,640	65,200	0	0	0	73,110	87,425	101,780	95,275	79,450
AB 701 W/C	50,928	49,129	0	0	0	50,556	0	0	0	0
ADW - Purses (CA & Export)	253,224	226,149	0	0	0	114,986	81,917	53,253	0	0
PAID TO TRACK:										
Commissions Generated	676,176	707,428	0	0	0	679,273	711,814	790,931	825,042	772,871
License SB16	46,657	0	0	0	0	0	0	0	0	0
Redistribute	0	0	0	0	0	108,580	116,035	129,102	130,276	127,283
Out of State	98,165	84,454	0	0	0	75,799	78,950	74,102	78,051	79,295
Excess 6%	195,786	217,355	0	0	0	222,013	264,115	295,836	321,960	303,998
Rfees	6,799	15,216	0	0	0	7,067	7,433	6,642	5,787	8,761
Misc Revenue	2,818	2,667	0	0	0	1,686	2,563	2,755	3,829	1,978
Decoder Revenue	14,728	10,416	0	0	0	4,151	4,516	3,837	4,271	4,073
Intra Outs/Refunds	23,741	0	0	0	10,294	10,504	13,909	12,869	13,068	12,293
Simulcast Expense (ncot)	479,221	493,313	0	0	0	437,640	401,881	427,307	401,171	365,314
Track Programs	36,714	39,140	0	0	0	31,542	35,963	41,325	21,310	21,348
Ontrack Expenses	(2,021)	(2,145)	0	0	0	(2,920)	(1,426)	(215)	(898)	0
ADW - Track (CA & Export)	253,074	225,244	0	0	0	113,852	81,200	52,739	0	0
Rounding Adjustment	(7)	1	0	0	0	4	3	6	0	0
Racing Audit Adj	0	0	0	0	0	0	0	0	80	(0)
Playfair/Claims/Other	0	0	0	0	0	0	0	0	0	0
	5,354,391	5,208,448	0	0	20,588	4,840,757	4,885,429	5,167,046	5,134,085	4,872,547
Total Purses	1,454,175	1,378,454	0	0	10,294	1,376,256	1,329,187	1,500,343	1,413,127	1,271,203
Total Commissions	1,352,628	1,299,776	0	0	10,294	1,251,551	1,315,074	1,409,929	1,402,777	1,331,899

California Authority of Racing Fairs

Cumulative Funding Disbursements to California Exposition & State Fair 2000-2009

	<u>2000</u>	<u>2001</u>	<u>2002</u>	<u>2003</u>	<u>2004</u>	<u>2005</u>	<u>2006</u>	<u>2007</u>	<u>2008</u>	<u>2009</u>	<u>TOTALS</u>
Infotext Funds											
											\$0
											\$0
LOU1 Area Enhancements											
Equipment Replacement Fund											
	\$36,794	\$33,000	\$57,559	\$137,230	\$30,068	\$25,394	\$3,903	\$0	\$0	\$0	\$323,946
SWF upgrades											
SWF upgrades	\$53,611	\$3,389	\$15,750								\$72,750
SWF Million alloc funds							\$75,891				\$75,891
Backstretch Improvements											
Backstretch Restrooms		\$192,000									\$192,000
Car wash/Holding Pen			\$23,921								\$23,921
Washracks,security lighting,tackroom			\$73,079								\$73,079
Timing System				\$21,111							\$21,111
ADA Restroom					\$144,001						\$144,001
Tack Room					\$137,924						\$137,924
Restrooms					\$3,074						\$3,074
Horsemen Trailer Park							\$92,500				\$92,500
Grandstand Flooring, Clubhouse									\$50,000		\$50,000
Roof/Railing											
ADA Barn "P" Restroom>Showers										\$51,261	\$51,261
Racetrack Maintenance		\$45,250	\$45,250	\$45,250	\$45,250	\$45,250	\$45,250	\$45,250	\$45,250	\$45,250	\$407,250
Total Funding	\$90,405	\$273,638	\$215,559	\$203,591	\$360,318	\$70,644	\$217,544	\$45,250	\$95,250	\$96,511	\$1,668,709

CALIFORNIA AUTHORITY OF RACING FAIRS

PROJECT FUNDING & PARI-MUTUEL DISTRIBUTIONS

BIG FRESNO FAIR

(1) PARI-MUTUEL DISTRIBUTIONS MADE BY CARF ON
BEHALF OF THE BIG FRESNO FAIR

(2) PARI-MUTUEL COMMISSIONS PAID TO THE BIG FRESNO FAIR

(3) PROJECT FUNDING PAID TO THE BIG FRESNO FAIR
2000-2009

2000	2001	2002
(1) Pari-Mutuel Distributions 1,559,317	(1) Pari-Mutuel Distributions 1,621,516	(1) Pari-Mutuel Distributions 38,733,941
(2) Commissions to FNO 404,003	(2) Commissions to FNO 459,130	(2) Commissions to FNO 10,120,499
(3) Project Funding to FNO 1,775	(3) Project Funding to FNO 59,389	(3) Project Funding to FNO 333,250
TOTAL to Fresno 405,778	TOTAL to Fresno 518,519	TOTAL to Fresno 10,453,749

2003	2004	2005
(1) Pari-Mutuel Distributions 1,697,917	(1) Pari-Mutuel Distributions 1,631,061	(1) Pari-Mutuel Distributions 1,906,521
(2) Commissions to FNO 450,394	(2) Commissions to FNO 420,297	(2) Commissions to FNO 475,375
(3) Project Funding to FNO 407,975	(3) Project Funding to FNO 284,109	(3) Project Funding to FNO 222,541
TOTAL to Fresno 858,369	TOTAL to Fresno 704,406	TOTAL to Fresno 697,916

2006	2007	2008
(1) Pari-Mutuel Distributions 2,184,954	(1) Pari-Mutuel Distributions 2,202,137	(1) Pari-Mutuel Distributions 2,478,961
(2) Commissions to FNO 515,163	(2) Commissions to FNO 498,877	(2) Commissions to FNO 700,845
(3) Project Funding to FNO 240,310	(3) Project Funding to FNO 195,099	(3) Project Funding to FNO 62,751
TOTAL to Fresno 755,473	TOTAL to Fresno 693,976	TOTAL to Fresno 763,596

2009	2000-2009
(1) Pari-Mutuel Distributions 4,633,995	(1) Pari-Mutuel Distributions 58,650,320
(2) Commissions to FNO 1,091,620	(2) Commissions to FNO 15,362,203
(3) Project Funding to FNO 60,511	(3) Project Funding to FNO 1,867,710
TOTAL to Fresno 1,152,131	TOTAL to Fresno 17,229,913



\$58.7 Million - Pari-Mutuel
Distributions Made by CARF
on Behalf of the Big
Fresno Fair

\$15.4 Million - Pari-Mutuel
Commissions Paid by CARF to
the Big Fresno Fair

\$1.87 Million - Project Funding
Paid by CARF to the Big
Fresno Fair

	Fresno 2009	Fresno 2008	Fresno 2007	Fresno 2006	Fresno 2005	Fresno 2004	Fresno 2003	Fresno 2002	Fresno 2001	Fresno 2000
REVENUE:	10/7-10/18	10/1-10/13	10/3-10/14	10/5-10/16	10/5-10/16	10/6-10/17	10/01-10/13	10/02 - 10/14	10/03 - 10/14	10/04 - 10/15
Takeout	4,043,824	1,486,074	1,483,384	1,540,015	1,420,218	1,197,094	1,261,192	1,267,290	1,325,192	1,188,800
Programs	30,986	8,214	11,982	8,790	5,779	0	0	0	0	0
Overlap/Redistribute	0	275,432	0	0	0	0	0	0	0	0
Intra Outs/Refunds	0	0	0	0	0	0	0	0	0	0
Rights Fees	22,469	(4,037)	0	0	0	0	0	0	0	0
Misc Revenue	6,862	4,475	6,053	4,047	4,102	3,174	45	464	1,264	2,466
Supplemental Purses	90,100	464,816	458,259	419,008	337,420	288,608	330,515	392,196	295,794	368,050
Decoder Revenue	23,305	0	0	0	0	0	0	0	0	0
Share On Track Expenses	(1,614)	(1,628)	(1,977)	(1,980)	(2,010)	(3,335)	(1,861)	(768)	(735)	0
AB509 International Los Alamitos	0	0	0	0	0	0	0	0	0	0
Playfair/Claims/Other	0	0	0	0	0	3,814	3,085	0	0	0
ADW California & Exports	418,064	245,615	244,436	215,073	141,013	141,705	104,942	16,688	0	0
Total	4,633,995	2,478,961	2,202,136	2,184,954	1,906,521	1,631,061	1,697,917	1,675,870	1,621,516	1,559,317
DISTRIBUTED:										
F&E Fund 19614d/License	51,119	72,165	79,569	86,100	82,747	74,196	80,181	80,258	88,889	80,068
F&E Recapture	5,110	0	0	0	0	0	0	0	0	0
CHRB Support	65,969	0	0	0	0	0	0	0	0	0
Rfee License Fee	0	(323)	0	0	0	0	0	0	0	0
Sec 19601.2(a)	0	0	0	0	0	3,814	0	0	0	0
Commingle Guest O/S	990,524	439,183	326,008	289,162	212,644	112,048	108,515	110,153	38,239	33,808
Interstate Host	140,023	0	0	0	0	0	0	0	0	0
Location Fee	217,431	35,840	41,685	45,366	43,672	40,463	45,327	48,556	58,442	52,714
Promotion	44,006	7,005	8,337	9,073	8,734	8,093	9,065	9,711	11,688	10,543
City/County	45,565	15,214	17,336	18,957	18,565	16,965	18,412	18,398	20,790	18,724
Stabling/Vanning	132,018	20,139	23,969	26,086	20,526	19,018	21,304	16,995	20,455	18,450
Equine Lab	13,808	4,610	5,253	5,745	5,626	5,141	5,579	5,575	6,300	5,674
Owners	10,395	4,125	4,790	4,902	4,981	4,336	4,719	4,765	5,452	4,641
Breeders	74,282	24,468	26,845	29,184	27,972	25,110	27,099	27,104	29,984	27,106
Rfee Breeders	674	(111)	0	0	0	0	0	0	0	0
ADW DISTRIBUTED:										
DIR	1,036	495	532	492	296	316	240	29	0	0
Equine	3,799	1,815	1,949	1,805	1,086	1,160	879	105	0	0
Backstretch	5,699	2,722	2,924	2,708	1,629	1,739	1,319	157	0	0
Location Fees	52,373	25,065	26,906	24,864	15,014	21,083	15,988	1,904	0	0
Retirement Fund	10,362	4,947	0	0	0	0	0	0	0	0
AB480	16,705	7,932	8,536	7,960	0	0	0	0	0	0
Workers Comp (CA & Exports)	5,917	3,645	3,736	2,616	2,218	2,031	0	0	0	0
Breeders (CA & Exports)	10,341	6,359	6,488	5,402	3,850	3,727	2,816	469	0	0
License Fee on exports	0	1,775	1,027	866	917	574	397	197	0	0
F&E	73	0	0	0	0	0	0	0	0	0
CHRB Support	948	0	0	0	0	0	0	0	0	0
MOVED TO PURSE ACCT										
Purses Generated	738,440	378,229	412,536	445,680	433,732	387,669	414,005	410,913	446,307	399,910
License SB16	40,631	0	0	0	0	0	0	0	0	0
Overlap/Redistribute 19601.2(a)		30,798	0							
Excess 6%	118,347	(2,096)	1,601	2,990	3,293	2,148	17,597	28,217	35,915	23,747
Rfees	10,898	(1,801)	0	0	0	0	0	0	0	0
Misc Revenue	3,431	2,237	3,026	2,024	2,051	1,587	22	232	632	1,233
Decoder Revenue	11,652	0	0	0	0	0	0	0	0	0
Intra Outs/Refunds	0	0	0	0	0	0	0	0	0	0
Supplemental	0	389,196	373,199	316,818	274,630	224,188	260,615	315,801	219,944	300,000
Performance	90,100	75,620	85,060	102,190	62,790	64,420	69,900	76,395	75,850	68,050
AB 701 W/C	47,571	21,647	21,193	22,212	20,156	16,823	0	0	0	0
ADW - Purses (CA & Export)	159,731	97,950	98,899	86,468	59,585	57,023	42,755	7,069	0	0
PAID TO TRACK:										
Commissions Generated	632,618	315,871	357,234	389,789	387,621	353,439	379,461	376,887	419,484	375,496
License SB16	40,631	0	0	0	0	0	0	0	0	0
Redistribute	0	244,634	0	0	0	0	0	0	0	0
Out of State	93,593	42,501	33,573	31,661	22,225	12,406	11,542	12,306	3,834	3,527
Excess 6%	118,347	(2,096)	1,601	2,990	3,293	2,148	17,597	28,217	35,915	23,747
RFees	10,898	(1,801)	0	0	0	0	0	0	0	0
Misc Revenue	3,431	2,237	3,026	2,024	2,051	1,587	22	232	632	1,233
Decoder Revenue	11,652	0	0	0	0	0	0	0	0	0
Intra Outs/Refunds	0	0	0	0	0	0	0	0	0	0
Simulcast Expense (ncot)	423,398	109,266	121,854	130,120	124,430	117,092	100,787	89,235	103,497	110,647
Track Programs	30,986	8,214	11,982	8,790	5,779	0	0	0	0	0
Ontrack Expenses	(1,614)	(1,628)	(1,977)	(1,980)	(2,010)	(3,335)	(1,861)	(768)	(735)	0
ADW - Track (CA & Export)	151,078	92,911	93,439	81,718	56,417	54,051	40,546	6,759	0	0
Rounding Adjustment	(6)	0	0	171	(0)	1	2	(0)	(0)	0
Racing Audit Adj	0	0	0	0	(0)	(0)	0	0	0	0
Playfair/Claims/Other	0	0	0	0	0	0	3,085	0	0	0
	4,633,995	2,478,961	2,202,136	2,184,954	1,906,521	1,631,061	1,697,917	1,675,870	1,621,516	1,559,317
Total Purses	1,220,802	991,781	995,514	978,382	856,237	753,858	804,895	838,627	778,648	792,940
Total Commissions	1,091,614	700,844	498,877	515,163	475,375	420,297	450,394	423,631	459,130	404,003

California Authority of Racing Fairs

Cumulative Funding Disbursements to Big Fresno Fair 2000-2009

	<u>2000</u>	<u>2001</u>	<u>2002</u>	<u>2003</u>	<u>2004</u>	<u>2005</u>	<u>2006</u>	<u>2007</u>	<u>2008</u>	<u>2009</u>	<u>TOTALS</u>
LOU1 Area Enhancements	\$1,775										\$1,775
Equipment Replacement Fund		\$11,619		\$5,562		\$16,197	\$5,024	\$8,643	\$17,501	\$15,261	\$79,807
SWF upgrades											
SWF upgrades		\$2,521		\$228,889	\$13,932						\$245,342
Facility Improvements											\$0
Fresno (Grandstand, VIP)					\$71,799	\$50,954					\$122,753
Fresno (equipment)					\$110,708						\$110,708
SWF Million alloc funds								\$50,591			\$50,591
Backstretch Improvements											
Electrical/Tackroom, Restroom			\$288,000								\$288,000
Backstretch Electrical				\$107,163							\$107,163
Paddock				\$21,111							\$21,111
Wash Racks					\$42,420						\$42,420
Tack Room & Grandstand						\$110,140					\$110,140
Winner's Circle							\$190,036				\$190,036
Grandstand Bath/Infield								\$90,615			\$90,615
Racetrack Maintenance		\$45,250	\$45,250	\$45,250	\$45,250	\$45,250	\$45,250	\$45,250	\$45,250	\$45,250	\$407,250
Total Funding	\$1,775	\$59,389	\$333,250	\$407,975	\$284,109	\$222,541	\$240,310	\$195,099	\$62,751	\$60,511	\$1,867,711

PARI-MUTUEL DISTRIBUTIONS REPORT FOR SATELLITE FACILITIES LOCATED AT CALIFORNIA FAIRS 2008

CHRIMS Detailed Distribution Report

Date Range: 01/01/2008 - 12/31/2008		Race Type: All Races		Hosts: All Hosts		Locations: All Locations		Tracks: All Tracks								
Report By: Location		Location Types: Fairs		Breed: Thoroughbreds		On/Off: Off Track										
Location	Handle	License	City & County Tax	N/SCOTWinc Exp. Fund	UC Davis Equine Research	Satellite Location	Van/Stable Fund	Work Comp	CMC Promotion	Track Commission	Purses	Owners	Breeders/ Sires	To Out of State Tracks	Total Distributions	Attendance
Anderson	2,378,571	28,930	7,740	77,237	2,379	46,912	26,936	4,534	9,387	115,728	115,237	1,639	12,328	30,968	479,956	8,189
Bakersfield	7,279,476	87,555	23,771	243,636	7,280	144,066	80,477	14,998	29,025	357,264	356,099	4,894	37,756	84,119	1,470,940	32,761
Eureka	1,878,261	23,313	6,140	57,213	1,879	37,214	21,420	2,993	7,443	88,175	88,207	1,302	9,852	28,061	373,212	3,887
Ferndale	192,524	1,531	635	11,551	193	3,850	2,212	446	770	7,439	7,306	135	924	1,453	38,447	
Fresno	8,961,003	106,501	29,233	294,494	8,961	177,168	100,146	18,116	35,589	432,548	430,451	6,092	46,385	115,028	1,800,713	31,950
Fresno Club One	2,696,150	32,189	8,855	91,234	2,697	53,669	30,008	5,920	10,811	133,158	132,816	1,824	14,053	30,849	548,081	5,493
Lake Perris	17,566,696	357,452	57,671	473,013	17,567	349,520	176,784	41,970	70,256	852,053	841,849	11,987	93,751	153,945	3,497,818	75,215
Lancaster	14,965,410	301,072	49,123	404,961	14,966	297,714	149,945	32,765	59,903	734,253	725,909	10,168	79,821	153,033	3,013,634	75,343
Monterey	10,118,537	118,687	33,130	368,091	10,119	200,787	113,059	17,991	40,372	478,663	475,632	6,877	52,131	150,050	2,065,590	30,417
Pleasanton	40,025,036	488,559	131,280	1,286,378	40,025	795,636	449,601	82,211	159,845	1,970,419	1,968,418	27,345	209,536	456,075	8,065,328	129,350
Pomona	47,778,698	973,174	157,037	1,221,634	47,779	951,738	481,214	111,757	191,261	2,387,339	2,359,255	32,672	256,421	458,799	9,630,080	151,415
Sacramento	28,538,753	343,489	93,336	940,830	28,539	565,673	314,596	57,649	114,084	1,286,742	1,285,158	19,133	148,495	353,659	5,551,384	110,890
San Bernardino	32,262,038	647,499	105,956	875,246	32,262	642,160	323,886	75,860	129,185	1,585,213	1,567,057	21,948	172,140	314,837	6,493,248	142,907
San Jose	37,217,103	446,124	122,282	1,281,388	37,217	741,104	416,150	73,854	149,118	1,812,915	1,808,126	25,311	193,758	465,383	7,572,730	124,951
San Mateo	27,204,748	319,458	89,107	889,462	27,205	540,043	305,523	55,321	108,506	1,346,232	1,342,846	18,553	141,576	313,078	5,496,911	89,266
Santa Barbara	6,718,134	135,933	21,986	178,131	6,718	133,246	68,161	14,704	26,711	326,981	322,691	4,621	35,778	78,875	1,354,534	22,386
Santa Maria	6,079,864	124,038	19,930	161,927	6,080	120,790	61,843	12,564	24,212	290,456	286,561	4,190	32,426	63,195	1,208,213	20,342
Santa Rosa	12,454,092	151,965	40,645	397,094	12,454	246,334	139,133	25,449	49,496	607,660	606,926	8,462	64,882	150,399	2,500,898	63,165
Shalimar (Indio)	7,239,549	148,349	23,712	190,146	7,240	143,706	74,019	18,485	28,793	361,790	357,080	4,993	38,621	68,965	1,465,899	28,625
Stockton	20,194,698	246,032	66,240	660,474	20,195	401,456	225,927	41,174	80,733	991,421	990,075	13,742	105,531	239,948	4,082,948	85,941
Surfside Race Place	64,078,779	1,292,925	209,956	1,695,745	64,079	1,272,459	647,542	146,130	255,144	3,062,067	3,021,268	44,080	341,761	663,916	12,717,072	196,795
Tulare	3,614,488	44,078	11,805	119,916	3,615	71,542	40,956	6,262	14,327	168,186	167,407	2,491	18,768	46,653	716,004	17,562
Turlock	9,299,765	112,868	30,459	306,790	9,300	184,602	105,722	16,838	36,964	460,337	458,310	6,431	48,476	127,097	1,904,193	32,840
Vallejo	15,856,784	191,530	52,048	522,889	15,857	315,440	176,967	33,933	63,485	796,592	793,944	10,763	82,847	191,901	3,248,196	68,256
Ventura	29,437,699	589,470	96,660	785,231	29,438	585,817	298,355	65,056	117,560	1,459,766	1,441,547	20,226	157,263	320,619	5,967,007	84,903
Victorville	8,271,938	164,917	27,148	225,815	8,272	164,533	82,496	19,590	33,149	408,308	403,956	5,589	44,078	80,704	1,668,556	50,320
(Total: 26 records)	462,308,792	7,477,639	1,515,887	13,760,527	462,318	9,187,179	4,913,077	996,569	1,846,129	22,521,705	22,354,130	315,467	2,439,358	5,141,607	92,931,590	1,685,407

\$13.7 Million
NCOTWinc. & SCOTWinc.
Expense Fund

\$22.5 Million
Track Commissions

\$22.4 Million
to Purses

\$2.4 Million
Breeders & Sires
Programs

\$92.9 Million
in Total Industry
Distributions

In 2008, 1,685,407 patrons visited Fair Satellite Wagering Facilities and bet \$462.3 million, contributing \$92.9 million to the CA racing industry.

PARI-MUTUEL DISTRIBUTIONS REPORT FOR

SATELLITE FACILITIES LOCATED AT CALIFORNIA FAIRS

2009

CHRRMS Detailed Distribution Report																			
Date Range: 01/01/2009 - 12/31/2009			Race Type: All Races			Hosts: All Hosts			Locations: All Locations			Tracks: All Tracks							
Report By: Location			Location Types: Fairs			Breed: Thoroughbreds			On/Off: Off Track										
Location	Handle	License	CHRB Support Fee	F&E	City & County Tax	N/SCOTWinc Exp. Fund	UC Davis Equine Research	Satellite Location	Van/Stable Fund	Work Comp.	CMC Promotion	PFAB509	Track Commission	Purses	Owners	Breeders/ Sires	To Out of State Tracks	Total Distributions	Attendance
Anderson	2,099,707	0	4,166	1,808	6,838	75,236	2,100	41,441	24,774	3,533	8,295	0	101,095	100,557	1,446	10,946	29,568	411,802	7,584
Bakersfield	6,674,603	0	12,425	5,252	21,769	239,927	6,675	131,933	76,588	13,582	26,474	1,715	327,161	325,764	4,469	34,678	82,228	1,310,641	33,064
Eureka	1,442,242	0	1,460	1,038	4,707	51,247	1,442	28,524	17,112	2,058	5,705	0	63,523	63,565	998	7,490	22,353	271,223	2,724
Ferndale	172,728	0	398	381	570	10,364	173	3,455	2,071	387	691	0	6,903	6,783	121	844	1,460	34,601	
Fresno	6,638,013	0	11,884	5,420	21,623	235,595	6,638	131,049	76,546	12,629	26,284	1,271	318,506	316,780	4,467	34,503	95,895	1,299,090	28,267
Fresno Club One	2,929,022	0	6,318	2,692	9,585	105,171	2,929	58,088	33,799	5,874	11,636	971	144,555	143,939	1,972	15,295	39,103	581,927	5,723
Lake Perris	13,502,685	0	49,965	11,994	44,305	364,193	13,503	268,518	163,766	30,800	53,894	1,916	668,586	660,928	9,171	73,772	134,133	2,549,445	65,786
Lancaster	13,230,943	0	48,411	11,970	43,425	358,312	13,231	263,181	159,697	28,102	52,796	3,189	673,898	666,673	8,943	72,164	151,670	2,555,662	63,719
Monterey	6,455,496	0	11,825	4,146	21,056	226,746	6,456	127,611	74,015	11,304	25,569	2,453	323,494	321,802	4,319	33,580	102,167	1,296,541	27,486
Pleasanton	35,393,360	0	71,261	31,549	115,988	1,273,014	35,394	702,957	412,095	66,013	140,771	8,172	1,697,129	1,691,097	24,049	185,105	459,182	6,913,775	117,055
Regmona	47,180,771	0	195,825	39,275	155,012	1,210,381	47,181	939,467	573,077	105,411	188,168	11,601	2,426,358	2,399,074	32,092	259,598	489,973	9,072,494	165,023
Sacramento	24,479,836	0	46,900	21,043	79,984	885,604	24,480	484,752	280,263	46,032	97,776	684	1,093,812	1,090,318	16,355	127,825	339,679	4,635,509	97,970
San Bernardino	26,306,624	0	95,667	24,355	86,367	715,518	26,307	523,437	318,068	60,824	105,074	4,542	1,328,615	1,314,121	17,812	143,564	279,318	5,043,590	136,508
San Jose	30,113,338	0	59,767	26,498	98,849	1,105,664	30,114	599,082	347,779	59,062	119,970	11,521	1,487,915	1,482,022	20,292	157,056	400,947	6,006,538	125,769
San Mateo County	71,996,382	0	149,569	67,578	236,545	2,653,283	71,997	1,433,608	841,091	137,324	286,803	20,999	3,507,760	3,495,884	49,076	376,432	926,899	14,254,847	207,626
Santa Barbara	5,092,580	0	17,554	4,732	16,632	134,917	5,093	100,799	62,735	10,343	20,181	0	256,950	253,564	3,513	27,732	73,443	988,188	16,497
Santa Maria	5,251,315	0	19,522	4,757	17,185	137,163	5,252	104,151	64,996	10,887	20,830	105	263,924	260,340	3,640	28,737	61,943	1,003,431	15,045
Santa Rosa	10,420,797	0	20,312	9,096	33,915	362,121	10,421	205,542	120,371	19,756	41,145	2,676	499,183	498,096	7,025	54,251	142,701	2,026,611	54,299
Shalimar (Indio)	6,325,869	0	19,589	4,755	20,685	166,518	6,326	125,359	77,759	14,832	25,117	44	323,961	319,864	4,354	34,422	73,796	1,217,380	26,981
Stockton	16,398,362	0	34,707	16,435	53,752	596,577	16,399	325,769	189,797	32,687	65,282	4,639	800,814	798,022	11,075	85,675	211,377	3,243,007	75,479
Surfside Race Place	52,086,933	0	145,702	30,495	170,500	1,383,415	52,087	1,033,330	636,468	110,638	206,764	9,131	2,440,663	2,408,135	35,642	282,289	615,299	9,560,558	167,273
Tulare	3,317,738	0	6,673	3,065	10,838	119,669	3,318	65,684	39,232	5,372	13,143	108	151,680	150,885	2,289	17,337	45,549	634,844	13,927
Turlock	8,098,763	0	17,090	7,611	26,502	296,919	8,099	160,619	95,857	13,146	32,138	324	394,061	392,000	5,593	42,343	122,094	1,614,394	28,129
Vallejo	14,124,551	0	28,775	13,779	46,345	526,094	14,125	280,881	162,967	28,830	56,217	6,447	697,972	695,071	9,509	73,492	183,364	2,823,868	60,269
Ventura	24,844,298	0	95,667	21,542	81,551	661,038	24,845	494,248	303,847	51,243	99,022	3,359	1,267,564	1,252,365	17,016	136,106	305,150	4,814,563	77,759
Victorville	7,248,843	0	27,264	6,899	23,793	199,498	7,249	144,201	86,774	16,608	28,897	2,899	368,356	364,652	4,859	39,420	77,835	1,399,204	47,111
(Total: 27 records)	441,825,799	0	1,198,698	378,165	1,448,319	14,094,184	441,837	8,777,686	5,241,546	897,276	1,758,641	98,766	21,634,439	21,472,301	300,097	2,354,655	5,467,125	85,563,734	1,667,073

\$14.1 Million
NCOTWinc. & SCOTWinc.
Expense Fund

\$21.6 Million
Track Commissions

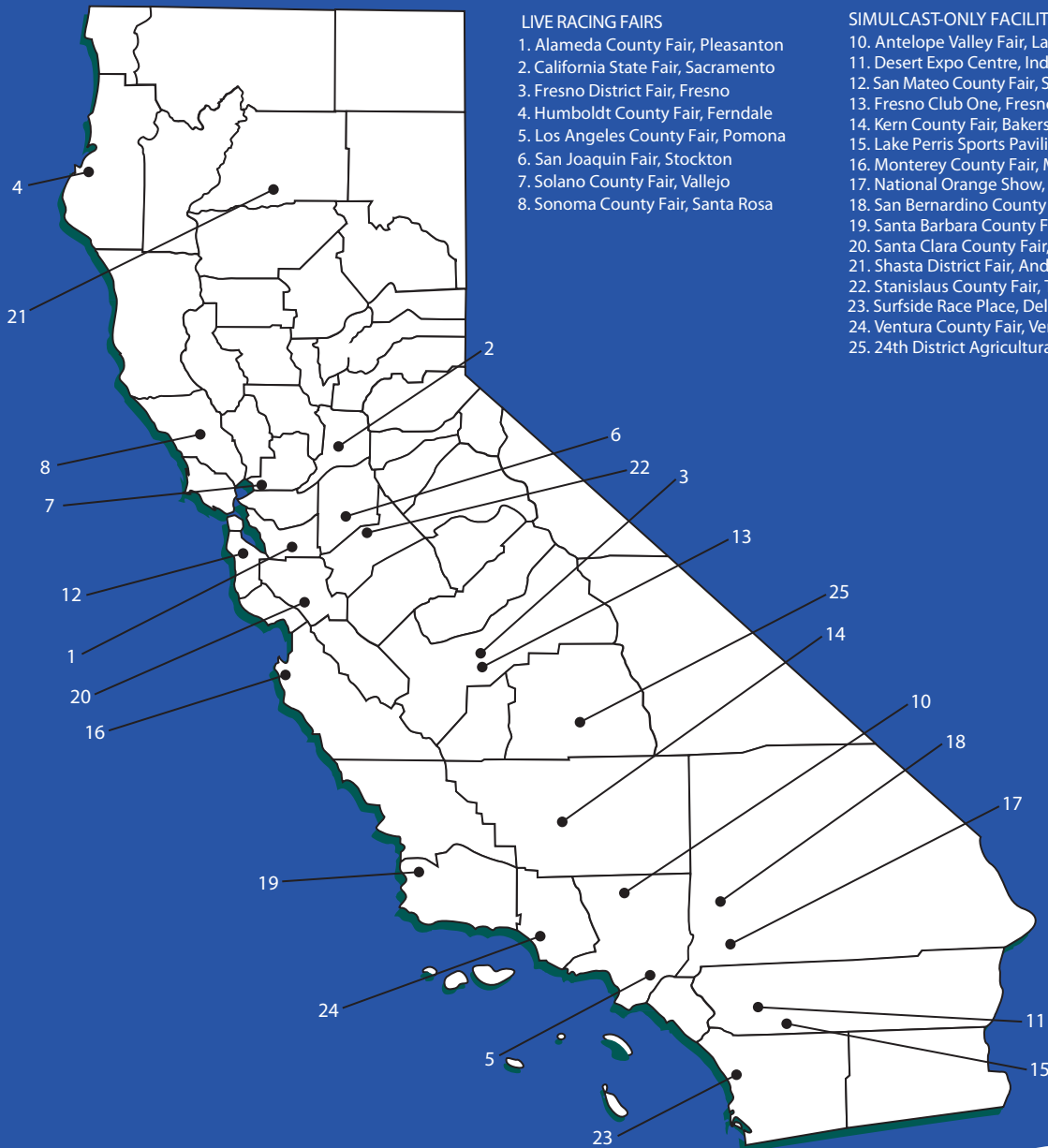
\$21.4 Million
to Purses

\$2.4 Million
Breeders & Sires Programs

\$85.6 Million
in Total Industry
Distributions

In 2009, 1,667,073 patrons visited Fair Satellite Wagering Facilities and bet \$441.8 million, contributing \$85.6 million to the CA racing industry.

Fair Satellite Wagering Facilities



CALIFORNIA AUTHORITY OF RACING FAIRS
Management Services and Contract Administration
for
Live Horse Racing Operations

Racing Operations

- CARF works with Racing Fairs on preparation, submission and presentation of CHRB License Applications
- Provides Racing Office computer system (all computer hardware/peripherals) and application software (Equibase) and manages service, technical support and transportation
- Provides and manages Paymaster services, including Paymaster (CARF employee) bank accounts, audits, payment of all purse moneys to owners and all other distributions of payment to various recipients
- Telecommunications: provision of voice, fax and data lines necessary to support racing, totalisator and simulcast operations
- Provides accounting, reconciliation and distribution of all parimutuel commissions, purse, license fees and other distributions
- Coordinates development and management of purse schedule through Fair Circuit in cooperation with Fair Racing Secretaries and Thoroughbred Owners of California
- Provides Supplemental Purse Fund management and accounting
- Provides marketing coordination through circuit
- Manages contracts for daily racing program production, printing and distribution
- Manages Condition Book production and distribution
- Manages contracts and logistics for provision of Jumbo Video Screen

CALIFORNIA AUTHORITY OF RACING FAIRS
Management Services and Contract Administration
for
Live Horse Racing Operations

Racing Operations (cont'd)

- Manages contract for Starting Gate
- Manages contract for Photo Finish
- Total Carbon Dioxide (TCO2) testing
- Furnishes electronic timing system with operator
- Oversees TV Replay System for Officials
- Manages provision of Temporary stalls
- Coordinates provision of Mobile offices for racing operations
- Daily, on-site management and oversight of all operations above, along with management, coordination and disposition of other matters that may arise from time to time in the course of conducting racing at Fairs
- Active liaison, representation and advocacy with on-track Stewards and with senior CHRB officials
- Manages consolidated purses' program.

Contracts with Horsemen's Associations

- Negotiate contracts with horsemen's associations, as required by statute.
- Thoroughbred Owners of California
- Cal Western Appaloosa
- Pacific Coast Quarter Horse Association
- Arabian Racing Association of California
- Racing Mule Association
- California Thoroughbred Trainers

CALIFORNIA AUTHORITY OF RACING FAIRS
Management Services and Contract Administration
for
Live Horse Racing Operations

Labor Agreements

- Maintains membership in Federation of California Racing Associations to provide representation in racing industry employer group for labor union negotiations.
- Local 280 Pari-Mutuel Employees Guild
- Local 1877 (formerly Local 399) AFL-CIO Service Employees International Union Valets and rec. barn personnel
- Local 495 International Brotherhood of Teamsters, Chauffeurs, Warehousemen and helpers of America
- Note: Assist Starters now with Teamsters Local 495 but under separate agreement

Racetrack Safety and Maintenance Program

- CARF developed this program and provides management oversight throughout Fair circuit.
- Works with Division of Fairs and Expositions to maintain funding support
- Contracts with Steve Wood, Trackmaster, Inc., to provide expert consultation and oversight of Fair track maintenance
- Carries lease agreements for specialized tractors used for maintaining track surfaces
- Owns and provides custom-built water truck (2001 Sterling).
- Owns and provides rock-picker (added 2003).
-

CALIFORNIA AUTHORITY OF RACING FAIRS
Management Services and Contract Administration
for
Live Horse Racing Operations

Racetrack Safety and Maintenance Program (cont'd)

- Owns or provides harrows, floats, and other miscellaneous equipment required for track maintenance.
- Manages all planning, heavy equipment transportation and logistics
- Provides daily, on-site management, key personnel and oversight
- No direct cost to Racing Fairs.
- Administers Jockey Club Equine Industry Database for CARF member Fairs

Recruitment Program for Out-of-State Horses

- Organizes and conducts out-of-state recruitment of horses to run at Northern California Fairs
- Manage payment of incentives
- Track and report on results of Recruitment Program

Parimutuel Wagering Operations

- Maintains totalisator contract
- Parimutuel labor contract
- NOTWInc agreement for Northern California simulcast network
- You Bet.com Advanced Deposit Wagering
- TVG Advanced Deposit Wagering
- Xpress Bet Advanced Deposit Wagering
- TwinSpires Advanced Deposit Wagering
- Provides all accounting, reconciliation, banking for ADW wagering operations

CALIFORNIA AUTHORITY OF RACING FAIRS
Management Services and Contract Administration
for
Live Horse Racing Operations

Personnel

- Racing Secretary
- Track Safety and Maintenance Manager
- Morning Fitness Vet
- Veterinarian
- TCO2 Technician
- Track Maintenance Crew Chief
- Horse Ambulance Driver
- Clocker and Timer
- Paymaster
- Program Manager
- Track Announcer
- Stewards' Aide
- Jocks' Room

Web Site Operation

- Manages racing Website www.calfairs.net on behalf of Fairs which conduct live racing
- Contracts with information service providers
- Daily management and administration of racing information provided to racing fans on Website

CALIFORNIA AUTHORITY OF RACING FAIRS
Management Services and Contract Administration
for
Live Horse Racing Operations

Simulcast Operations

- Manages Satellite Transmission and Encryption Services
- Manages TV Production for simulcast coverage
- Manages telecommunications support: provision of voice, fax and data lines necessary to support simulcast operations
- Furnishes back up electrical generators
- Provides accounting, reconciliation, banking for simulcast operations
- NOTWInc contract for Northern California simulcast network
- Manages contracts for out-of-state simulcast sites and distribution of daily racing programs and other simulcast information
- Payment of commissions, purses, license fees and all other distributions from simulcast operations

CK - January 2011