



1776 Tribute Road, Suite 205  
Sacramento, CA 95815  
Office: 916.927.7223 Fax: 916.263.3341  
[www.calairs.com](http://www.calairs.com)

**AGENDA**  
**CALIFORNIA AUTHORITY OF RACING FAIRS**  
**BOARD OF DIRECTORS MEETING**  
**JOHN ALKIRE, CHAIR**  
**12:30 P.M., TUESDAY, DECEMBER 11, 2012**  
**VIA TELECONFERENCE**

Notice is hereby given that a meeting of the California Authority of Racing Fairs' Board of Directors will commence at 12:30 p.m., Tuesday, December 11, 2012. The meeting will be held Via Teleconference only.

**AGENDA**

- I. Date, time and location of next meeting: February 5, 2013
- II. Approval of minutes.
- III. Report, discussion and action, if any, on Legislation for 2013 and beyond.
- IV. Report, discussion and action, if any, on Parimutuel Distribution and Proposed DRAFT Security Agreement.
- V. Report, discussion and action, if any, on 2013 Agency Budget.
- VI. Financials
- VII. Executive Director's Report



1776 Tribute Road, Suite 205  
Sacramento, CA 95815  
Office: 916.927.7223 Fax: 916.263.3341  
[www.calfairs.com](http://www.calfairs.com)

**NOTICE**  
**CALIFORNIA AUTHORITY OF RACING FAIRS**  
**BOARD OF DIRECTORS MEETING**  
**JOHN ALKIRE, CHAIR**  
**12:30 P.M., TUESDAY, DECEMBER 11, 2012**  
**VIA TELECONFERENCE**

Notice is hereby given that a meeting of the California Authority of Racing Fairs' Board of Directors will commence at 12:30 p.m., Tuesday, December 11, 2012. The meeting will be held Via Teleconference only.

**CARF Board of Directors Meeting**  
**Toll Free Dial In Number: (800) 791-2345**  
**Participant Code: 83711 #**  
**Via Teleconference**

The Public and members of the California Authority of Racing Fairs Board of Directors may participate from the following locations:

Alameda County Fair  
4501 Pleasanton Avenue  
Pleasanton, CA 94566

National Orange Show  
689 South E Street  
San Bernardino, CA 92408

Solano County Fair  
900 Fairgrounds Drive  
Vallejo, CA 94589

Antelope Valley Fair  
2551 West Ave. H, Suite 102  
Lancaster, CA 93536

Riverside National Date Festival  
46-350 Arabia Street  
Indio, CA 92201

Sonoma County Fair  
1350 Bennett Valley Road  
Santa Rosa, CA 95404

The Big Fresno Fair  
1121 S. Chance Avenue  
Fresno, CA 93702

San Bernardino Co. Fair  
14800 Seventh Street  
Victorville, CA 92395

Southern CA Fair  
18700 Lake Perris Dr.  
Perris, CA 92570

California State Fair  
1600 Exposition Blvd.  
Sacramento, CA 95815

San Joaquin Fair  
1658 S. Airport Way  
Stockton, CA 95206

Stanislaus County  
900 North Broadway  
Turlock, CA 95380

Humboldt County Fair  
1250 5<sup>th</sup> Street  
Ferndale, CA 95536

Shasta District Fair  
1890 Briggs Street  
Anderson, CA 96007

Tulare County Fair  
215 Martin Luther King  
Tulare, CA 93274

Kern County Fair  
1142 South P Street  
Bakersfield, CA 93307

Monterey County Fair  
2004 Fairground Road  
Monterey, CA 93940

Ventura County Fair  
10 West Harbor Blvd  
Ventura, CA 93001-2706

**CALIFORNIA AUTHORITY OF RACING FAIRS****Board of Directors****Tuesday, November 13, 2012****MINUTES**

A teleconference meeting of the California Authority of Racing Fairs Board of Directors was held at 12:30 P.M., Tuesday, November 13, 2012. The teleconference originated at the CARF offices, 1776 Tribute Road, Sacramento, California.

CARF Board directors attending by conference call: John Alkire, Norb Bartosik, Chris Borovansky, Dan Jacobs, Mike Paluszak, Rick Pickering and Kelly Violini.

Staff and Guests attending by conference call: Christopher Korby, Larry Swartzlander, Tom Doutrich, Heather Haviland, Amelia White, Raechelle Gibbons, Ann Grottveit, Louie Brown, Tawny Tesconi, Tom Sawyer, Nanette Martin, Chris Flaherty, Janet Covello, Cindy Olsen, Dave Mogni, Jim Morgan, Stuart Titus, Nate Dechoretz, John Quiroz, Dave Elliott and Richard Lewis.

**Agenda Item 1 – Date, Time and Location of Next Meeting.** The next CARF Live Racing Committee meeting will be held December 11, 2012 in Sacramento.

**Agenda Item 2 – Approval of Minutes.** Mr. Pickering moved to approve the meeting minutes as presented. Mr. Bartosik seconded, unanimously approved.

**Agenda Item 3 – Report, Discussion and Action, if any, on Legislation for 2012 and Beyond.** Mr. Brown reported that as a result of the recent election, the new legislature is scheduled to be sworn in December 3, 2012 and the Democrats have captured supermajority control in both the Assembly and Senate. If Democrats are unified, a supermajority would give the party strong control of the executive and legislative branches as well as the ability to override vetoes, confirm gubernatorial appointees, bypass legislative rules and put constitutional reforms before voters without Republican input and/or votes. This is the first time since 1933 that both houses have had a supermajority. Democrats' supermajority status will be one paper only for most of 2013 because a spate of expected vacancies and special elections will whittle their ranks to below the two-thirds threshold in the Assembly.

Mr. Korby presented a proposed legislative program for the 2013 legislation session which was approved for Board action during the 11:00 a.m. Live Racing Committee meeting:

- Extend the sunset on the California Marketing Committee (CMC) through January 1, 2019 with a prospective increase in distribution to CMC from .35 to .45.
- Restructure representation on the California Horse Racing Information Management Systems (CHRIMS), require audited pari-mutuel handle reports and use CHRIMS

funding from California handle solely for expenditures on CHRIMS activities in California.

- Amend Breeders' Cup marketing language to allow CMC to allocate SB 1072 purse distributions to Breeders' Cup purses as well as marketing Breeders' Cup.
- Secure a specific block of dates in the racing calendar (i.e. June 1 through October 15) as Fair dates to be run by Fairs or as a combined Fair meeting. Pari-mutuel distributions TBD.
- Discuss and formulate strategies for license fees, Internet poker and sports wagering as needed.

Mr. Korby proposed CARF Board authorization to proceed with the legislative items presented in the meeting packet as framework for navigating the 2013 legislative session.

Mr. Borovansky stated that Fairs are struggling to make the existing model of satellite operations viable and asked if staff has considered an increase in satellite takeout. Mr. Korby responded that fallout from the takeout increases in SB 1072 have made discussions regarding takeout increases difficult within the industry, but that in the current legislative landscape, Internet poker and sports wagering offer better opportunities for providing relief to satellites. Mr. Brown stated that the 2% model is entirely outdated and that correcting that model is always part of the discussion when any horse racing legislation is being considered. Mr. Borovansky stated that having a new group of elected legislators provides an opportunity to provide education regarding the struggles facing Fair satellites and possibly generating new interest in the topic. Mr. Korby stated that staff will ensure the satellite takeout model is incorporated into CARF talking points and educational materials.

Mr. Borovansky moved approval to give Staff authority to proceed with the legislative framework titled "California Authority of Racing Fairs Proposed Legislative Program 2013" as presented. Mr. Bartosik seconded, unanimously approved.

**Agenda Item 4 – Report, Discussion and Action, if any, on Racing Dates for 2013 and Beyond.** Mr. Korby reported that the only outstanding item in regards to the 2013 racing calendar is the financial details involving the dates that have been allocated concurrently to Humboldt County Fair and Golden Gate Fields. Mr. Korby stated that representatives of Humboldt County Fair reported on the latest developments from their perspective at the 11:00 a.m. Live Racing Committee meeting and asked them to do so again for the benefit of the CARF Board.

Mr. Titus reported that Mr. Morgan is in trial and unable to participate in today's conference call. Discussions between Jim Morgan and Joe Morris are ongoing, day-to-day, as both have time. Many of the variables that were under negotiation have changed in character, if not in content. Mr. Titus requested that the CARF Board table this item until the CHRB meeting Thursday, at which time he anticipates the parties will have reached a resolution.

Mr. Korby stated that the CARF Board would not be able to consider the item until the December meeting. Mr. Titus stated that he understood.

Mr. Borovansky asked Mr. Titus precisely what has changed in the character of the negotiations. Mr. Titus responded that Mr. Morgan is representing Humboldt in this matter and that the variables are literally changing day by day, if not hour by hour. Mr. Titus stated that negotiations are ongoing and he does not have any details to share today, but that the emphasis is in creating a situation that will allow Humboldt to generate sufficient purse money for the 2013 meet.

Mr. Morgan joined the call. He reported that he was not calling from a publically noticed location and stated that he would continue to participate, or terminate his call, at the Board's pleasure. Mr. Morgan stated that he has an appointment with Mr. Morris this afternoon and that the two parties have made progress in seeking to resolve the issue, including concessions being made on both sides of the table.

Mr. Pickering asked to confirm that Humboldt County Fair is not seeking CARF Board action until the December 2012 meeting. Mr. Pickering asked to reiterate the comment he made during the Live Racing Committee meeting that when he voted in favor of the motion in September, he was not supporting an open ended checkbook on behalf of Ferndale with CARF support, as some industry members have suggested Humboldt is representing. Furthermore, Humboldt County Fair legal staff should not be sending e-mails stating that CARF Live Racing Committee members are not supporting the Fair when Humboldt County Fair representatives cannot establish a clear position on whether, or what, they want the CARF Board to vote on.

Mr. Morgan stated that he has never suggested an open ended checkbook for Ferndale, just the opportunity to be considered in the revenue generating process when Golden Gate Fields, or any other non-CARF meet, wishes to concurrently occupy dates traditionally allocated to Ferndale, or any other CARF meet. Mr. Morgan stated that he would be willing to clarify that message to any industry member that isn't fully aware of the situation.

Mr. Morgan stated Humboldt will not seek a vote at this meeting and that, due to the location of his call, he will terminate his participation at the conclusion of this agenda item. Mr. Borovansky asked to clarify that Humboldt would not be seeking CARF support of a joint proposal, should one be reached, between Humboldt and Golden Gate Fields at Thursday's CHRB meeting. Mr. Morgan stated that he hoped CARF would support the dates allocated to Humboldt and remain neutral regarding the financial arrangements proposed by either Humboldt or Golden Gate Fields.

Mr. Korby asked the CARF Board to authorize him, if asked by CHRB Directors, to declare CARF's position as neutral at the California Horse Racing Board meeting on Thursday, November 15, 2012. Ms. Violini moved Mr. Korby's request as presented. Mr. Jacobs seconded for discussion. Mr. Pickering stated that he was not comfortable having CARF commit to a neutral, or any other, position on an unseen proposal. Mr. Pickering feels that Mr. Korby should be authorized to confirm, if asked, that this item was withdrawn from the CARF Board agenda at the request of Humboldt County Fair.

Mr. Bartosik recommended that Ms. Violini and Mr. Jacobs withdraw their motion and seconded due to the resulting discussion. Mr. Bartosik suggested that the Board depend on Mr. Korby judgment and authorize him to use his discretion when speaking to the industry regarding matters involving the agreement between Humboldt County Fair and Golden Gate Fields as the matter unfolds. Ms. Violini asked if Mr. Korby was comfortable with Mr. Bartosik's suggestion. Mr. Korby stated that he would be comfortable with that direction. Ms. Violini withdrew her motion. Mr. Jacobs withdrew his second.

Mr. Pickering stated that he appreciated Humboldt County Fair's decision to withdraw the item and not pressure CARF Board of Directors to take a position on a proposal that is still fluid in nature.

Mr. Bartosik moved to authorize Mr. Korby to use his best discretion in communicating CARF's position regarding any agreement or proposal reached by Humboldt County Fair and Golden Gate Fields regarding revenue sharing between the two parties during concurrently allocated dates. Mr. Pickering seconded, unanimously approved.

Mr. Sawyer stated that he has been asked by the San Joaquin County Fair Board of Directors to request June dates for the 2013 and 2014 race meets in Stockton. Mr. Korby responded that the 2013 dates have already been allocated by the California Horse Racing Board, but that 2014 is an open issue. Mr. Sawyer thanked the Board for its consideration. Mr. Pickering added that though he was sympathetic to Stockton's situation, he didn't feel CARF would receive any traction in requesting June dates for 2013 from the rest of the racing industry.

\* Minutes from the Live Racing Committee meeting pertaining to this topic are included after Agenda Item 8 - Executive Director's Report.

**Agenda Item 5 – Report, Discussion and Action, if any, on Pari-Mutuel Distributions and DRAFT Security Agreement.** Mr. Korby reported that the meeting packets include a draft *Security Agreement and Assignment of Pari-Mutuel Commissions between CARF and Fair Associations* and a draft *Promissory Note*. Mr. Korby stated that by drafting a formal security agreement, the goal of CARF staff was to develop a mechanism that would more carefully and deliberately structure the flow of funds back and forth between CARF and member Fairs. This flow of funds is most significant with respect to racing Fairs and involves the distribution of commission monies that come through CARF, the payment of expenses that are paid by CARF when underwriting key racing operations and the money that is reimbursed back to CARF to pay for those expenses incurred while conducting racing and related activities on behalf of member Fairs.

The security agreement, as proposed, is a contract that includes a promissory note, as a further mechanism, that would protect CARF and protect member Fairs collectively for those monies that move back and forth between racing Fairs and CARF.

This item was placed on the agenda to put the draft agreement out for discussion and to make the group aware of the direction CARF is moving to protect the agency and Fairs. Mr. Korby emphasized that this document is a draft and that staff is open to any feedback regarding language and/or intent, but that staff would like the Board's support to move forward in developing a formal agreement. At the 11:00 a.m. Live Racing Committee meeting, Mr. Bartosik moved that the California State Fair, San Joaquin Fair and Big Fresno Fair join together in asking legal counsel (Deputy Attorney General Jerry Blair) to review the document and ensure it represents the best interest of the DAAs. The motion was adopted by the Live Racing Committee, with Mr. Pickering abstaining. Mr. Bartosik suggested tabling Board action until such time as the DAA's have had the document reviewed by legal counsel.

**Agenda Item 6 – Report, Discussion and Action, if any, on Purposed Changes to SCOTWinc. Guest Agreements with Satellite Facilities.** Mr. Korby reported that the latest draft of the SCOTWinc. Agreement with satellites, titled *Guest Agreement to Provide Audiovisual Signal and Pari-Mutuel Services to Satellite Wagering Facilities* is included in the meeting packet. Mr. Korby made significant changes to the draft and sent the revised document back to SCOTWinc. At this time, SCOTWinc. has not responded to the latest changes.

**Agenda Item 7 – Financials.** Mr. Korby reported that financials are included in the meeting packet and that Ms. Gibbons is available to answer questions.

Mr. Alkire asked Mr. Jacobs is he had any questions or comments. He did not.

**Agenda Item 8 – Executive Director's Report.** Mr. Korby reported that Mark Verge is no longer the acting CEO at Santa Anita Park. George Haines, long-term executive at Santa Anita will assume management duties.

Mr. Sawyer requested that an agenda item for purse payment status be included for the December Live Racing Committee and Board of Directors meetings.

[Live Racing Committee Meeting Minutes – November 13, 2012 at 11:00 a.m. – Agenda Item 4]

**Agenda Item 4 – Report, Discussion and Action, if any, on Racing Dates for 2013 and Beyond.** Mr. Korby reported that the only outstanding item in regards to the 2013 racing calendar is the financial details involving the dates that have been allocated concurrently to Humboldt County Fair and Golden Gate Fields. Mr. Korby asked representatives of Humboldt County Fair to report on the latest developments from their perspective.

Mr. Titus reported that Mr. Morgan is in trial and unable to participate in today's conference call. Discussions between Jim Morgan and Joe Morris are ongoing, day-to-day, as both have time. Mr. Titus reported that an agreement was reached yesterday and that he expects a joint statement will be issued today and Chairman Brackpool will be updated as to the status of negotiations. (continued...)

Dave Elliott questioned if monies generated by SB 763 in 2012 are commissions or purse money and if those monies are paid out by Humboldt County Fair in the form of purses. Mr. Titus responded that the money comes to them in the form of commissions and is not paid out in purses. Dave Elliott asked if the \$50,000 from Golden Gate Fields and \$104,000 from TOC and DMTC are given to Humboldt as commissions. Mr. Titus confirmed that they are received as commissions.

Mr. Mogni stated that the CARF Board of Directors has yet to take action on the Live Racing Committee's recommendation regarding a general motion for policy stating that to the extent a non-CARF entity wishes to run concurrently with a CARF meet, the affected Fair ought to participate in the increased revenue generated during the period of overlap from the host fees and any additional revenue that is generated to the horse racing industry.

Mr. Titus stated that in light of recent negotiations, Humboldt is withdrawing its request for CARF Board support until Humboldt County Fair has a firm proposal to offer.

Mr. Pickering stated that when he voted in favor of the motion in September, he was not supporting an open ended checkbook on behalf of Ferndale with CARF support. Furthermore, Humboldt County Fair legal staff should not be sending e-mails stating that CARF Live Racing Committee members are not supporting the Fair when Humboldt County Fair representatives cannot establish a clear position on whether, or what, they want the CARF Board to vote on. Mr. Pickering stated he would like to discuss the matter further at the Board level.

Respectfully submitted,  
Heather Haviland



**CALIFORNIA AUTHORITY OF RACING FAIRS**  
**LEGISLATIVE PROGRAM FOR 2013**

---

***California Marketing Committee (CMC)***

- Extend sunset on CMC through January 1, 2019.
- [*Prospective: Increase distribution to .35 / .4%*]

***CHRIMS***

- Require audited parimutuel handle reports from CHRIMS, including ADW handle.
- Re-structure representation on CHRIMS board to include two Thoroughbred association members (North & South) two TOC members (North & South); two Fair satellite members (North & South); one night industry member; total seven. CHRIMS funding derives from California simulcast parimutuel, including Fair satellite facilities.
- Use CHRIMS' funding from California parimutuel handle solely for expenditures on CHRIMS activities in California.
- Options to be discussed.

***Support for Breeders' Cup in California***

- Amend Breeders Cup marketing language to allow CMC to allocate SB 1072 purse distributions (2%/3% additional from exotics) for marketing Breeders Cup OR FOR PURSES on Breeders' Cup races. Support efforts which encourage Breeders' Cup to run in California.

***Racing Dates***

- Summer dates June 1 through October 15 are designated as Fair dates run by Fairs or as combined Fair meeting.
- Parimutuel distributions TBD.

***License Fees***

- Specific language to be developed by CARF.

***Internet Poker***

- Support. Work with legislators and industry stakeholders to develop legislation.

***Sports Wagering***

- Support. Work with legislators and industry stakeholders to develop legislation.

***2% Satellite Commissions***

- Work with legislators and industry stakeholders to develop legislation for satellite facility commission structure that will help keep Fair satellites economically viable.

Adopted by CARF Board  
November 2012



**JOHN A. PÉREZ**  
SPEAKER OF THE ASSEMBLY

December 3, 2012

E. Dotson Wilson  
Chief Clerk of the Assembly  
State Capitol, Room 3196  
Sacramento, California

Dear Dotson:

Please be advised that I have made appointments to the following committees for the 2013-14 Regular Session:

**Accountability and Administrative Review**

Assemblymember Jim Frazier, Chair

**Aging and Long-Term Care**

Assemblymember Mariko Yamada, Chair

**Agriculture**

Assemblymember Susan Talamantes Eggman, Chair

**Appropriations**

Assemblymember Mike Gatto, Chair

**Arts, Entertainment, Sports, Tourism and Internet Media**

Assemblymember Ian C. Calderon, Chair

**Banking and Finance**

Assemblymember Roger Dickinson, Chair

**Budget**

Assemblymember Bob Blumenfield, Chair

**Budget Subcommittee No. 1 on Health and Human Services**

Assemblymember Holly J. Mitchell, Chair

**Budget Subcommittee No. 2 on Education Finance**

Assemblymember Susan A. Bonilla, Chair

**Budget Subcommittee No. 3 on Resources and Transportation**

Assemblymember Richard Bloom, Chair

**Budget Subcommittee No. 4 on State Administration**

Assemblymember Tom Daly, Chair

**Budget Subcommittee No. 5 on Public Safety**

Assemblymember Reginald Byron Jones-Sawyer, Sr., Chair

**Budget Subcommittee No. 6 on Budget Process, Oversight and Program Evaluation**

Assemblymember Bob Blumenfield, Chair

**Business, Professions and Consumer Protection**

Assemblymember Richard S. Gordon, Chair

**Education**

Assemblymember Joan Buchanan, Chair

**Elections and Redistricting**

Assemblymember Paul Fong, Chair

**Environmental Safety and Toxic Materials**

Assemblymember Luis A. Alejo, Chair

**Governmental Organization**

Assemblymember Isadore Hall III, Chair

**Health**

Assemblymember Richard Pan, Chair

**Higher Education**

Assemblymember Das Williams, Chair

**Housing and Community Development**

Assemblymember Norma J. Torres, Chair

**Human Services**

Assemblymember Mark Stone, Chair

**Insurance**

Assemblymember Henry T. Perea, Chair

**Jobs, Economic Development, and the Economy**

Assemblymember Jose Medina, Chair

**Judiciary**

Assemblymember Bob Wieckowski, Chair

**Labor and Employment**

Assemblymember Roger Hernández, Chair

**Local Government**

Assemblymember Katcho Achadjian, Chair  
Assemblymember Marc Levine, Vice Chair

**Natural Resources**

Assemblymember Wesley Chesbro, Chair

**Public Employees, Retirement and Social Security**

Assemblymember Rob Bonta, Chair

**Public Safety**

Assemblymember Tom Ammiano, Chair

**Revenue and Taxation**

Assemblymember Raul Bocanegra, Chair

**Rules**

Assemblymember Nancy Skinner, Chair  
Assemblymember Scott Wilk, Vice Chair  
Assemblymember Franklin E. Bigelow  
Assemblymember Cheryl R. Brown  
Assemblymember Ed Chau  
Assemblymember Tim Donnelly  
Assemblymember Curt Hagman  
Assemblymember Adrin Nazarian  
Assemblymember V. Manuel Pérez  
Assemblymember Bill Quirk  
Assemblymember Shirley N. Weber  
Assemblymember Ken Cooley, Democratic Alternate  
Assemblymember Marie Waldron, Republican Alternate

**Transportation**

Assemblymember Bonnie Lowenthal, Chair

**Utilities and Commerce**

Assemblymember Steven Bradford, Chair

**Veterans Affairs**

Assemblymember Al Muratsuchi, Chair

**Water, Parks and Wildlife**

Assemblymember Ben Hueso, Chair

**Joint Legislative Audit**

Assemblymember Adam C. Gray, Chair

**Assembly Legislative Ethics**

Assemblymember Cristina Garcia, Co-Chair  
Assemblymember Allan R. Mansoor, Co-Chair

**Select Committee on Agriculture and the Environment**

Assemblymember Marc Levine, Chair

**Select Committee on Community Colleges**

Assemblymember Steve Fox, Chair

**Select Committee on Job Creation for the New Economy**

Assemblymember Sharon Quirk-Silva, Chair

**Select Committee on Regional Approaches to Addressing the State's Water Crisis**

Assemblymember Rudy Salas, Jr., Chair

**Select Committee on Regional Transportation Solutions**

Assemblymember Sharon Quirk-Silva, Chair

**Select Committee Workforce and Vocational Development in California**

Assemblymember Rudy Salas, Jr., Chair

Sincerely,



**JOHN A. PÉREZ**  
Speaker of the Assembly

# California Legislative Election Results

## November 2012

---

### Assembly District 1 – Brian Dahle (R)

**Registration: 29% D, 43% R, NPP 21% Election: Dahle (R) 65.5%, Bosetti (R) 34.5%**



This district encompasses the Northeastern corner of the State from Lake Tahoe up to the Oregon border and East to the Nevada border. Voters in the district tend to be conservative but also very independent. The largest counties in the district are Shasta and Nevada and the largest city is Redding.

Dahle, a third generation farmer, was elected to the Lassen BOS in 1996. He owns two businesses – Big Valley Seed Company and Big Valley Nursery. He and his wife, Megan, have three children. She serves on the Big Valley Joint Unified School Board. He was endorsed by Dan Logue, the CA Republican Assembly, and the CA Farm Bureau Federation among others.

Dahle will term out of the Assembly in 2024.

### Assembly District 2 – Wes Chesbro (D)

**Registration: 46% D, 25% R, NPP22% Election: Chesbro (D) 63.5%, Lynch (D) 36.5%**



Chesbro has served in the Legislature since 1998 when he was elected to the State Senate. He termed out of the Senate in 2006 and was first elected to the Assembly in 2008. The North Coast District includes all or portions of Del Norte, Humboldt, Mendocino, Sonoma, and Trinity Counties. While the area is very liberal, it is arguably the most “conservative” of the north coast liberals.

Chesbro was a founding member of the Integrated Waste Management Board upon its creation in 1990 and served a second stint after terming out of the Senate while he awaited a return to Sacramento as an Assemblyman. During the 2011-12 Session, he served as Chairman of the Assembly Natural Resources Committee. Chesbro and his wife Cindy have two adult sons.

Chesbro will term out of the Assembly in 2014.

### Assembly District 3 – Dan Logue (R)

**Registration: 33% D, 40% R, NPP 20% Election: Logue (R) 55.4%, Rouse (D) 44.6%**



Logue has served in the Assembly since 2008. There was a bit of a shuffle in this area as both Logue and Jim Nielsen were drawn into the same district. In the end, a series of events saw Logue move to run in the AD3. The District includes all or portions of Butte, Colusa, Glenn, Sutter, Tehama, and Yuba Counties.

This is a largely agricultural region and politically conservative with the exception of the City of Chico, home to a State University. Logue is seen as a hard conservative and had to battle it out with a fellow conservative. Independent Expenditures came in big to help Logue through to the general election. During the 2011-12 Session, he served as Chief Whip for the Republican caucus. Logue and his wife, Peggy, have one daughter.

Logue will term out of the Assembly in 2014.

## **Assembly District 4 – Mariko Yamada (D)**

**Registration: 46% D, 26% R, NPP 23% Election: Yamada (D) 62.4%, Munn (R) 37.6%**



Yamada has served in the Legislature since 2008. This safe Democrat district includes all or portions of Colusa, Lake, Napa, Solano, Sonoma, and Yolo Counties. The district encompasses a mix of urban and rural areas and incorporates both UC Davis and the wine growing region of Napa.

Yamada is a social worker by training and has previously worked in Washington DC with the Department of Commerce's Office of Civil Rights and the Equal Employment Opportunity Commission. Her family was interred during World War II. She and her husband, Janlee Wong, also a social worker, have two adult daughters. Yamada has been very active in the social services policy arena and each year participates in the "Food Stamps Challenge" for a week, blogging about her experience.

Yamada will term out of the Assembly in 2014.

## **Assembly District 5 – Frank Bigelow (R)**

**Registration: 32% D, 43% R, NPP 19% Election: Bigelow (R) 52.5%, Oller (R) 47.5%**



This safe Republican district includes all or portions of Alpine, Amador, Calaveras, El Dorado, Madera, Mariposa, Mono, Placer, and Tuolumne Counties. Oller had hoped to return to the Assembly for a few short years until a run for Congress in 2014. Bigelow came in second in the primary, earning a spot on the November ballot where he managed to overtake Oller by a wide margin. Bigelow has served on the Madera County Board of Supervisors since 1999.

Bigelow received endorsements from Tom Berryhill, Anthony Cannella, Jeff Denham, and Devin Nunes. Bigelow ran on a platform of capping State spending, pension reform, and regulatory reform. Bigelow and his wife Barbara have two children and two grandchildren.

Bigelow will term out of the Assembly in 2024.

## **Assembly District 6 – Beth Gaines (R)**

**Registration: 28% D, 48% R, NPP 20% Election: Gaines (R) 69.4%, Pugno (R) 30.6%**



This district produced some unexpected fireworks when Andy Pugno jumped into the primary in an apparent attempt to settle a score from a May 2011 special election. Pugno ran previously in a neighboring district but found himself with an opportunity to challenge Gaines when new district lines came out. This suburban, safe Republican district includes all or portions of El Dorado, Placer, and Sacramento Counties.

Gaines was elected to the Assembly in a 2011 special to fill a vacancy created when her husband was elected to the Senate. She defeated a Pugno ally in that race after jumping in extremely late. Pugno initially promised he would be back whichever Republican ended up on top of a split primary but when Gaines ended up there with Pugno in second place, he went back on his word. In the end, Gaines was able to hold off the attack. Prior to her election, Gaines worked at home and at the family insurance agency. She is married to State Senator Ted Gains and they have five children.

Gaines will term out of the Assembly in 2018.



## Assembly District 7 – Roger Dickinson (D)

**Registration: 48% D, 25% R, NPP 22% Election: Dickinson (D) 69.6%, Zachariou (R) 30.4%**



This urban, safe Democrat district includes all or portions of Sacramento and Yolo Counties. It has a high concentration of government workers and is one of the most diverse communities in the country according to some reports. Dickinson was elected to the Assembly in 2010.

Prior to 2010, Dickinson served on the Sacramento City Council after spending his career as an attorney first for the California Department of Consumer Affairs and then in private practice. His firm specialized in auto warranty and sales misrepresentation litigation. He received significant labor support and in many ways is a quintessential Labor Democrat. His wife, Marj, works at UC Davis in government and community relations.

Dickinson will term out of the Assembly in 2016. He is expected, however, to run against colleague Richard Pan for a Senate seat in 2014.

## Assembly District 8 – Ken Cooley (D)

**Registration: 41% D, 37% R, NPP17% Election: Cooley (D) 53.8%, Tateishi (R) 46.2%**



The race in this suburban district was one of just six truly competitive Assembly contests in the State. The district, which is entirely within Sacramento County, had largely been represented by true Moderate Democrat Alyson Huber – who declined to run for re-election based on personal issues. The Republicans saw this district as perhaps their best opportunity to “pick up” a seat from the Democrats.

That was not to be, however, based in part on a very strong effort to register new Democrat voters. The party gained two percentage points between the primary and general elections while Republicans saw registration decline by one point.

Prior to November, Cooley was no stranger to the Capitol. He served as Principle Consultant to the Senate Banking, Finance and Insurance Committee. He is no stranger to elected office either having served on the Rancho Cordova City Council since 2002. Cooley is considered a solid Moderate. He has been married to wife Sydney for 37 years and they have adult sons.

Cooley will term out of the Assembly in 2024.

## Assembly District 9 – Richard Pan (D)

**Registration: 46% D, 32% R, NPP 19% Election: Pan (D) 58.3%, Amador (R) 41.7%**



Pan has served in the Assembly since 2010. This safe Democrat district is made up of urban and suburban portions of Sacramento and San Joaquin Counties. Pan’s home, and much of his current constituency, were drawn into Assembly District 7 forcing his family to move so he could run in this newly drawn district and avoid a clash with Dickinson. Doing so allowed Pan to cruise easily to victory.

A pediatrician, Pan is generally a reliable Democrat vote on most issues but has bucked his party when he sees no scientific basis for regulation. For instance, he opposed legislative attempts to ban use of the chemical BPA and also was a vocal opponent of Proposition 37. He has a keen interest in public health issues, particularly obesity. Pan’s wife, Dr. Wang, is a dentist and they have one son.

Pan will term out of the Assembly in 2016 though he is expected to run against colleague Roger Dickinson for an open State Senate seat in 2014.

## **Assembly District 10 – Marc Levine (D)**

**Registration: 54% D, 19% R, NPP 22% Election: Levine (D) 51%, Allen (D) 49% (11/13)**



Michael Allen served in the Assembly since 2010 and was not due to term out until 2016. However, the new top-two primary system brought an unexpectedly strong challenger in Marc Levine, who will have the distinction of being one of only two or three candidates to beat a sitting incumbent in the 2012 General.

The district encompasses all or portions of Marin and Sonoma Counties. While Allen emerged from the Primary as the top vote-getter, he had secured just 31% of the vote with the other Democrats amassing 43% of the vote. He was not able to make up enough ground and Levine appears to have squeaked by.

Levine has a political science and military background and was active in party politics serving locally and as chair of the State party's Business and Professions Committee. He and his wife, Wendy, have two children.

Levine will term out of the Assembly in 2024.

## **Assembly District 11 – Jim Frazier (D)**

**Registration: 48% D, 27% R, NPP 21% Election: Frazier (D) 61.5%, Hudson (R) 38.5%**



This open seat encompasses all or portions of Contra Costa, Sacramento, and Solano Counties. It skirts San Francisco and the Central Valley with the solidly Democratic area home to a diverse, middle class population. Many residents work in the Bay Area but have migrated inland to find affordable housing.

Frazier currently serves on the Oakley City Council and is a contractor by trade. He has a union carpenter apprenticeship and received strong Labor backing in his race. He ran on a platform of job creation, repairing roads and highways, maintaining funding for public safety and education, and water issues. He and his wife of more than 30 years, Janet, had two daughters the oldest of whom was killed in an auto accident on Highway 50. That loss prompted the couple to advocate successfully for highway dividers and to found a charity that delivers care packages to hospitalized children.

Frazier will term out of the Assembly in in 2024.

## **Assembly District 12 – Kristin Olsen (R)**

**Registration: 36% D, 41% R, NPP 17% Election: Olsen (R) 60.7%, Mateo (D) 39.3%**



Olsen was elected to the State Assembly in 2010. This traditionally agricultural region has recently begun attracting Bay Area workers looking for affordable housing. The district includes all or a portion of San Joaquin and Stanislaus Counties and is considered a stretch for Democrats despite the relatively close registration margin. "Valley Democrats" tend to vote more conservatively than their counterparts elsewhere in the State as demonstrated by vote totals here.

In addition to having experience in local government, Olsen served as an aide to former State Senator Tim Leslie so she knew the ropes in Sacramento when she arrived.

Olsen will term out of the Assembly in 2016.

### **Assembly District 13 – Susan Talamantes Eggman (D)**

**Registration: 49% D, 32% R, NPP 15% Election: Eggman (D) 63.3%, Jafri (R) 34.7%**



This open seat is entirely within San Joaquin County including the population centers of Stockton and Tracy, which form the core of this district. Eggman faced what should have been a strong, union-backed opponent but she effectively halted the campaign before the primary election when she became the target of negative ads. Eggman then was able to face a Republican in this conservative Democrat district. She is expected to be a solid moderate in Sacramento.

Trial by fire would be one description of Eggman's years on the Stockton City Council having weathered labor strife, the housing crash, and even municipal bankruptcy. Those difficult decisions and challenging years on the Council provided Eggman with the political toughness necessary to stick to her guns and make tough votes in the face of opposition. She is a US Army veteran and works as a social work professor at Sacramento State University.

Eggman will term out of the Assembly in 2024.

### **Assembly District 14 – Susan Bonilla (D)**

**Registration: 51% D, 22% R, NPP 22% Election: Bonilla (D) 100%**



Bonilla was first elected to the Assembly in 2010. She was the lone candidate in this safe Democratic seat. The district encompasses all or a portion of Contra Costa and Solano Counties. The District is solidly middle class and largely blue collar. One of the population centers, the City of Vallejo, is the largest in California to have ever filed bankruptcy.

Prior to joining the Legislature, Bonilla served on the Contra Costa Board of Supervisors and prior to that had served on the Concord City Council. She is a high school English teacher by trade. During the 2011-12 Session she was Chair of the Assembly Budget Subcommittee 2 on Education Finance. She and her husband, John, have four daughters and two grandkids.

Bonilla will term out of the Assembly in 2016.

### **Assembly District 15 – Nancy Skinner (D)**

**Registration: 64% D, 8% R, NPP 19% Election: Skinner (D) 86.7%, Ruyle (P&F) 13.3%**



Skinner was first elected to the Assembly in 2008. This Bay Area district boasts one of the most sizeable Democrat registration advantages in the State. The nature of this region is well exemplified in the fact that Skinner's opponent was a Peace & Freedom Party member. The district includes portions of Alameda and Contra Costa Counties including the Cities of Berkeley and Richmond.

Prior to her Legislative career, Skinner served on the Berkeley City Council for nearly a decade as well as the East Bay Regional Park District. She was also US Director of The Climate Group and had political experience coordinating now-Senator Loni Hancock's first successful bid for the State Assembly. Skinner and her husband, Lance, have one adult daughter.

Skinner will term out of the Assembly in 2014.

## Assembly District 16 – Joan Buchanan (D)

**Registration: 40% D, 33% R, NPP 22% Election: Buchanan (D) 59.1%, Philips (R) 40.9%**



Buchanan was first elected to the Assembly in 2008. She faced significant challenges in her first two elections, squeaking out a victory in 2008 to steal this seat from the Republican column. Redistricting changed the shape of this suburban district enough to allow her a relatively easy ride to her third and final term. The district includes all or portions of Alameda and Contra Costa counties and encompasses what is known as the Tri Valley Region.

Prior to joining the Assembly, Buchanan's only elected experience was as a member of the San Ramon Valley School Board, a post she held for over a decade. She is an economist by training and worked for Delta Dental Plan for several years, rising quickly through the ranks. She left the workforce to raise her three children and became a community activist. In the 2011-12 Session she served as Chair of the Education Committee.

Buchanan will term out of the Assembly in 2014.

## Assembly District 17 – Tom Ammiano (D)

**Registration: 59% D, 7% R, NPP 30% Election: Ammiano (D) 86.2%, Clark (R) 13.8%**



Ammiano was first elected to the Assembly in 2008. This is another districts with one of the highest Democrat registration advantage in California and lies entirely within the City and County of San Francisco. It encompasses the best known tourist attractions of North Beach, Union Square, Haight-Ashbury, Chinatown, and the Castro along with Fishermen's Wharf and Lombard Street.

Prior to his election to the Assembly, Ammiano served on the San Francisco Board of Supervisors and prior to that the San Francisco School Board. He is a teacher by trade and spent time teaching children in South Vietnam through a program run by the Quakers. He is a comedian – in more ways than one – and was in a domestic partnership for 16 years before he lost his partner to AIDS. Ammiano has one grown daughter and one grandchild.

Ammiano will term out of the Assembly in 2014.

## Assembly District 18 – Rob Bonta (D)

**Registration: 63% D, 9% R, NPP 19% Election: Bonta (D) 50.5%, Guillen (D) 49.5%**



This was one of the closest elections of 2012, with winner Bonta beating out his opponent by a scant 2,333 Votes (as of 11/14). The safe Democrat district lies entirely within Alameda County and boasts another of the most lopsided Democrat majorities in the state - which is no surprise given Alameda County is the most Democratic in California in terms of registration statistics.

Bonta currently serves as Vice Mayor of the Alameda City Council and works as a City Attorney for the City of San Francisco. In that capacity, he spends his time pursuing large corporations for alleged anti-consumer practices and fraud. He has quite an impressive educational background, having studied at both Yale and Oxford. He and his wife, Mialisa, have three children.

Bonta will term out of the Assembly in 2024.

## Assembly District 19 – Phil Ting (D)

**Registration: 52% D, 12% R, NPP 32% Election: Ting (D) 58.4%, Breyer (D) 41.6%**



This race, in a heavily Democrat district encompassing portions of San Francisco and San Mateo Counties, saw Michael Breyer spend more than \$500,000 of his personal wealth in an unsuccessful effort to defeat Phil Ting. Residents here generally live in the more suburban neighborhoods of San Francisco and the surrounding area, not in the City core. While many voters consider themselves to be either more fiscally or more socially conservative than their fellow San Francisco area residents, they are still Bay Democrats and support Republicans at a very low rate.

Ting currently serves as the San Francisco Assessor-Recorder and previously ran for Mayor. He has worked for the Asian Law Caucus, which focuses on civil rights issues in the Asian-Pacific Islander community. Ting and his wife, Susan, have two daughters.

Ting will term out of the Assembly in 2024.

## Assembly District 20 – Bill Quirk (D)

**Registration: 54% D, 16% R, NPP 21% Election: Quirk (D) 50.3%, Ong (D) 49.7%**



This District is solidly Democrat and is entirely contained within Alameda County. It runs between Oakland and San Jose and many of its communities are diverse while solidly middle class. Population centers include Hayward and Fremont. The 880 corridor is much more ethnically diverse than it was decades ago, but economically the region is fairly homogenous.

If current trends hold, Quirk will beat Ong for a second time having outpaced her in the primary as well. Quirk is a rocket scientist – literally – with a background in nuclear weaponry. He currently serves on the Hayward City Council and works at Livermore Laboratory. Many see Quirk as a pragmatic, more moderate Democrat than the average in California and certainly than his opponent.

Quirk will term out in 2024.

## Assembly District 21 – Adam Gray (D)

**Registration: 44% D, 34% R, NPP 16% Election: Gray (D) 58%, Mobley (R) 42%**



This District is solidly Democrat, but given it incorporates portions of Merced and Stanislaus Counties, it tends to be much more conservative than other Democrat regions. The main economic drivers in the region include agriculture (dairy, cattle, poultry, almonds, tomatoes) and the newest UC campus located in Merced. The district did become somewhat more competitive this cycle when portions of Stockton were removed and the conservative nature of politics in the region may always keep it on the “short list” of competitive seats at the beginning of each election cycle.

While never having been elected to office himself, Gray is certainly no stranger to politics. He is a former District aide to retiring Congressman Dennis Cardoza and is married to the daughter of former Congressman Condit. Gray received significant support from the business community in both his primary and general elections. His candidacy represented an opportunity to elect a truly moderate Democrat to the Assembly.

Gray will term out of the Assembly in 2024.

## Assembly District 22 – Kevin Mullin (D)

**Registration: 51% D, 20% R, NPP 25% Election: Mullin (D) 71.4%, Gilham (R) 28.6%**



This district is contained entirely within San Mateo County and enjoys a strong Democrat registration advantage. The district lies along the peninsula between San Francisco and San Jose. The district is home to one of the nation's wealthiest communities, Hillsborough, along with the sometimes gritty neighborhoods surrounding San Francisco International Airport. The heart of the district is the City of San Mateo itself.

Mullin comes to the Assembly from the South San Francisco City Council and is the son of former Assemblyman Gene Mullin. In addition to seeing Sacramento through his father's service, Mullin experienced some of it first hand as District Director to current Congresswoman Jackie Speier when she served in the State Senate. Mullin has an educational background in public policy having attended the Kennedy School of Government at Harvard University. Mullin has a consulting business and ran as a "pragmatic problem solver."

Mullin will term out in 2024.

## Assembly District 23 – Jim Patterson (R)

**Registration: 34% D, 44% R, NPP 16% Election: Patterson (R) 54.2%, Whalen (R) 45.8%**



Despite a contested Republican primary and a "mere" 10% registration edge in this district, which includes portions of Fresno and Tulare Counties, two Republicans emerged from the primary to square off in November. Assemblywoman Linda Halderman currently represents the area and though she was eligible to run for an additional term she opted out, leaving the safe seat open. The main population center of the district is Fresno, which is split between this and another district by mandate of the Voting Rights Act.

Patterson has appeared on the ballot in this area before, twice challenging US Congressman Devin Nunes and losing to now-Congressman Jeff Denham in 2010. Patterson previously served as Mayor of Fresno, a post he held from 1993 – 2001 and currently is President and CEO of a consulting firm. He and his wife, Sharon, have two grown children and are grandparents to two as well.

Patterson will term out in 2024.

## Assembly District 24 – Richard Gordon (D)

**Registration: 48% D, 21% R, NPP 28 % Election Gordon (D) 70.4%, Yang (R) 29.6%**



With such a significant registration advantage, this seat is definitely a safe seat for Democrats. The district includes portions of San Mateo and Santa Clara Counties. It is home to half of the Silicon Valley and to Stanford University and is one of California's "high wealth" regions. This is a fairly liberal Bay Area district that ironically is the home to former Republican hopefuls Meg Whitman and Carly Fiorina.

Gordon was first elected to the Assembly in 2010. He has a local government background, having served on the San Mateo County Board of Supervisors for nearly a decade. He holds a master's degree in Divinity and served for a time as a minister in the United Methodist Church. His "second career" was in the nonprofit community, eventually founding a program for at-risk youth. Openly gay, Gordon married to his partner of 24-years, Dr. Dennis McShane.

Gordon will term out of the Assembly in 2016.

## Assembly District 25 – Bob Wieckowski (D)

**Registration: 46% D, 19% R, NPP 30% Election: Wieckowski (D) 70.5%, Diamond (R) 29.5%**



This district contains portions of Alameda and Santa Clara Counties and is home to some of the largest Asian communities in California including Chinese, Filipinos, and Vietnamese. Population centers include part of Fremont, Milpitas, Santa Clara, and Norwalk. While the region has traditionally elected white representatives, some speculate that this newly drawn configuration makes it more likely that soon voters will send another Asian-American to Sacramento to represent them.

Wieckowski was first elected to the Assembly in 2010 having served on the Fremont City Council for several years. A Democrat opponent on the primary ballot spent nearly \$40,000 trying to make this a Dem-v-Dem general but was narrowly edged out by Republican Diamond. As a result, Wieckowski's re-election was all but assured. A lawyer by training, he spent his career specializing in bankruptcy reorganizations primarily along with misdemeanor criminal issues. During the 2011-12 Session, he served as Chairman of the Assembly Judiciary Committee and worked with CGA on an issue relating to fuel pumps operated by grocery companies.

Wieckowski will term out in 2016.

## Assembly District 26 – Connie Conway (R)

**Registration: 33% D, 44% R, NPP 18% Election: Conway (R) 67.6%, Sosa (D) 32.4%**



This safe Republican district is contained within the Counties of Inyo, Kern and Tulare and covers a large geographic area. It is a very agricultural region and very reliably Republican. The district is home to both Mt. Whitney (the highest point in the contiguous United States) and to Death Valley (which is itself home to Badwater, the lowest point in the Americas).

Conway was first elected to the Assembly in 2008 and has served as the Assembly Republican Leader since 2010. Prior to joining the Legislature, she served on the Tulare County Board of Supervisors and chaired the CA Partnership for the San Joaquin Valley at the invitation of then-Governor Schwarzenegger. Her career before politics included work at a company specializing in workers compensation disability management. Conway has two adult children.

Conway will term out of the Assembly in 2014.

## Assembly District 27 – Nora Campos (D)

**Registration: 49% D, 17% R, NPP 29% Election: Campos (D) 77.1%, Lasson (R) 22.9%**



This district lies entirely within Santa Clara County and is the only San Francisco Bay Area district that gives Latinos significant influence and that despite registration statistics. Latinos make up 46% of the population in the area, but only 28% of registered voters while Asians comprise just 33% of the population but 27% of registered voters. The Latino community lobbied the Citizens Redistricting Commission hard to keep this seat a Latino influence district.

Campos was first elected to the Assembly in 2010 after serving on the San Jose City Council. She worked prior to her own election as chief of staff to a Councilmember and comes from a long line of activists with her family having marched alongside Cesar Chavez. Her husband, Niel Struthers, is head of the local Building Trades Council and they have one small child.

Campos will term out of the Assembly in 2016.

### **Assembly District 28 – Paul Fong (D)**

**Registration: 43% D, 25% R, NPP 28% Election: Fong (D) 61.9%, Walsh (NPP) 38.1%**



This district also lies entirely within Santa Clara County and is home to West San Jose, Cupertino, Los Gatos, and Saratoga among other communities. It was significantly redrawn in the last round of redistricting based largely on the slow rate of population growth in the Bay Area. Historically, the Republican Party held legislative seats in this area but that has not been the case since 2000. This has been a reliably Democrat district for at least the past decade and looks to be for the decade to come.

Fong was first elected to the Assembly in 2008 and has not faced a tough re-election challenge since. He is an educator by background, having also served as a US Marine Reservist. He founded one of the most influential political organizations in the area, the Silicon Valley Asian Pacific American Democratic Club and was something of a King maker in the region. He is an immigrant from Macao, moving here with his parents at the age of three, and one of the few businesspeople in the Democratic Caucus. He and his wife, Grace, own a local flower shop and have three adult children.

Fong will term out of the Assembly in 2014.

### **Assembly District 29 – Mark Stone (D)**

**Registration: 49% D, 22% R, NPP 23% Election: Stone (D) 67.6%, Walsh (R) 32.4%**



This largely suburban, coastal region district contains portions of Monterey, Santa Clara, and Santa Cruz Counties. Environmental issues are key in this district, which is home to the Monterey Bay and its famous Aquarium. It also is home to Santa Cruz which boasts a University of California campus and a famous boardwalk.

Stone heads to Sacramento having served on the Santa Cruz County Board of Supervisors and the California Coastal Commission. He had significant support from Big Labor in his election. His campaign priorities included championing environmental issues and he highlighted his work locally on a bag ban. He is an avid open water swimmer and he and his wife, Kathy, have two children.

Stone will term out of the Assembly in 2024.

### **Assembly District 30 – Luis Alejo (D)**

**Registration: 53% D, 24% R, NPP 20% Election: Alejo (D) 64.5%, Bernosky (R) 35.5%**



This relatively suburban district contains portions of Monterey, San Benito, and Santa Clara Counties. It is heavily agricultural in areas and generally elects a Latino representative. The last time a Republican represented this area was between 1994 and 2000 with Pete Frusetta. Voters in San Benito County, home to population center Salinas, have supported the same candidate as California overall in every Presidential election back to 1952.

Alejo was first elected to the Assembly in 2010 and has served on the Watsonville City Council. He is an attorney by training, and worked as a public defender in Monterey County Superior Court. He cruised to an easy re-election with the backing of labor.

Alejo terms out in 2016.



## **Assembly District 31 – Henry Perea (D)**

**Registration: 49% D, 30% R, NPP 17% Election: Perea (D) 62.8%, Bennett (R) 37.2%**



This district remained much the same from its prior form through the 2010 redistricting process. It was designed as a Latino influence district and takes in a large swath of Fresno County. The main economy of the area is farming with Fresno County being the top agricultural county in the entire United States.

Republicans did not field a candidate in the June primary, but Bennett qualified for the ballot by gathering just 299 signatures. As one of only two on the primary ballot he of course advanced to the general.

Perea was first elected to the Assembly in 2010 but was no stranger to politics. His father, Henry R. Perea, served on the Fresno City Council and is currently a member of the Fresno Board of Supervisors. Perea himself began his career working in Washington, DC, for Congressman Cal Dooley and eventually relocated to run Dooley's District office. His educational background lends to politics having received an undergraduate degree in political science and attending Harvard's John F. Kennedy School of Public Policy. Perea and his wife, Yahaira Garcia-Perea, have one young daughter.

Perea will term out of the Assembly in 2016.

## **Assembly District 32 – Rudy Salas (D)**

**Registration: 50% D, 30% R, NPP 16% Election: Salas (D) 52.8%, Rios (R) 47.2%**



This central valley district was one of just six truly competitive races in the Assembly this year. This district encompasses portions of Kern and Kings Counties and leans much more conservative than traditionally democratic. It is another California agricultural gem but also hosts the state's largest Naval Air Station and three State prisons to diversify the economy a bit. The region has sent both Democrats and Republicans to Sacramento over the past decade and this battle turned into one of the closest of the 2012 contests.

Eking out a victory was Democrat Salas, who overtook his opponent by just 2,503 votes out of almost 68,000 cast. It was a full week after the election before the race was "called" and Salas declared the winner. Like many of his new colleagues, Salas comes to Sacramento with local government experience having served on the Bakersfield City Council as the body's first Latino. He previously worked at the White House in DC for former Vice president Al Gore and is an alum of the Capitol's Fellowship program. Salas also was District Director for former State Senator Dean Florez.

Salas will term out of the Assembly in 2024.

## **Assembly District 33 – Tim Donnelly (R)**

**Registration: 33% D, 40% R, NPP 20% Election: Donnelly (R) 59.7%, Coffey (D) 40.3%**



This safe Republican district lies entirely within San Bernardino County, which is the largest county by geographic area in the contiguous United States. The population in the district is dispersed into widely spaced, thinly populated areas. The district includes much of the Mojave Desert, Big Bear, and Lake Arrowhead which makes tourism important in the region. The area historically has a fierce independent streak and many of its residents prefer to be left alone by Government.

Assemblyman Tim Donnelly was first elected to the Assembly in 2010 and quickly developed a reputation as a "Tea Party" Republican. Donnelly and his wife, Rowena, have five sons and one grandson.

Donnelly will term out of the Assembly in 2016.

### **Assembly District 34 – Shannon Grove (R)**

**Registration: 28% D, 48% R, NPP 19% Election: Grove (R) 69.5%, Goodman (D) 30.5%**



This safe Republican district is contained entirely in Kern County and is one of the State’s most politically conservative. In addition to being another agricultural center of the State, Kern County produces nearly 10% of overall US oil production.

Like her neighboring Assemblyman in San Bernardino County, Grove was elected to the Assembly in 2010 and quickly developed a reputation for being a “Tea Party” Republican. The temporary employment services company she founded with her sister has grown to be one of the largest employers in the County. Grove is an Army veteran, having served three years. She and her husband, Rick, have five grown children.

Grove will term out of the Assembly in 2016.

### **Assembly District 35 – Katcho Achadjian (R)**

**Registration: 34% D, 40% R, NPP 20% Election: Achadjian (R) 61.6%, Manata (D) 38.4%**



This safe Republican district incorporates portions of San Luis Obispo and Santa Barbara Counties and is fairly moderate in its political leanings. The region is solidly middle class and fairly rural. It is home to Cal Poly San Luis Obispo. Tourism and agriculture are important to the economy of the region. Population centers of the district include San Luis Obispo, Santa Maria, Atascadero, Morro Bay, Los Osos, Lompoc, and Arroyo Grande.

Achadjian was first elected to the Assembly in 2010 and immigrated to the United States from Lebanon more than 40 years ago. He owns three convenience stores, including the one where he worked to put himself through college. Prior to coming to Sacramento, Achadjian served on the San Luis Obispo County Board of Supervisors and was a Schwarzenegger appointee to the California Coastal Commission. He and his wife, Araxie, have two grown children.

Achadjian will term out of the Assembly in 2016.

### **Assembly District 36 – Steve Fox (D)**

**Registration: 37% D, 38% R, NPP 16% Election: Smith (R) 49.9%, Fox (D) 50.1%**



A final vote update provided by Los Angeles County on December 2 gave Democrat Steve Fox a slight lead over Republican Ron Smith. Despite the close registration margin, this seat was never considered a close race for the general election. The district includes portions of Kern, Los Angeles, and San Bernardino Counties and seems to have more in common politically with the conservative inland areas than Los Angeles. However, the two population centers, Lancaster and Palmdale, have grown substantially in recent years and brought diversity to the region. In fact, this district has the largest percentage of African American residents of any suburban district in California. Fox trailed Smith by about 2,000 votes the day after the November 6 election, but the gap narrowed in recent weeks as remaining absentees and provisional ballots were counted, giving him a 145 vote lead on Smith.

An attorney and educator, Fox ran for the seat in 2008 as a Republican and failed to gain sufficient voter support. Shortly after that election, Fox recognized that his beliefs regarding education, health care, worker equality, and economic protection for the middle class and poor were contrary to the platforms espoused by the Republican Party at the time. Fox wrote an editorial explaining his decision to become a Democrat. The party embraced Fox and the Los Angeles Democratic Party named him 2012 Democrat of the Year.

Smith announced he will seek a recount. Assuming Fox holds onto his lead, he will term out of the Assembly in 2024.

### **Assembly District 37 – Das Williams (D)**

**Registration: 44% D, 29% R, NPP 22% Election: Williams (D) 59.8%, Walter (R) 40.2%**



This district includes portions of Santa Barbara and Ventura Counties and is reliably Democrat in its politics. Major population centers include Santa Barbara, Goleta, Santa Buena Ventura, and Ventura. It is also home to one of America's wealthiest communities, Montecito, along with the resort community of Ojai. In days long gone, this region was Republican but has been leaning to the left since the late 1980's.

Williams was first elected to the Assembly in 2010 after serving for several years on the Santa Barbara City Council. He was elected to that post when he was just 23. He was an aide to former Assemblywoman Hannah-Beth Jackson and was a key advocate for her recent election to the State Senate. He is an educator by trade, teaching at both the junior high and college levels. He has championed environmental legislation. Williams is recently married.

Williams will term out of the Assembly in 2016.

### **Assembly District 38 – Scott Wilk (R)**

**Registration: 34% D, 40% R, NPP 18% Election: Wilk (R) 57.1%, Headington (D) 42.9%**



This district contains portions of Los Angeles and Ventura Counties. Major population centers include Simi Valley, Santa Clarita, Stevenson Ranch, Agua Dulce, and Castaic. This part of the San Fernando Valley has remained more conservative than parts to the South as have the Santa Clarita and Simi Valley areas. The District actually became more Republican in recent redistricting, picking up an added 4% in registration advantage. Simi Valley is now the fourth largest city in Los Angeles County and is, of course, home to the Ronald Regan Library.

Wilk comes to the Assembly after serving on the Santa Clarita Community College Board of Trustees. He owns a public relations firm and worked in the District Office of Assemblyman Cameron Smyth, who termed out this year, and previously worked for both former Assemblywoman Paula Boland and former State Senator Tom McClintock before he was elected to Congress.

Wilk terms out of the Assembly in 2024.

### **Assembly District 39 – Raul Bocanegra (D)**

**Registration: 53% D, 19% R, NPP 22% Election: Bocanegra (D) 58.7%, Richard Alarcon (R) 41.3%**



Democratic Assemblyman Felipe Fuentes is the sole Assembly Member who resides in this newly drawn district, but he is termed out this year, making this an open seat. The district was drawn to favor a Latino, and due to the district's low Republican registration, and a split amongst the five Republicans running, the top two vote getters were Latino Democrats: Raul Bocanegra and former Senator Richard Alarcon.

Raul Bocanegra is chair of the San Fernando Valley Financial Development Corp., which administers the State Loan Guarantee Program. Bocanegra has served as chief of staff for Assembly Member Fuentes, and was a deputy for Alex Padilla while he was on the L.A. City Council. Born and raised in the San Fernando Valley, he received a bachelor's in Political Science and a master's degree in Urban Planning from UCLA.

Bocanegra will term out of the Assembly in 2024.

## **Assembly District 40 – Mike Morrell (R-Inc)**

**Registration: 38% D, 38% R, NPP 19% Election: Mike Morrell (R) 50.9%, Russ Warner (D) 49.1%**



When approved by the Citizens Redistricting Commission, no current Assembly Member resided in this Republican leaning district. Republican state Senator Bob Dutton, who is termed out this year, announced he would run for the seat. But when GOP Congressman Jerry Lewis announced he would retire at the end of his term this year, Dutton announced for Congress in Congressional District 31.

Republican Assembly Member Mike Morrell, whose Rancho Cucamonga home was located in the new heavily Democratic Assembly District 41, moved to the part of Rancho Cucamonga now located in this district.

Mike Morrell was elected to the Assembly in 2010. Born in Covina, he received a bachelor's degree in Business from the University of La Verne. He started his own real estate business in 1989. He is an active NRA member and a past president of the Inland Empire Republican Club. He and his wife, Joanie, have three children.

Morrell will term out of the Assembly in 2016.

## **Assembly District 41 – Chris Holden (D)**

**Registration: 43% D, 33% R, NPP 19% Election: Chris Holden (D) 57.5%, Donna Lowe (R) 42.5%**



When the Citizens Redistricting Commission released the new district lines, GOP Assembly Member Mike Morrell resided in this new district. Believing it to be too Democratic for him to win, he moved into the new neighboring Assembly District 40 to seek reelection, making this an open seat.

Three Democrats and two Republicans entered the June 5 Open Primary, the top vote getters being Pasadena Councilman Chris Holden, followed by Republican tea party activist Donna Lowe.

Chris Holden, a 21-year member of the Pasadena City Council, is a son of former Los Angeles City Councilmember and State Senator Nate Holden. He attended San Diego State University, receiving a bachelor's in Business. He serves as an officer on the Burbank (Bob Hope) Airport Authority. He and his wife, Melanie, have four children.

Holden terms out of the Assembly in 2024.

## **Assembly District 42 – Brian Nestande (R-Inc)**

**Registration: 34% D, 43% R, NPP 18% Election: Brian Nestande(R) 54.6%, Mark Orozco (D) 45.4%**



Brian Nestande ran in a new district where fewer than 18% of the voters live within his current district (Assembly District 64), but most of the new territory is reliably Republican. Nestande was reelected to his third and final term.

Nestande received his bachelor's degree in Political Science from CSU Fullerton. After graduation he became the deputy campaign manager for the winning congressional campaign of Michael Huffington. He joined the congressman's staff as a field representative. He later managed the winning campaign of then Palm Springs Mayor Sonny Bono and followed the new congressman to Washington, D.C., where he served as chief of staff.

After Bono's untimely death in a skiing accident in 1997, Nestande managed Mary Bono's campaign to succeed her husband, and he became her chief of staff.

A Riverside county resident for nearly 15 years, Brian Nestande, his wife, Gina, and their combined family of seven children, reside in Palm Desert.

## Assembly District 43 – Mike Gatto (D)

**Registration: 44% D, 26% R, NPP 24% Election: Mike Gatto (D) 60.1%, Greg Krikorian (R) 39.9%**



Mike Gatto sought reelection in this new district, which keeps the same district number as Gatto's current district and retains just over 66% of Gatto's current district's voters.

At the time of his election to the Assembly, in a June 2010 Special Election, Mike Gatto was an attorney with the law firm of Mayer Brown and a long-time political activist. Earlier in his career, he worked as the district director for Representative Brad Sherman. He has also worked as an aide to a member of the Los Angeles City Council and in the administrations of three Los Angeles mayors.

The 2010 run was Gatto's second try for the assembly. As a 21-year-old history student at UCLA in 1996, Gatto entered the Democratic Primary to challenge incumbent Democrat Louis Caldera; he received 23% of the vote. Gatto is a magna cum laude graduate of Loyola Law School. He and his wife, Danielle, have two children. Gatto is chair of the Assembly Appropriations Committee.

Gatto will term out of the Assembly in 2016.

## Assembly District 44 – Jeff Gorell (R-Inc)

**Registration: 38% D, 37% R, NPP 20% Election: Jeff Gorell (R) 53.4%, Eileen MacEnergy (D) 46.6%**



On March 18, 2011, Jeff Gorell was called back to active duty by the U.S. Navy for a one-year deployment to Afghanistan. He returned home in March of this year to resume his duties as a first-term state Assembly Member and to seek reelection.

Gorell's new district includes 65% of the voters who also reside in his current district (Assembly District 37). The inclusion of the heavily Latino Democratic city of Oxnard makes this district less safely Republican than the one Gorell was elected to in 2010.

Gorell is an attorney, the owner of a regional public affairs firm, Lieutenant Commander in the U.S. Naval Reserve (intelligence officer), former Ventura County Deputy District Attorney (1999-2006) and former speech writer/deputy press secretary to Governor Pete Wilson. Gorell earned his bachelor's degree in History from UC Davis and his law degree from the McGeorge School of Law. He lives in Camarillo with his wife, Laura, and young stepdaughter.

Gorell will term out of the Assembly in 2016.

## Assembly District 45 – Robert Blumenfield (D)

**Registration: 47% D, 27% R, NPP 20% Election: Robert Blumenfield (D) 63.1%, Chris Kolski (R) 36.9%**



Robert Blumenfield faced Republican Chris Kolski in the June 5 Open Primary because they were the only two candidates on the ballot, they faced each other again in the November election. Though about 44% of the district's voters were new to Blumenfield, the district remains solidly Democratic. He was reelected to his third and final term.

Blumenfield was elected to the Assembly in 2008, succeeding Lloyd Levine, who was termed out. Blumenfield is a former director of government affairs for the Santa Monica Mountains Conservancy. During the 1990s, he worked for Representative Howard Berman as a senior legislative assistant in Washington, DC and did some work for then U.S. Senator Bill Bradley.

He is a graduate of Duke University and of UCLA's Anderson School of Business Executive Program. At the time of his election to the Assembly, he served as chair of the Valley Anti-Defamation League Advisory Board. He and his wife, Kafi, have two children and reside in Woodland Hills.

## Assembly District 46 – Adrin Nazarian (D)

**Registration: 53% D, 18% R, NPP 23% Election: Adrin Nazarian (D) 70.9%, Jay Stern (R) 29.1%**



No current incumbent resides in this new west San Fernando Valley district, making this an open seat. Five Democrats and one Republican ran in the June 5 Open Primary, the top vote getter being Adrin Nazarian.

Nazarian, chief of staff for L.A. City Councilmember Paul Krekorian, also served in that position while Krekorian was a member of the Assembly. He previously served as a staff member for Representative Brad Sherman and former Governor Gray Davis. From 1999 – 2001, he worked as a special assistant with the CA Trade and Commerce Agency. He received his bachelor's degree in Economics from UCLA.

Nazarian will term out of the Assembly in 2024.

## Assembly District 47 – Cheryl Brown (D)

**Registration: 49% D, 27% R, NPP 20% Election: Cheryl Brown (D) 56.2%, Joe Baca, Jr. (R) 43.8%**



This new district encompasses much of the territory currently represented by Assembly Member Wilmer Amina Carter (D), but she is termed out this year, which makes this an open seat. Two Democrats and two Republicans entered the June 5 Open Primary, the top vote getter being former Democratic Assembly Member Joe Baca, Jr. followed by Democrat Cheryl Brown.

Cheryl Brown currently works part time for Assembly Member Wilma Carter. Before that, she worked as a district representative for state Senator Gloria Negrete McLeod. For thirty years, she was co-publisher of The Black Voice News, a community newspaper. She is on the board of directors of the CA Newspaper Publishers Association and president of the San Bernardino chapter of the NAACP. She attended San Bernardino Valley College and received a bachelor's degree in Geography from CSU San Bernardino. She is the mother of four, grandmother of eight and a great grandmother of four.

Brown will term out of the Assembly in 2024.

## Assembly District 48 – Roger Hernandez (D)

**Registration: 46% D, 28% R, NPP 20% Election: Roger Hernandez (D) 59%, Joe Gardner (R) 41%**



Roger Hernandez faced two opponents in the June 5 Open Primary: Republican Joe Gardner and No Party Preference candidate Mike Meza, both retired police sergeants. Neither raised nor spent any significant amount of money, but collectively received 57% of the votes cast, with Gardner being the top vote getter, followed by Hernandez.

Roger Hernandez, the son of immigrants, was elected to the West Covina City Council in 2003 at the age of 27, the youngest person elected to the council in the history of the city. Prior to his election to the council, he was elected to the Rowland USD Board of Education at the age of 24. At the time of his election to the Assembly, he worked as an Adjunct Professor of Political Science at Rio Hondo College.

He earned a bachelor's degree in Political Science from UC Riverside, a master's degree in Public Administration from the University of La Verne and a master's degree in Governance Certificate from the California School Boards Association.

Hernandez is a member of the Democratic leadership team, serving as Majority Whip.

Hernandez will term out of the Assembly in 2016.

## Assembly District 49 – Edwin “Ed” Chau (D)

**Registration: 41% D, 25% R, NPP 29% Election: Edwin Chau (D) 56%, Matthew Lin (R) 44%**



This new heavily Asian open seat overlaps much of the territory represented by Assembly Member Mike Eng who is termed out this year.

To the surprise of most, the top vote getter was Republican Matthew Lin, a self-described political moderate, receiving over 52 % of the votes cast in a district with a GOP voter registration of only 25%. The top vote getter between the two Democrats was Edwin Chau. The key to the November victory appears to be the large number of voters registered as no party preference (NPP), many of them being Asian Americans.

Chau is a member of the Montebello Unified school board and an attorney with his own law firm. His areas of practice include commercial transactions, litigation, real estate, immigration, personal injury and landlord/tenant law.

Prior to becoming an attorney, Chau was an engineer/programmer for IBM and Unisys Corp. for about 12 years. In 2005, he became an adjunct visiting professor with the Hunan Normal College in China. He holds bachelor's degrees in Computer Science and in Sociology, both from USC, and a law degree from Southwestern University School of Law. He and his wife, Candice, have one daughter. Chau has a home in Montebello, outside the district lines, but claims as his residence an apartment in Monterey Park.

Chau will term out of the Assembly in 2024.

## Assembly District 50 – Richard Bloom (D)

**Registration: 52% D, 19% R, NPP 23% Election: Richard Bloom (D) 50.2%, Betsy Butler (D) 49.8%**



Betsy Butler was placed into the new Assembly District 62, along with Democratic Assembly Member Steven Bradford, leaving Butler with three options for the June 5 Open Primary: remain in her Marina del Rey home and challenge Bradford; move south into the new neighboring Assembly District 66, which encompasses 64 % of the voters in her current district (Assembly District 53) but was redrawn to be a much more competitive district than her current district, and is thus likely to be a top target in November 2012; or move north into the new neighboring open Westside seat that is safely Democratic, but where nearly 99% of the voters are new to her.

She chose the third option. She faced tough opposition in the June 5 Open Primary from two strong Democrats who were longtime residents of the new district: Santa Monica Mayor Richard Bloom and Torie Osborn, a senior policy advisor for a government reform group and former CEO of the National Gay and Lesbian Task Force. Bloom came in a close second in the Primary and then narrowly defeated Butler in the General Election.

Richard Bloom, a family law attorney, has served on the Santa Monica City Council since 1999 and is currently serving a two-year term as mayor. He is chair of the Santa Monica Bay Restoration Committee and the Westside Cities Council of Government. In 2009, Bloom was appointed to the CA Coastal Commission. Born in Philadelphia, Bloom grew up in Altadena and West Los Angeles and attended Fairfax High School. He received a bachelor's degree in Communication and Public Policy from UC Berkeley and received his law degree from Loyola Law School. His wife, Robbie Black, is a healthcare professional and administrator at Cedars-Sinai Medical Center. They are the parents of two grown children.

Bloom will term out of the Assembly in 2024.

## Assembly District 51 – Jimmy Gomez (D)

**Registration: 59% D, 13% R, NPP 22% Election: Jimmy Gomez (D) 59.8%, Luis Lopez (D) 40.2%**



This new, heavily Latino district encompasses a large portion of the territory Gil Cedillo currently represents (Assembly District 45). He is termed out this year and five Democrats entered the June 5 Open Primary.

Gomez, who came in first, raised and spent the most money and had strong support from labor. Gomez is the political director of the United Nurses Associations of CA/Union of Health Care Professionals AFL-CIO and a teacher at Los Angeles Trade Tech.

He was born and raised in southern California. His parents and four siblings immigrated to California from Mexico in the early 1970s. His previous work experiences include the American Federation of State, County and Municipal Employees (AFSCME), the National League of Cities, and the offices of then L.A. City Councilmember Michael Feuer, and then Representative Hilda Solis. He and his wife, Mary, reside in Echo Park.

Gomez will term out of the Assembly in 2024.

## Assembly District 52 – Norma Torres (D-Inc)

**Registration: 47% D, 28% R, NPP 20% Election: Norma Torres (D) 65.6%, Kenny Coble (R) 34.4%**



One Republican and two fellow Democrats filed against Norma Torres in the June 5 Open Primary. Fortunately for Torres, Republican Kenny Coble outpolled her two Democratic opponents: Paul Vincent Avila, a member of the Ontario-Montclair Board of Trustees; and Ray Moors, a local restaurateur who ran against Torres in 2010 as a Republican, receiving 40% of the vote.

Torres had a relatively weak showing in the Primary, which is somewhat surprising when you consider that her new district encompasses 96% of the voters who resided in her old district (Assembly District 61). However, she was reelected to her third and final term.

Torres is the first person of Guatemalan descent to be elected to the Assembly. She arrived in the U.S. at age five, growing up within a strong pro-union family. At the time of her election she was a bilingual 9-1-1 dispatcher and instructor for the LAPD. Torres was elected to the Pomona City Council in 2000, reelected in 2004, and elected mayor in a 2006 citywide election. She and her husband, Louis, have three teenage sons and reside in Pomona.

## Assembly District 53 – John Perez (D-Inc)

**Registration: 58% D, 12% R, NPP 23% Election: John Perez (D) 82.8%, Jose Aguilar (R) 17.2%**



Assembly Speaker John Pérez faced opposition from two Democrats in the June 5 Open Primary. At the time of his election to the Assembly in 2008, Pérez was the political director of the United Food and Commercial Workers (UFCW) Union Local 324, which represents roughly 24,000 workers in Southern Los Angeles and Orange County.

He is a former political director for the CA Labor Federation, AFL-CIO. He serves as an elected member of the Democratic National Committee. He is active in the AIDS Project Los Angeles, the Latino Coalition against AIDS, Coro Southern CA, and the CA Center for Regional Leadership. He received appointments from both Bill Clinton and George W. Bush to serve on the President's Advisory Council on HIV and AIDS. On January 7, 2010, Pérez was elected the Speaker of the Assembly by his colleagues, the first openly gay person to be elected to the position of Assembly Speaker in the country.

Perez will term out of the Assembly in 2014.



## Assembly District 54 – Holly Mitchell (D-Inc)

**Registration: 64% D, 12% R, NPP 20% Election: Holly Mitchell (D) 83.3%, Keith McCowne (R) 16.7%**



Holly Mitchell faced token opposition from a fellow Democrat and a single Republican in the June 5 Open Primary. By outpolling Democrat Ed Nicoletti, a home builder, Republican Keith McCowen saved Mitchell from having to run against a fellow Democrat in November.

Mitchell was, at the time of her election to the Assembly in 2010, the CEO of Crystal Stairs, one of the largest childcare agencies in California. She is a former chair of the California State Commission on the Status of Women and vice chair of the Los Angeles Commission for Children, Youth and Their Families. She is a former legislative advocate for the Western Center on Law and Poverty and former executive director of the California Black Women's Health Project.

In her earlier career, Mitchell spent a decade in Sacramento working on health policy issues for the state Senate's Health and Human Services Committee. She also previously worked in the Los Angeles district office of former state Sen. Diane Watson. She is the mother of one child.

Mitchell will term out of the Assembly in 2016.

## Assembly District 55 – Curt Hagman (R-Inc)

**Registration: 31% D, 41% R, NPP 23% Election: Curt Hagman (R) 60%, Gregg Fritchle (D) 40%**



Curt Hagman easily outpolled Democrat Gregg Fritchle, his only opponent and was reelected to his third and last term.

Hagman began his public service as a Parks & Recreation commissioner in Chino Hills, and was then elected to the Chino Hills City Council in 2004, serving as mayor at the time of his election to the Assembly. The former private investigator owns several businesses, including Apex Bail Bonds, with three offices in Southern California, and a real estate consulting/management business. He was a member of the San Bernardino County Workforce Investment Board and the San Bernardino Republican County Central Committee.

He received his bachelor's degree in Psychology from UCLA and was a Naval ROTC midshipman while attending the university. His wife, Grace, whom he met while attending UCLA, has a law degree. They are the parents of two children.

## Assembly District 56 – Manuel Perez (D-Inc)

**Registration: 49% D, 31% R, NPP 17% Election: Manuel Perez(D) 65.3%, Corky Reynaga-Emett (R) 34.7%**



Incumbent Manuel Pérez and Republican Corky Reynaga-Emett – a son and daughter of immigrant parents from Mexico – were the only two candidates on the June 5 Open Primary ballot. In this heavily Latino and safe Democratic district that is almost identical to the district he was elected to in 2010 (Assembly District 80), Pérez was reelected to his third and final term.

Pérez was a Coachella Valley School Board member at the time of his election to the Assembly. The Coachella Valley native (born in Indio) earned his bachelor's degree in Political Science and Ethnic Studies from UC Riverside in 1995 and a master's degree in Administration, Planning and Social Policy in 2001 from Harvard University.

His parents immigrated to the U.S. and found employment in the Imperial Valley as migrant farm workers. Pérez and his wife, Gladis, are raising their sons in Coachella.

## Assembly District 57 – Ian Calderon (D)

Registration: 48% D, 28% R, NPP 19% Election: Ian Calderon (D) 63.3%, Noel Jaimes (R) 36.7%



This heavily Latino, safe Democratic seat encompasses voters who are currently represented by Democratic assembly Member Tony Mendoza and Charles Calderon both termed out this year. Three candidates entered the June 5 Open Primary, Democrats Ian Calderon and Rudy Bermudez and Republican Noel Jaimes. The Republican, who spent little or no money, was the top vote getter, with Calderon eking out a narrow second place finish over Bermudez by a margin of 337 votes. It was a hard-fought bitter race between Calderon and Bermudez, a former two-term Assembly Member who gave up his seat in 2006 for an unsuccessful run for state Senate.

Ian Charles Calderon is the son of Charles Calderon, who is the Assembly Majority Leader, and nephew of both state Senator Ron Calderon and former Assembly Member Tom Calderon. Ian Calderon currently works as a Legislative Field Representative for Assembly Member Warren Furutani. He received his bachelor's degree in Political Science and Communications from CSU Long Beach.

Before joining the legislative staff, Calderon worked for a retail clothing company, managing their marketing department. He went on to form his own company representing athletes in contract negotiations and sponsorship relationships.

Calderon will term out of the Assembly in 2024.

## Assembly District 58 – Christina Garcia (D)

Registration: 53% D, 22% R, NPP 20% Election: Christina Garcia (D) 71.5%, Patricia Kotze-Ramos (R) 28.5%



Democratic Assembly Member Ricardo Lara is the sole Assembly Member who resides in this new district, but he is giving up the seat to run for state Senate (Senate District 33). Two other Assembly Members represent portions of this new District – Charles Calderon and Tony Mendoza – but both are termed out this year, making this an open safe Democratic district drawn to favor a Latino candidate.

Cristina Garcia, who kicked off her Primary campaign with a \$52,300 personal loan, is a college professor and Bell Gardens community activist. She has taught statistics at USC and mathematics at L.A. City College, and has taught middle school and high school students through the Jaime Escalante Program at East L.A. Community College and Huntington Park High School.

When the corruption scandal in the city of Bell broke out two years ago, Garcia was deeply involved in the movement that eventually led to the indictments of eight city officials. During this time, she helped form BASTA (the Bell Association to Stop the Abuse). She earned a bachelor's degree from Pomona College, two master's degrees from Claremont Graduate University and UCLA and is a Ph.D. candidate in Public Administration from USC.

Garcia will term out of the Assembly in 2024.

## Assembly District 59 – Reggie Jones-Sawyer (D)

**Registration: 70% D, 7% R, NPP 18% Election: Reggie Jones-Sawyer (D) 52.7%, Rodney Robinson (D) 47.3%**



This new district is heavily Latino in population, but during this past decade the majority of voters were split between former Assembly Districts 48 and 52, districts represented by African Americans.

Reggie Jones-Sawyer is making his second run for the Assembly. He ran against Holly Mitchell in the 2010 Democratic Primary. He is currently director of asset management for the City of Los Angeles, secretary of the CA Democratic Party and chair of the Southern Christian Leadership Conference of Los Angeles.

He received his bachelor's degree in Public Administration from USC and completed the Program for Senior Executives in State and Local Government at Harvard University's Kennedy School of Government.

Sawyer will term out of the Assembly in 2024.

## Assembly District 60 – Eric Linder(R)

**Registration: 37% D, 39% R, NPP 20% Election: Eric Linder (R) 51.8%, Jose Luis Perez (D) 48.2%**



GOP Assembly Member Jeff Miller resides in this newly drawn district, but he chose to run for the State Senate District (21), making this an open seat. Though the district has a large and growing Latino population, it is still considered a safe Republican seat.

Eric Linder has been a longtime real estate professional, but recently has shifted his focus to the running of an online communications and advertising firm, eMotiv Marketing, which he founded. He previously owned and operated an aircraft rental and charter company.

His civic involvement includes helping to found the Corona Taxpayers Association and serving as vice chair of the Riverside County Republican Party. Linder and his wife have three children and reside in Corona.

Linder will term out of the Assembly in 2024.

## Assembly District 61 – Jose Medina (D)

**Registration: 44% D, 34% R, NPP 17% Election: Jose Medina (D) 61%, Bill Batey (R) 39.%**



A majority minority district by population, although not by voter registration. The sole Democrat in the race, Jose Medina received the most votes, followed by Republican Bill Batey. On paper, this looks like a safe Democratic seat, but the two Republicans and the NPP candidate – a former Republican – received over half of the votes cast in the Primary, which had a voter turnout of 21%.

Medina is a member of the Riverside Community College Board of Trustees (elected 1997). Before that, he was a member of the Jurupa USD Board of Education (elected 1989). The California native earned his bachelor's degree in Latin American Studies and master's degree in History from UC Riverside. He began his teaching career in 1975 and has been teaching for nearly three decades in the Riverside USD.

Medina ran for the Assembly in 2010 losing to GOP Assembly Member Brian Nestande. Medina lives in Riverside with his wife, Linda, who is also a teacher for the Riverside USD.

Medina will term out of the Assembly in 2024.

## Assembly District 62 – Steven Bradford (D-Inc)

**Registration: 61% D, 15% R, NPP 19% Election: Steven Bradford (D) 73.3%, Mervin Evans (D) 27.7%**



Steven Bradford's sole opponent was community activist Mervin Evans.

Steven Bradford was elected to the Assembly in a 2009 Special Election. He was elected to the Gardena City Council in 1997, the first African-American to serve on that body. He attended San Diego State University and received a bachelor's degree in Political Science from UC Dominguez Hills. He also earned a Paralegal Certificate.

From 1983 through 1990, he served as a marketing representative with IBM. At one time he was also the Torrance district director for the late Congresswoman Juanita Millender-McDonald. Prior to his election to the Assembly, he had been employed as a Regional Manager-Public Affairs with Southern California Edison.

Bradford will term out of the Assembly in 2016.

## Assembly District 63 – Anthony Rendon (D)

**Registration: 57% D, 18% R, NPP 19% Election: Anthony Rendon (D) 74.2%, Jack Guerrero (R) 25.8%**



This is a new southeast L.A. County district that is majority Latino in both population and voter registration, which makes this a safe Democratic seat.

Anthony Rendon is currently executive director of Plaza de la Raza Child Development Services, Inc. He received his bachelor's and master's degrees from CSU Fullerton (where he served as an adjunct professor in the Department of Political Science and Criminal Justice), his Ph.D. from UC Riverside and did his postdoctoral work at Boston College. He lives in Whittier.

Rendon will term out from the Assembly in 2024.

## Assembly District 64 – Isadore Hall (D-Inc)

**Registration: 67% D, 11% R, NPP 17% Election: Isadore Hall (D) 100%**



Isadore Hall and Warren Furutani both reside in this newly drawn heavily Democratic district. Hall, who last year announced he would run for Congress in the new Congressional District 44, pulled out of that race and sought reelection to the Assembly. Furutani chose to run for LA City Council. Hall was elected to the Assembly in 2008, succeeding Mervyn Dymally, who was termed out.

Hall, born and raised in Compton, was elected to the Compton City Council in 2003. Before that, he was an elected member of the Compton Unified School District Board of Trustees. He has served as director of the Lynwood Employment and Economic Development Center, senior analyst of Classified Personnel for the Lynwood Unified School District and director of the city of Los Angeles Community Services Department. In 2006 he was appointed chair of the communications and legislation committee of the Board of Directors of the Metropolitan Water District of Southern CA.

He received a bachelor's degree in Business Administration from the University of Phoenix and a master's degree in Public Administration from National University. He is a member of the Omega Psi Phi Fraternity and is a member of the ministerial team at Double Rock Missionary Baptist Church.

Hall will term out of the Assembly in 2014.

## Assembly District 65 – Sharon Quirk-Silva (D)

Registration: 36 % D, 37% R, NPP 23% Election: Sharon Quirk-Silva (D) 52%, Chris Norby (R) 48%



Assembly Member Chris Norby sought reelection in this new Republican leaning district that encompasses a little more than a third of the voters in his current district (Assembly District 72). Norby's sole opponent in the June 5 Open Primary was Democrat Sharon Quirk-Silva, a member of the Fullerton City Council currently serving as mayor.

Sharon Quirk-Silva was elected to the Fullerton City Council in November 2004. She could have sought reelection to her third term this November, but decided to run for the Assembly.

She was born in Los Angeles and has lived in Fullerton since the age of two. After graduating from Fullerton High School, she earned an AA degree from Fullerton College, and then transferred to UCLA, receiving a bachelor's degree in Sociology. She earned a California Teacher Credential from CSU Fullerton and has been a teacher with the Fullerton School District for 24 years.

Her husband, Jesus, teaches seventh and eighth-grade math at a local Junior High School. They are the parents of four children.

Silva will term out of the Assembly in 2024.

## Assembly District 66 – Al Muratsuchi (D)

Registration: 38 % D, 35% R, NPP 21% Election: Al Muratsuchi (D) 54.6%, Craig Huey (R) 45.4%



Democratic Assemblywoman Betsy Butler represented nearly 65% of this new district. But as drawn, it became much more competitive than her old district (Assembly District 53) and it did not include her Marina del Rey home, Butler moved and sought reelection in the new Assembly District 50, making this new district an open competitive seat, which Al Muratsuchi declared a victory over GOP candidate Craig Hughey.

Al is a Deputy Attorney General and prosecutor with California Department of Justice. Prior to joining the Department of Justice in 2001, Muratsuchi was a prosecutor with the Los Angeles County District Attorney's Office and the Santa Anna City Attorney's Office.

Muratsuchi is an active volunteer in the South Bay and Los Angeles. He served as Chairman of the Torrance Planning Commission and a member of the Torrance Environmental Quality and Energy Conservation Commission. He was also on the board of directors of the Little Tokyo Service Center and the League of Women Voters of Torrance.

Muratsuchi lives in Torrance with his wife Hiroko and daughter. He is a graduate of the UC Berkeley and the UCLA School of Law.

Muratsuchi will term out of the Assembly in 2024.

### **Assembly District 67 – Melissa Melendez (R)**

**Registration: 29 % D, 46% R, NPP 20% Election: Melissa Melendez (R) 52.3%, Phil Paule (R) 47.7%**



Five Republicans ran in the June 5 Open Primary, the top vote getter being Phil Paule followed by Melissa Melendez. In the General Election, Melendez came out on top after a hard fought campaign.

Melissa Melendez is a businesswoman and Lake Elsinore City Councilmember (elected 2008). She previously served as a Russian translator in the US Navy for 10 years. Melendez received her bachelor's degree in History and Political Studies from Chaminade University of Honolulu, and her MBA from the University of Phoenix (Murietta Campus). She and her husband, Nico, have five children.

Melendez will term out of the Assembly in 2024.

### **Assembly District 68 – Donald Wagner (R-Inc)**

**Registration: 28 % D, 46% R, NPP 22% Election: Donald Wagner (R) 60.8%, Christina Avalos (D) 39.2%**



Don Wagner's sole opponent in the June 5 Open Primary was Democrat Christina Avalos.

Wagner was elected to the Assembly in 2010. He is an attorney and was president of the Board of Trustees of the South Orange County Community College. He had run for his current Assembly seat in 2004, coming in third behind Chuck DeVore and Cristi Cristich in the GOP Primary (old Assembly District 70).

Wagner is a graduate of UCLA and received his law degree from UC Hastings College of Law. He founded the O.C. Chapter of the Federalist Society. He and his wife, Megan, have three children.

Wagner will term out of the Assembly in 2016.

### **Assembly District 69 – Tom Daly (D)**

**Registration: 49 % D, 27% R, NPP 20% Election: Tom Daly (D) 67.6%, Jose Moreno(R) 32.4%**



Democratic Assemblyman Jose Solorio, who currently represents much of this district, is termed out this year, making this an open seat. The majority of the population and registered voters in this newly redrawn district are Latino.

Four Democrats and one Republican entered the June 5 Open Primary, all being Latino except one. With four Latino candidates splitting the Latino vote, the top vote getter was the sole non-Latino candidate, Tom Daly, followed by the sole Republican candidate, Jose Moreno.

Daly is the Orange County Clerk-Recorder (elected Nov. 2002) and former mayor of Anaheim (1992-2002). Prior to his election as mayor, the Anaheim native served four years on the City Council and three years as a member of the Anaheim Union High School board. He received his bachelor's degree from Harvard College. Daly has three children and resides in Anaheim with his wife, Debbie.

Daly will term out of the Assembly in 2024.

## Assembly District 70 – Bonnie Lowenthal (D-Inc)

Registration: 49 % D, 24% R, NPP 20% Election: Bonnie Lowenthal (D) 65.4 %, M. Flores-Gibson (R) 34.6%



Bonnie Lowenthal earlier this year announced she would run for the overlapping state Senate seat held by her former husband, Alan Lowenthal, who is termed out. But the Citizens Redistricting Commission's new Senate lines were not kind to her, and the new Senate district was drawn to favor a Latino candidate. That candidate is Assembly Member Ricardo Lara (Assembly District 50). Lowenthal is not termed out until 2014, so she announced she would seek reelection to the Assembly for her third and final term in this safely Democratic seat.

Bonnie Lowenthal was elected to the Long Beach City Council in 2001, filling the unexpired term of Jennie Oropeza after Oropeza was elected to the Assembly. In 2006, L.A. Mayor Antonio Villaraigosa appointed her to the South Coast Air Quality Management District's Mobile Source Reduction Committee. Prior to her election to the city council, she had served seven years on the Long Beach USD Board of Education. She also served as a bilingual mental health consultant for the League of United Latin American Citizens.

She was born in New York state and received her bachelor's degree from the University of Wisconsin and a master's degree in Community and Clinical Psychology from CSU Long Beach. She is a licensed family counselor and mental health consultant.

## Assembly District 71 – Brian Jones (R)

Registration: 29 % D, 45% R, NPP 21% Election: Brian Jones (R) 63.7%, Patrick Hurley (D) 36.3%



Brian Jones sought reelection in a new safe Republican Assembly district that encompasses over 75% of the voters in his current district (Assembly District 77). Prior to his election to the Assembly, Jones was a member of the Santee City Council (elected 2002). He is a real estate advisor and a co-owner of an interior decorating business with his wife. Jones ran for Congress in 2008, coming in a distant second behind Duncan Hunter (72% -16%) in the GOP Primary.

Jones has been a Santee resident since 1978, attending local schools. He attended San Diego State University, earning a bachelor's degree in Business Administration. He is a member of the Board of Directors for Boys and Girls Clubs and is a member of the South Bay Rod and Gun Club. He and his wife, Heather, have lived in the same neighborhood for the last twelve years while raising their three children. Jones is chair of the Assembly Republican Caucus.

He will term out of the Assembly in 2016.

## Assembly District 72 – Travis Allen (R)

Registration: 31 % D, 42% R, NPP 22% Election: Travis Allen (R) 55.7%, Troy Edgar (D) 44.3%



GOP Assemblyman Jim Silva is the sole incumbent Assembly Member residing in this newly drawn district but he is termed out this year, making this an open seat. The district contains a large Vietnamese American vote (21% of registered voters) located in portions of Westminster and Garden Grove known as "Little Saigon." Three Republicans and two Democrats entered the June 5 Open Primary, the top vote getter being Troy Edgar. However, in the end, Travis Allen defeated Edgar in November's General Election.

Allen is a small business owner in Orange County and has a strong record in supporting the business community. He is active with the Orange County Business Council, Orange County Lincoln Club, and the New Majority's Orange County Chapter. He is a long time resident of Huntington Beach.

Allen will term out of the Assembly in 2024.

### **Assembly District 73 – Diane Harkey (R-Inc)**

**Registration: 25% D, 48% R, NPP 22% Election: Diane Harkey (R) 64.3%, James Corbett (D) 35.7 %**



Diane Harkey's sole opponent in the June 5 Open Primary was Democrat James Corbett, a high school history teacher. Harkey had little difficulty being reelected to her third and final term in this new district.

Harkey has been a Dana Point resident since 1980. She was involved in the incorporation of the city of Dana Point, elected to the city council in 2004 and served as mayor beginning in 2007. Harkey holds a bachelor's degree in Economics from UC Irvine and began her career with Bank of America as a vice president in Corporate and Real Estate Finance. She and her husband, Dan, have one daughter who is a 2004 graduate of USC's Marshall School of Business.

Harkey is vice chair of the Assembly Appropriations Committee.

### **Assembly District 74 – Allan Mansoor (R)**

**Registration: 29% D, 42% R, NPP 24% Election: Allan Mansoor (R) 56.6%, Robert Rush (D) 43.4%**



After the Citizens Redistricting Commission approved the new district lines, incumbent GOP Assembly Member Allan Mansoor found himself in a redrawn Orange County coastal district where nearly 80% of the voters were new to him. Voters in this district have a strong Republican bias.

Mansoor was elected to the Assembly in 2010. The son of an Egyptian father and Scandinavian mother, he is a former Orange County deputy sheriff and, at the time of his election to the Assembly, was a member of the Costa Mesa City Council (elected 2002).

He moved to Costa Mesa in 1976 and has lived there most of his life. Mansoor obtained an A.A. degree from Coastline Community College. He joined the Orange County sheriff's department in 1993.

Mansoor will term out of the Assembly in 2016.

### **Assembly District 75 – Marie Waldron (R)**

**Registration: 26% D, 47% R, NPP 22% Election: Marie Waldron (R) 63%, Matthew Herold (D) 37%**



No current incumbent Assembly Member resides in this new inland San Diego County district, making it an open safe Republican seat. Only two candidates filed for the June 5 Open Primary. The top vote getter was the Republican, business owner Marie Waldron, with Democrat Matthew Herold lagging far behind.

Waldron is a small business owner and an Escondido City Councilmember (elected 1998). She is a founding member of CA Women's Leadership Association, a member of the Howard Jarvis Taxpayers Association, San Diego Tax Fighters, and the Lincoln Club of San Diego.

She received her bachelor's degree from St. John's University (New York City). She and her husband, Steve, have a young son.

Waldron will term out of the Assembly in 2024.



## **Assembly District 76 – Rocky Chavez (R)**

**Registration: 30% D, 40% R, NPP 24% Election: Rocky Chavez (R) 57.9%, Sherry Hodges(R) 42.1%**



No current incumbent resides in this newly drawn, safe Republican coastal San Diego County District, creating an open seat. Three Republicans entered the June 5 Open Primary, the top vote getter being Rocky Chavez, followed by Sherry Hodges.

Chavez spent more than 28 years as a U.S. Marine, rising to the rank of colonel and serving as Chief of Staff of the 4th Marine Division. Chavez was elected to the Oceanside City Council where he served for 10 years, and was later appointed Undersecretary of the CA Dept of Veterans' Affairs by then Gov. Arnold Schwarzenegger.

He graduated from CSU Chico. He and his wife, Mary, have three children.

Chavez will term out of the Assembly in 2024.

## **Assembly District 77 – Brian Maienschein (R)**

**Registration: 30% D, 39% R, NPP 27% Election: Ruben Hernandez (D) 39.9%, Brian Maienschein (R) 60.1%**



No incumbent Assembly Member resides in this new San Diego County district, making it an open seat. Four candidates entered the June 5 Open Primary, the top vote getter, by a wide margin, being Republican Brian Maienschein, followed by Democrat Ruben "RJ" Hernandez.

Maienschein currently serves as the Commissioner of the Plan to End Chronic Homelessness with United Way of San Diego, a position to which he was appointed after serving two terms on the San Diego City Council (2000-2008). He also teaches courses on Election Law at both the University of San Diego and California Western School of Law.

Maienschein received his bachelor's degree from UC Santa Barbara and his law degree from California Western School of Law. He has two daughters.

Maienschein will term out of the Assembly in 2024.

## **Assembly District 78 – Toni Atkins (D-Inc)**

**Registration: 48% D, 21% R, NPP 27% Election: Toni Atkins (D) 62.4 %, Ralph Denney (R) 37.6%**



Two Republicans entered the June 5 Open Primary for the right to face incumbent Assembly Member Tony Atkins in November. Small business owner Ralph Denney outpolled attorney/GOP activist Robert Williams. This is a safe Democratic district encompassing 61% of the voters within Atkins' old district (Assembly District 76).

Atkins was born in southwestern Virginia, earning her bachelor's degree in Political Science from Emory and Henry College (Virginia). She later attended the John F. Kennedy School of Government at Harvard University. She moved to San Diego in 1985 and became a senior policy analyst and aide to then-San Diego Councilmember Christine Kehoe.

When Kehoe was elected to the Assembly in 2000, Atkins was elected to succeed her on the San Diego City Council. In April 2005, when incumbent Mayor Dick Murphy resigned due to an ethics scandal, the city council designated Atkins to serve as mayor until Jerry Sanders was sworn in. She is married to Jennifer LeSar, and reside in the South Park/Golden Hill neighborhood of San Diego. Atkins is a member of the Democratic leadership team, serving as Majority Floor Leader.

She will term out in 2016.

## Assembly District 79 – Shirley Weber (D)

Registration: 48% D, 21% R, NPP 27% Election: Shirley Weber (D) 61%, Mary England (R) 39%



Marty Block is the sole incumbent Assembly Member who resides in this new majority minority district, but he ran for the state Senate in the new Senate District 39, making this an open, safe Democratic seat.

Shirley Weber, born in Hope, Arkansas to sharecroppers, received her bachelor's, master's, and doctorate degrees in Speech Communications from UCLA. At the age of 23, she became a professor at San Diego State University, where she helped develop the department of Africana Studies. In 1988, she was elected to the Board of Education of San Diego City Schools.

She currently serves as the mayor's appointee and chair of the Citizens' Equal Opportunity Commission. She is the mother of two children, one a medical doctor and the other a college student in San Diego. Her late husband, Daniel Weber, was a CA state judge.

Weber will term out of the Assembly in 2024.

## Assembly District 80 – Ben Hueso (D-Inc)

Registration: 48% D, 21% R, NPP 27% Election: Ben Hueso (D) 69.1%, Derrick W. Roach (R) 30.9 %



Incumbent Ben Hueso's sole opponent was Republican activist Derrick Roach.

Hueso was President of the San Diego City Council at the time of his election to the Assembly in 2010. Prior to his election to the San Diego City Council, Hueso owned and operated a small business.

Hueso has a bachelor's degree from UCLA, studied Russian language at the University of Odessa in the Ukraine, and completed post-graduate studies in Community and Economic Development at San Diego State University. Then Assembly Speaker Fabian Núñez appointed Hueso to the CA Coastal Commission in 2007, but he was not reappointed to the position by the next Speaker, Karen Bass. He, his wife, Laura, and their four young sons reside in Logan Heights.

Hueso will term out from the Assembly in 2016; however, he is expected to run for the Senate Seat to be vacated by Juan Vargas who was elected by Congress.

## Senate District 1 – Ted Gaines (R)

Registration: 29% D, 46% R, NPP 20% Election: Ted Gaines (R) 63.6%, Julie Griffith-Flatter (D) 36.4%



Ted Gaines ran in this new district, which encompasses 54% of the voters who resided in his previous district. The District consists of the northeastern mountains bordering Oregon and Nevada, stretching south to include some suburbs of Sacramento. It encompasses all or parts of the counties of Siskiyou, Modoc, Lassen, Shasta, Plumas, Nevada, Placer, Alpine, El Dorado, Sierra and Sacramento

Due to the death of State Senator. Dave Cox, a special election was held to fill the late senator's term. In November 2010, Gaines ran simultaneously for both reelection to his Assembly seat and in the Special Primary election, winning both. Prior to being elected to the Senate in a 2011, Gaines served five years in the Assembly (2006-2011). Prior to his election to the state legislature, Gaines served on the Placer County Board of Supervisors (2000-2006).

Gaines has a bachelor's degree in Business Administration from Lewis and Clark College (Oregon). He is the owner of Point West Insurance in Sacramento. He and his wife, Assemblywoman Beth Gaines, have six children.

Gaines will term out of the Senate in 2020.

### Senate District 3 – Lois Wolk (D)

**Registration: 48% D, 25% R, NPP 21% Election: Frank Miranda (R) 33.8%, Lois Wolk (D) 66.2%**



Lois Wolk is the only name that appeared on the June 5 Open Primary ballot. However, two Republicans qualified to run as write-in candidates for the June 5 Open Primary. Wolk served on the Yolo County Board of Supervisors from 1998-2002, when she was elected to the state Assembly; before that, she served on the Davis City Council (1990-1998).

She graduated from Antioch College in Ohio (1968) and received a master's degree in Advanced International Studies in 1971 from John Hopkins University. She has been a resident of Davis since 1978 and taught history, social studies and French in grades 7 through 12 in both public and private schools. Her husband Bruce, is a professor and Dean Emeritus at UC Davis Law School. They have two grown sons, four granddaughters and a grandson.

Wolk is the chair of the Senate Governance & Finance Committee. The District encompasses the wine making counties of Sonoma, Napa, moving south to include the counties of Solano, Yolo and a small part of Contra Costa.

Wolk will term out in 2016.

### Senate District 5 – Cathleen Galgiani (D)

**Registration: 41% D, 39% R, NPP 15.5% Election: Bill Berryhill (R) 49.6%, Cathleen Galgiani (D) 50.4%**



Cathleen Galgiani has represented Assembly District 17 since December 2006. In this close Senate race, she narrowly defeated Assembly Member Bill Berryhill (R) for this newly-redrawn Senate District 5.

Prior to her own election to the Assembly, Galgiani served as the chief of staff to her predecessor, Barbara Matthews. She served as the consultant to the legislative committee on the development of University of California, Merced. She helped secure funding and support for UC Merced to ensure the university continues to grow as the tenth campus in the University of California system. Galgiani has also worked for former Assembly Members Pat Johnston and John Garamendi. Prior to working in the Legislature, Galgiani spent eight years as a physical therapy aide at San Joaquin General Hospital and Dameron Hospital in San Joaquin County.

Galgiani attended San Joaquin Delta College before receiving her bachelor's degree from California State University, Sacramento. She lives in Livingston, California.

Galgiani will term out of the Senate in 2020.

## Senate District 7 – Mark DeSaulnier (D)

**Registration: 44% D, 30% R, NPP 21% Election: Mark Meuser (R) 38.8%, Mark DeSaulnier (D) 61.2%**



Governor Pete Wilson appointed Mark DeSaulnier to fill a vacancy on the Contra Costa Board of Supervisors in 1994. Voters then chose to keep him in the seat in an election the same year. At the time, he was registered Republican but in 2000, he reregistered as a Democrat, triggering the wrath of local GOP activists. He served on the Board until his election to the Assembly in 2006.

DeSaulnier was born in Lowell, Mass., and received his bachelor's degree in History from the College of Holy Cross. Prior to becoming a County Supervisor, he served as Mayor of Concord and as a city councilmember from 1991-1993. He is a longtime restaurant owner in Concord and is the father of two adult sons.

This District includes the East Bay, with most (77%) of the district's voters residing in Contra Costa County, the larger cities being Antioch, Pittsburg, Concord, Walnut Creek, Danville, San Ramon, and Lafayette. It then moves south into Alameda county (23%) including Dublin, Livermore, Pleasanton and Sunol.

DeSaulnier will term out of the Senate in 2016.

## Senate District 9 – Loni Hancock (D)

**Registration: 64% D, 9% R, NPP 20% Election: Mary McIlroy (P&F) 14.2%, Loni Hancock (D) 85.8%**



Both Loni Hancock and Ellen Corbett reside in this new safe Democratic district, but Corbett was reelected to her second four-year term in 2010 and will serve until being termed out in 2014.

The East Bay district consists of (78%) of the voters residing in Alameda County and the cities of Oakland, Berkeley, Alameda, piedmont and San Leandro. The district moves north into Contra Costa County (22%), the largest city being Richmond.

Hancock arrived in Berkeley in 1964 and was elected to the Berkeley City Council in 1971. She left the council in 1979 to serve as the Western Regional Director of the volunteer program ACTION under President Carter, then returned to city politics in 1986, becoming the first woman elected Mayor of Berkeley. In 1994, President Clinton appointed her regional representative in San Francisco for the U.S. Department of Education. Her husband is former Assembly Member Tom Bates, the mayor of Berkeley.

She will term out of the Senate in 2016.

## Senate District 11 – Mark Leno (D)

**Registration: 56% D, 10% R, NPP 30% Election: Harmeet Dhillon (R) 15.3%, Mark Leno (D) 84.7%**



Mark Leno and state Senator Leland Yee both reside in this new district, which, for the first time, places all of San Francisco within a single Senate district. Yee, who in November 2011 ran unsuccessfully for mayor of San Francisco, will serve in the Senate until being termed out in 2014, while Leno sought re-election this year to his second and last four-year term.

A native of Wisconsin, Leno attended the University of Colorado at Boulder, then went on to become a valedictorian of his graduating class at the American College of Jerusalem. He spent two years in Rabbinical Studies at the Hebrew Union College in New York. Leno is the owner of Budget Signs, Inc. a small business he founded in 1978 and operated with this life partner, Douglas Jackson, who passed away from complications due to HIV/AIDS in 1990.

The district includes all of San Francisco, plus a portion of San Mateo County, which includes Daly City.

## Senate District 13 – Jerry Hill (D)

**Registration: 49% D, 21% R, NPP 26% Election: Jerry Hill (D) 66.3%, Sally Lieber (D) 33.7%**



No incumbent member of the state Senate resides in this new, safe Democratic district, making it an open seat. 43% of the voters in Hill's current Assembly District (Assembly District 10) reside in the newly drawn Senate district. Senate District 13 is a coastal district with most (66%) of the voters residing in San Mateo County, the largest cities being South San Francisco, San Mateo, Redwood City, Half Moon Bay, San Carlos and Menlo Park. The district moves southeast into Santa Clara County and includes the cities of Palo Alto (Stanford University) and Sunnyvale.

Hill was elected to the Assembly in 2008, succeeding Gene Mullin, who was termed out.

He was an adjunct professor in Public Policy at Norte Dame de Namur University (Belmont) and the owner of a pool cleaning business. He is a former Republican, reregistering as a Democrat in 2003. He received a bachelor's degree in History and Political Science from UC Berkeley and a Lifetime Secondary Teaching Credential from San Francisco State University. Hill and his wife, Sky, reside in San Mateo; they have one adult daughter.

Hill will term out of the Senate in 2020.

## Senate District 15 – Jim Beall (D)

**Registration: 45% D, 24% R, NPP 28% Election: Jim Beall (D) 57.5%, Joe Coto (D) 42.5%**



This new district is a safe Democratic seat and only two candidates – both Democrats – were on the June 5 Open Primary ballot; Assembly Member Jim Beall and former Assembly Member Joe Coto. 39% of the voters who reside in Beall's current Assembly District 24 also reside in this new Senate district. Coto represented Assembly District 23; 30% of those voters are in this district.

Beall was born and raised in San Jose and educated at Bellarmine College Preparatory and San Jose State University, where he earned a bachelor's degree in Political Science. He began his career in politics in 1980 when, at the age of 28, he was elected to the San Jose City Council, the youngest person ever to serve on the council. Beall was elected to the Board of Supervisors in 1994, serving three terms before his election to the Assembly in 2006. He and his wife, Pat, live in San Jose's Cambrian district; he has two stepsons.

Beall will term out of the Senate in 2016.

## Senate District 17 – Bill Monning (D)

**Registration: 44% D, 28% R, NPP 22% Election: Bill Monning (D) 61.6%, Larry Beaman (R) 38.4%**



Republican Sam Blakeslee is the sole incumbent Senator residing in this new district, but the district is heavily Democratic, making a Republican win very unlikely. Blakeslee decided not to seek reelection. Bill Monning was elected to the Assembly in 2008, succeeding John Laird, who was termed out.

He earned his bachelor's degree from UC Berkeley and law degree from the University of San Francisco. Past positions he has held, in addition to his work with the United Farm Workers, include being an attorney with the CA Rural Legal Assistance; Director, Salvadoran Medical Relief Fund; and executive director, International Physicians for the Prevention of Nuclear War.

He and his wife, Dana Kent, a family physician, reside in Carmel; they are parents of two adult daughters.

Monning terms out of the Senate in 2020

## Senate District 19 – Hannah-Beth Jackson (D)

**Registration: 43% D, 31% R, NPP 21% Election: Hannah-Beth Jackson (D) 55.1%, Mike Stoker (R) 44.9%**



No incumbent Senator resides in this newly drawn district. Three candidates ran in the June 5 Open Primary, the top vote getter being the sole Republican on the ballot, Mike Stoker, followed by former Democratic Assembly Member Hannah-Beth Jackson.

In 2008, Jackson ran for the state Senate, narrowly losing to then GOP Assembly Member Tony Strickland. The old and new Senate District 19 are similar in territory, but the inclusion of Oxnard in the new district decreases the GOP registration by eight points.

Hannah-Beth Jackson was elected to the Assembly in 1998, succeeding Republican Brooks Firestone, who was termed out. She herself was termed out in 2004. Jackson is an attorney (Boston University Law School) and, before her first election to the Assembly, was a Santa Barbara County deputy district attorney. She is married to Superior Court Judge George Eskin. She has a daughter, two stepchildren and four grandchildren.

Jackson will term out from Senate in 2020.

## Senate District 21 – Steve Knight (R)

**Registration: 36% D, 38% R, NPP 17% Election: Star Moffatt (D) 41.7%, Steve Knight (R) 58.3%**



Sharon Runner is the sole member of the state Senate who resides in this new district, which includes 94% of the voters in her current district (Senate District 17). Due to health reasons, she did not seek reelection.

Knight's sole opponent in the June 5 Open Primary was Democrat Star Moffatt. Voter registration suggested the district might be somewhat competitive. The GOP having only a three-point advantage, but both Whitman and McCain won here by 12 points, which puts the district safely in the GOP column.

Knight, born at Edwards Air Force Base (son of the late Pete Knight, famed Air Force test pilot and one time Assembly Member/State Senator), has called the Antelope Valley his home almost his entire life. Prior to his election to the Assembly in 2008, Knight served on the Palmdale City Council (elected 2005). He had a 17-year career as a sworn police officer in the Los Angeles Police Department. He is also a U.S. Army veteran who served in Germany. He and his wife, Lily, have two children.

Knight will be termed out of the Senate in 2020.

## Senate District 23 – Bill Emmerson (R)

**Registration: 34% D, 42% R, NPP 19% Election: Melissa O'Donnell (D) 43.4%, Bill Emmerson (R) 56.6%**



Both Bill Emmerson and Bob Dutton reside in this new district, but Dutton is termed out this year and ran for Congress (CD31). Emmerson's sole opponent in the June 5 Open Primary was Democrat Melissa Ruth O'Donnell.

Emmerson was born in Oakland, but has spent most of his life in Southern California. He received his bachelor's degree in Political Science and History from La Sierra University in Riverside. Upon graduation he joined the Washington, D.C. office of then Congressman Jerry Pettis.

Emmerson moved back to California to join the Sacramento staff of the then Assembly Republican Floor Leader, W. Craig Biddle. After six years of experience with the Legislature, he enrolled at Loma Linda University where he received his Doctor of Dental Surgery. He then practiced orthodontics for 22 years. He and his wife, Nan, reside in Redlands; they have two adult daughters.

Emmerson will term out of the Senate in 2016.

## Senate District 25 – Carol Liu (D)

**Registration: 42% D, 31% R, NPR 19% Election: Carol Liu (d) 60.6%, Gilbert Conzales (R) 39.4%**



Carol Liu had two opponents in the Primary.

Carol Liu, a fifth-generation Californian, was born in Berkeley and raised in Oakland. She was a San Francisco Bay area teacher/administrator for seventeen years. Prior to that, she served as executive director of Richmond Federation of Teachers, AFL-CIO.

Liu is a graduate of San Jose State University (1963) and earned a teaching credential from UC Berkeley. Her husband, Mike Peevey, is a former CEO of Southern California Edison. He is a member of the CA Public Utilities Commission, appointed by Governor Davis, and later was named president of the Commission by Governor Schwarzenegger. They have three children and three grandchildren.

Liu is chair of the Senate Human Services Committee.

Liu will term out of the Senate in 2016.

## Senate District 27 – Fran Pavley (D-Inc)

**Registration: 41% D, 33% R, NPP 18% Election: Fran Pavley (D) 53.3%, Todd Zink (R) 46.7%**



Two incumbent state Senators reside in this new district, Democrat Fran Pavley and Republican Tony Strickland, but Strickland ran in the new Congressional District 26 after Representative Elton Gallegly announced he was retiring. GOP Assembly Member Cameron Smyth took a serious look at running for the Senate seat, but decided against it. Political new comer Todd Zink was recruited to run against Pavley.

Pavley served three terms in the Assembly and was termed out in 2006. She was elected to the Senate in 2008 (Senate District 23), succeeding Sheila Kuehl, who was termed out. She went on to an easy 67% - 27% win over Republican Rick Montaine of Calabasas. 31% of the voters who reside in Pavley's current Senate District 23 also reside in this newly drawn district.

Pavley was born and raised in the San Fernando Valley, but has for over 30 years resided in Agoura Hills, which she helped found. She served as the City's first Mayor. She was also an eighth grade history teacher for 28 years. In 1995, Pavley was appointed to the CA Coastal Commission by Senator Bill Lockyer and reappointed by Senator John Burton. Her husband, Andy, is a teacher; they have two adult children.

Pavley will term out of the Senate in 2016.

## Senate District 29 – Bob Huff (R-Inc)

**Registration: 34% D, 38% R, NPP 23% Election: Greg Diamond (D) 44.8%, Bob Huff (R) 55.2%**



Republican Senator Bob Huff and Democratic Senator Edward Hernandez reside in this new district, but Hernandez won't be seeking reelection until 2014 when he will run in one of the new even-numbered districts (most likely Senate District 22).

Bob Huff was elected to the Assembly in 2004 and then to the Senate in 2008. Prior to his election to the Assembly, Huff was a member of the Diamond Bar City Council. Huff was born in Calexico and raised on his family's Imperial Valley farm. He has a bachelor's degree in Psychology from Westmont College in Santa Barbara. Most of Huff's professional and business experience has been in the agricultural industry. Working through the ranks to become the youngest vice president in a grain-handling corporation, Huff became manager-owner of the Ray S. French Company, an independent commodity wholesaler.

Huff will term out of the Senate 2016.

## Senate District 31 – Richard Roth (D)

**Registration: 40% D, 39% R, NPP 17% Election: Richard Roth (D) 55.3%, Jeff Miller (R) 44.7%**



This new open seat is competitive, but leans Democratic. Three candidates ran in the June 5 Open Primary: Republican Assembly Member Jeff Miller; former Democratic Assembly Member Steve Clute; and retired U.S. Air Force General Richard Roth.

The top vote getter was Miller, followed by Roth. Clute received the Democratic Party pre-Primary endorsement, but the Senate Democratic leadership strongly supported Roth. In a surprise move after the Primary, Clute endorsed Miller.

Richard Roth is a Riverside attorney and a retired U.S. Air Force Major General. The political newcomer is the president of the Monday Morning Group, a community advocacy organization for western Riverside County. His wife, Cindy, is president/CEO of the Greater Riverside Chambers of Commerce (Roth is a former president/CEO of the Chamber).

Roth will term out of the Senate in 2020.

## Senate District 33 – Ricardo Lara (D)

**Registration: 58% D, 16% R, NPP 17% Election: Ricardo Lara (D) 80.3%, Lee Chauser (P&F) 19.7%**



Alan Lowenthal is the sole Senator residing in this new district, but he is termed out this year. The Redistricting Commission drew the district to favor a Latino, which brought first-term Assembly Member Ricardo Lara into the race. The new lines also convinced Democratic Assembly Member Bonnie Lowenthal, who had earlier announced that she would run for the Senate, to drop out of the race and run for reelection to her Assembly seat in the new Assembly District 70.

Lara was elected to the Assembly in 2010 (Assembly District 50). Prior to his election to the Assembly, Lara served as the communications director for Assembly Member Kevin de León. Mayor Villaraigosa appointed Lara as a member of the Los Angeles Planning Commission. But no part of the City of Los Angeles falls within Assembly District 50, so Lara was required to resign his Planning Commission slot and move into the Assembly district to qualify to run.

He has also worked as Chief of Staff for the late Assembly Member Marco Firebaugh and as district director for then Assembly Speaker Fabian Núñez. Lara is a graduate of San Diego State University. Lara is chair of the CA Latino Legislative Caucus.

Lara will term out of the Senate in 2020.



## Senate District 35 – Rod Wright (D-Inc)

**Registration: 61% D, 15% R, NPP 16% Election: Rod Wright (D) 76.4%, Charlotte Svolos (R) 23.6%**



Due to the district's very low Republican registration, many believed that this could result in a same party runoff between the incumbent and his Democratic challenger. However, a pro-business independent expenditure committee was able to prevent that from happening by funding a full-court effort to maximize the number of votes received by Republican Charlotte Svolos, resulting in her being able to outpoll Paul Butterfield.

Wright was elected to the Senate in 2008. Before that, he was elected to the Assembly in 1996 and termed out in 2002. Until his election to the Senate, he was on the staff of Senate Pro Tem Don Perata. Prior to his 1996 election to the Assembly, he was the district administrator for Congresswoman Maxine Waters. In 2003, he made an unsuccessful run for a seat on the L.A. City Council.

Wright earned a bachelor's degree in Urban Studies from Pepperdine University, where he was Student Body President.

Wright will term out of the Senate in 2016.

## Senate District 37 – Mimi Walters (R-Inc)

**Registration: 29% D, 43% R, NPP 24% Election: Steve Young (D) 43%, Mimi Walters (R) 57%**



No member of the Senate resided in this new district when it was approved by the Citizens Redistricting Commission, but Senator Marian "Mimi" Walters moved into the district to seek reelection; 44% of the voters in her former district (Senate District 33) reside here. The voters who are new to her are reliably Republican, making this one of the safest GOP Senate seats in the state. Walters' sole opponent in the June 5 Open Primary was Democrat Steve Young, an attorney.

Walters was born in the Orange County city of Dana Point and earned her bachelor's degree in Political Science from UCLA in 1984. While in college she spent a semester as an intern in the Capitol Hill office of Congressman Bill Thomas.

After graduation, she worked first with Drexel, Burnham & Lambert as an investment executive, and then joined the firm of Kidder, Peabody & Company. She ended her business career in 1995 to become actively involved with her family and community. Walters was elected to the Laguna Niguel City Council in 1996, serving until her election to the Assembly.

She is a founder of the California Women's Political Association (formerly called the Conservative Women's Political Association). She and her husband, David, have four children.

Walters will term out of the Senate in 2016

## Senate District 39 – Marty Block (D)

**Registration: 39% D, 29% R, NPP 28% Election: Marty Block (D) 58.4%, George Plescia (R) 41.6%**



State Senators Christine Kehoe and Juan Vargas both reside in this new district, but Kehoe is termed out this year, while Vargas, who was elected to a four-year term in 2010, ran for Congress in CD51. Three candidates ran in the June 5 Open Primary, Democratic Assembly Member Marty Block being the top voter getter, followed by former Republican Assembly Member George Plescia.

Two independent expenditure committees funded by business interests became moderately involved in the race in support of Plescia and in opposition to Block. This district leans Democratic, but the Senate Republican leadership had this race on their target list. Only 15% of the voters that reside in Block's current district (Assembly District 78) also reside in this newly drawn district. Plescia represented the old Assembly District 75, encompassing 30 % of the voters in this district.

Block was elected to the Assembly in 2008. Prior to his election to the Assembly, Block was director of the Office of Compliance and Policy Analysis at San Diego State University, and a Judge pro tem (San Diego Superior Court). He is a former Assistant Dean of the College of Education at San Diego State University. He has been president of both the San Diego County Board of Education and the San Diego Community College Board of Trustees.

Block earned his bachelor's degrees in Political Science and Education at Indiana University and a law degree from DePaul University (Chicago). He began his career as a history teacher in Illinois before coming to San Diego.

He and his wife, Cindy, a high school science teacher, reside in the San Diego community of Del Cerro.

Block will term out of the Senate in 2020.

DRAFT  
11/28/12

**SECURITY AGREEMENT AND ASSIGNMENT OF PARIMUTUEL COMMISSIONS  
BETWEEN CALIFORNIA AUTHORITY OF RACING FAIRS  
AND \_\_\_\_\_ FAIR ASSOCIATION**

This SECURITY AGREEMENT (hereinafter referred to as "Agreement") is made as of the first day of \_\_\_\_\_, 2013, by and between the California Authority of Racing Fairs ("CARF") and the \_\_\_\_\_ Fair Association ("Fair"), collectively referred to hereafter as "Parties."

**RECITALS**

WHEREAS, CARF and Fair, as separate legal entities, carry on various activities throughout the year in accordance with the laws, bylaws, and procedures governing each.

WHEREAS, by way of the Amended and Restated Joint Exercise of Powers Agreement ("JPA") executed July 7, 1989, CARF provides necessary services to Member Fairs, by contract or otherwise which may include, but are not limited to; centralized government affairs representation, reports and analysis of the fair and horse racing industry, administration of joint services of CARF including planning, budgeting implementation and fund accounting. These programs include but are not limited to the joint purchase of supplies, materials, services and equipment in the support of the simulcast wagering facilities and programs, racing operations of the Member Fairs and other related activities; and

WHEREAS, in addition to the above services, CARF underwrites racing expenses for Member Fairs that conduct live racing at their facilities ("racing expenses") and from time to time will loan money to Member Fairs for capital projects and other matters that benefit racing operations for the Member Fairs ("loan"); and

WHEREAS, CARF receives payment from Member Fairs by way of payment of member dues ("dues") as well as payment of printing costs for the official program business operated by CARF in southern California ("payments"); and

WHEREAS, pursuant to the JPA, CARF distributes pari-mutuel commissions to Member Fairs; and

WHEREAS, CARF and Fair desire to enter into a memorandum of understanding setting forth a security agreement between Fair and CARF to secure funds owed to CARF by Fair for racing expenses, loans, dues, and payments pursuant to the JPA.

NOW THEREFORE, in consideration of the mutual covenants set forth herein and for other good and valuable consideration, the receipt and adequacy of which are hereby acknowledged, the parties hereto agree as follows:

1. Security Agreement and Assignment of Parimutuel Commissions. As security for the Fair's performance of each and all of its obligations under that certain Secured Promissory Note between the Fair as MAKER and CARF as HOLDER ("Promissory Note"), the Fair hereby grants and assigns to CARF a security interest in the following: At the election of CARF, all pari-mutuel commissions (including satellite wagering revenues and live racing revenues), payable to Fair by CARF, licensed California racing associations, Northern California Off-Track Wagering Inc., Southern California Off-Track Wagering Inc., the California Horse Racing Board, or any other distributor of California pari-mutuel commissions shall be paid to CARF and used to repay any funds owed to CARF by Fair for racing expenses, loans, dues and/or payments and pursuant to the Promissory Note referred to herein.

2. Representations and Covenants. Fair represents and covenants to CARF as follows:

a. The execution and delivery of this Agreement by or on behalf of Fair has been duly authorized by all necessary action of the governing body of Fair, and Fair has obtained such other approvals and consents as are necessary to consummate this Agreement, and

b. Fair shall execute a Promissory Note, a copy of which is attached hereto and incorporated herein as Exhibit "A";

c. Fair will promptly and duly execute and deliver to CARF such documents, instruments and assurances and take such further action as CARF may from time to time reasonably request in order to carry out the intent and purpose of this Agreement and to establish and protect the rights and remedies created or intended to be created in favor of CARF

d. Fair agrees that payments owed to CARF shall be deducted from the pari-mutuel commissions prior to transfer of the remaining pari-mutuel commissions to the Fair. CARF shall provide an accounting of the pari-mutuel commissions received and any reimbursements to CARF at the time of the transfer.

3. Default. Each of the following shall constitute a default by the Fair hereunder:

a. The occurrence of any default by the Fair under this Agreement, the Promissory Note, or any agreement, document or instrument related to the Promissory Note or this Agreement;

b. If CARF finds any warranty, representation or other statement made or furnished by the Fair hereunder to be untrue or false;

c. The Fair fails to punctually perform and otherwise fulfill or comply with any of its covenants, duties, obligations and responsibilities under this Agreement;

d. The Fair in any other manner breaches or defaults on any of its obligations in this Agreement.

4. Rights and Remedies. On the occurrence of any default hereunder, CARF shall be entitled to:

a. Take or keep possession of the Collateral and protect the same as identified in paragraph 1.

b. Declare any or all amounts owing under the Promissory Note, this Agreement to be immediately due and payable;

c. Exercise any and all other rights and remedies available at law or equity or otherwise to CARF under this Agreement or the Promissory Note.

4. Separation of Entities. CARF and Fair acknowledge and agree that they are separate legal entities, each with their own statutory requirements, bylaws or operating agreements. CARF and Fair further acknowledge and agree that there is a duty on the part of each party not to commingle funds between the two entities.

5. Term. This Security Agreement shall commence on \_\_\_\_\_, and shall continue pursuant to the terms of the JPA and any Promissory Note executed between the parties.

6. Indemnification. The Fair shall indemnify, defend, save and hold harmless CARF and its officers, directors, employees, agents and each of them, in their individual and Association capacities, from any and all expenses (including attorney fees and costs) arising out of or in any manner connected to this Agreement.

7. Notices. All notices and other communications shall be rendered as follows:

Fair  
\_\_\_\_\_  
\_\_\_\_\_

CARF  
\_\_\_\_\_  
\_\_\_\_\_

8. Amendments. No change, amendment or modification of this Agreement shall be valid unless in writing and signed by the parties hereto.

9. Assignment. This Agreement may not be assigned or transferred by either party to any third party without the prior written consent of the other party.

10. Attorney's Fees and Venue. If an action at law or in equity is necessary to enforce or interpret the terms of this Agreement, the prevailing party shall be entitled to recover its reasonable attorneys' fees and costs in addition to any other reasonable relief to which it may be entitled. With respect to any suit, action or proceeding arising out of or related to this Agreement, or the documentation related hereto, the parties hereby submit to the jurisdiction and venue of the appropriate court in the County of Sacramento, State of California for any proceeding arising hereunder.

11. Severability. If any provision of this Agreement is held by a court of competent jurisdiction to be invalid, void or unenforceable, the remaining provisions shall nevertheless continue in full force and effect without being impaired or invalidated in any way.

12. Binding on Successors. This Agreement shall be binding on and inure to the benefit of the respective heirs, personal representatives, successors and assigns of the parties hereto.

13. Governing Law. This Agreement shall be construed and governed pursuant to the laws of the State of California.

IN WITNESS WHEREOF, the parties have executed this Agreement effective on the day and in the year set forth above.

DATE: \_\_\_\_\_

CALIFORNIA AUTHORITY OF RACING  
FAIRS

By: \_\_\_\_\_  
\_\_\_\_\_

DATE: \_\_\_\_\_

\_\_\_\_\_ FAIR ASSOCIATION

By: \_\_\_\_\_  
\_\_\_\_\_

L:\CARF\Agreements\DRAFT CARF Security Agreement 112812.doc

## ATTACHMENT A



PROMISSORY NOTE  
SECURED BY ASSIGNMENT OF PARIMUTUEL COMMISSIONS

\_\_\_\_\_, California  
\_\_\_\_\_, 2012

1. FOR VALUE RECEIVED, the \_\_\_\_\_ County Fair, by \_\_\_\_\_, General Manager (hereinafter referred to as "MAKER"), promises to pay in lawful money of the United States to the California Authority of Racing Fairs, a California Joint Powers Authority (hereinafter referred to as "HOLDER"), or order, at Sacramento, California, or such other location designated by HOLDER, the principal sum of - \$\_\_\_\_\_ with interest at the Local Agency Investment Fund ("LAIF") rate thereon in like lawful money of the United States no later than \_\_\_\_\_, 20\_\_, said principal and interest to be paid in monthly installments of \_\_\_\_\_ Thousand \_\_\_\_\_ Hundred \_\_\_\_\_ Dollars (\$\_\_\_\_\_), the first installment of \_\_\_\_\_ Thousand \_\_\_\_\_ Hundred \_\_\_\_\_ Dollars (\$\_\_\_\_\_.00) to be paid on \_\_\_\_\_, 20\_\_ and monthly installments of \_\_\_\_\_ Thousand \_\_\_\_\_ Hundred \_\_\_\_\_ Dollars (\$\_\_\_\_\_.00) to be paid on the same day of each and every month thereafter until \_\_\_\_\_, 20\_\_, on which date, the entire balance of unpaid principal and accrued interest shall be due and payable. It is agreed that each monthly installment, when paid, shall be credited first on interest then due and the remainder on principal, and interest shall thereon cease upon principal so credited.

2. This Promissory Note shall be secured by assignment of that portion of MAKER's future pari-mutuel commissions to HOLDER that equals the principal sum set forth in paragraph 1 above. By this assignment, MAKER expressly authorizes and instructs the California Authority of Racing Fairs, licensed California racing associations, Northern California Off-Track Wagering Inc. (NCOTWInc.) or Southern California Off-Track Wagering Inc. (SCOTWInc.) or the California Horse Racing Board (CHRB) or any other distributor of California parimutuel commissions to distribute MAKER's base allocations of pari-mutuel commissions, up to the entirety thereof, to HOLDER, payable directly to MAKER.

3. MAKER shall have the right to prepay this note, in whole or in part, at any time, without penalty.

4. In the event of default in the payment of any monthly installment, or Maker's failure to perform when due any obligation, covenant or agreement of this Promissory Note or the Security Agreement which secures Maker's performance under this Promissory Note, Holder may accelerate this Promissory Note and demand immediate

payment of all unpaid principal, accrued interest and other amounts to be paid by Maker hereunder.

5. This Promissory Note Secured by Assignment of Parimutuel Commissions shall be binding upon and inure to the benefit of the heirs, successors, executors, and assigns of MAKER and HOLDER. This note may only be amended by written agreement of MAKER and HOLDER.

6. In the event of commencement of suit to enforce payment of this note, or if proceedings are had in bankruptcy (including proceedings for relief from stay), receivership, reorganization or other judicial proceedings for the establishment or collection of any amount to be paid hereunder, MAKER agrees to pay such additional sums as HOLDER'S reasonable attorneys' fees and costs as a court or arbitrator may adjudge reasonable. The jurisdiction and venue for any such action shall be in the Sacramento County Courts, State of California. The amounts due Holder hereunder shall have equal priority with, and be secured by, the Security Agreement and Assignment of Parimutuel Commissions securing this Promissory Note and all such amounts shall bear interest from the date of expenditure at the rate accruing on the principal balance of this Promissory Note.

This Promissory Note shall be governed and construed in accordance with the laws of the State of California.

7. If any provision of this Promissory Note is invalid by operation of any law or interpretation placed thereon by any court having jurisdiction, this Promissory Note shall be construed as not containing such provision and all other provisions of this Promissory Note which are otherwise lawful shall remain in full force and effect, and to this end the provisions of this Promissory Note are declared to be severable. However, this Promissory Note and the documentation related hereto are by this reference subject to the limitation that in no event shall interest or any other amount paid or agreed to be paid to holder for the use, forbearance or detention of money to be advanced hereunder exceed the highest lawful rate permissible under applicable usury laws. If fulfillment of any provision hereof shall be deemed by a court of competent jurisdiction and final jurisdiction to violate any applicable usury restriction, then ipso facto, the interest rate shall be reduced to the limit of such validity and any amount received in excess of such limit shall be applied to reduce the unpaid principal balance hereof and not to the payment of interest.

8. MAKER specifically agrees that execution, or satisfaction and payment of this Promissory Note Secured by Assignment of Parimutuel Commissions does not waive

any other claims which HOLDER may have against MAKER or in any way limit HOLDER'S right to pursue such claims against MAKER.

9. Any notices or other communication required or permitted under this Agreement shall be in writing, and shall be (a) personally delivered, or sent by certified or registered United States mail, postage prepaid, return receipt requested, to the address of the party set forth in this paragraph; or (b) telecopied to the Fax number of the party set forth below. Such notice or communication shall be deemed given when delivered in person, when the telecopy is received or in the case of the mailed notice, at the time of deposit in the United States mail to the addresses shown below:

To HOLDER: \_\_\_\_\_  
\_\_\_\_\_  
\_\_\_\_\_  
Fax# \_\_\_\_\_

With a copy to:

To MAKER: \_\_\_\_\_  
\_\_\_\_\_  
\_\_\_\_\_  
Fax# \_\_\_\_\_

With a copy to:

IN WITNESS WHEREOF, MAKER has executed this Promissory Note Secured by Assignment of Parimutuel Commissions at \_\_\_\_\_, California, effective as of the date first set forth above.

Date: \_\_\_\_\_, 200\_

\_\_\_\_\_  
\_\_\_\_\_, General Manager,  
("MAKER")  
\_\_\_\_\_ Fair

STATE OF CALIFORNIA            )  
  ) ss.  
COUNTY OF \_\_\_\_\_ )

On \_\_\_\_\_, 20\_\_ before me, \_\_\_\_\_, Notary Public, personally appeared \_\_\_\_\_, who proved to me on the basis of satisfactory evidence to be the person whose name is subscribed to the within instrument and acknowledged to me that he/she executed the same in his/her authorized capacity, and that by his/her signature on the instrument the person, or the entity upon behalf of which the person acted, executed the instrument.

I certify under penalty of perjury, under the laws of the State of California that the foregoing paragraph is true and correct.

WITNESS my hand and official seal.

\_\_\_\_\_  
Notary Public

(Seal)

**CALIFORNIA AUTHORITY OF RACING FAIRS**  
*Management Services and Contract Administration*  
*for*  
*Live Horse Racing Operations*

---

### **Racing Operations**

- CARF works with Racing Fairs on preparation, submission and presentation of CHRB License Applications
- Provides Racing Office computer system (all computer hardware/peripherals) and application software (Equibase) and manages service, technical support and transportation
- Provides and manages Paymaster services, including Paymaster (CARF employee) bank accounts, audits, payment of all purse moneys to owners and all other distributions of payment to various recipients
- Telecommunications: provision of voice, fax and data lines necessary to support racing, totalisator and simulcast operations
- Provides accounting, reconciliation and distribution of all parimutuel commissions, purse, license fees and other distributions
- Coordinates development and management of purse schedule through Fair Circuit in cooperation with Fair Racing Secretaries and Thoroughbred Owners of California
- Provides Supplemental Purse Fund management and accounting
- Provides marketing coordination through circuit
- Manages contracts for daily racing program production, printing and distribution
- Manages Condition Book production and distribution
- Manages contracts and logistics for provision of Jumbo Video Screen

**CALIFORNIA AUTHORITY OF RACING FAIRS**  
*Management Services and Contract Administration*  
*for*  
*Live Horse Racing Operations*

---

**Racing Operations (cont'd)**

- Manages contract for Starting Gate
- Manages contract for Photo Finish
- Total Carbon Dioxide (TCO2) testing
- Furnishes electronic timing system with operator
- Oversees TV Replay System for Officials
- Manages provision of Temporary stalls
- Coordinates provision of Mobile offices for racing operations
- Daily, on-site management and oversight of all operations above, along with management, coordination and disposition of other matters that may arise from time to time in the course of conducting racing at Fairs
- Active liaison, representation and advocacy with on-track Stewards and with senior CHRB officials
- Manages consolidated purses' program.

**Contracts with Horsemen's Associations**

- Negotiate contracts with horsemen's associations, as required by statute.
- Thoroughbred Owners of California
- Cal Western Appaloosa
- Pacific Coast Quarter Horse Association
- Arabian Racing Association of California
- Racing Mule Association
- California Thoroughbred Trainers

**CALIFORNIA AUTHORITY OF RACING FAIRS**  
*Management Services and Contract Administration*  
*for*  
*Live Horse Racing Operations*

---

**Labor Agreements**

- Maintains membership in Federation of California Racing Associations to provide representation in racing industry employer group for labor union negotiations.
- Local 280 Pari-Mutuel Employees Guild
- Local 1877 (formerly Local 399) AFL-CIO Service Employees International Union Valets and rec. barn personnel
- Local 495 International Brotherhood of Teamsters, Chauffeurs, Warehousemen and helpers of America
- Note: Assist Starters now with Teamsters Local 495 but under separate agreement

**Racetrack Safety and Maintenance Program**

- CARF developed this program and provides management oversight throughout Fair circuit.
- Works with Division of Fairs and Expositions to maintain funding support
- Contracts with Steve Wood, Trackmaster, Inc., to provide expert consultation and oversight of Fair track maintenance
- Carries lease agreements for specialized tractors used for maintaining track surfaces
- Owns and provides custom-built water truck (2001 Sterling).
- Owns and provides rock-picker (added 2003).
-

**CALIFORNIA AUTHORITY OF RACING FAIRS**  
*Management Services and Contract Administration*  
*for*  
*Live Horse Racing Operations*

---

**Racetrack Safety and Maintenance Program (cont'd)**

- Owns or provides harrows, floats, and other miscellaneous equipment required for track maintenance.
- Manages all planning, heavy equipment transportation and logistics
- Provides daily, on-site management, key personnel and oversight
- No direct cost to Racing Fairs.
- Administers Jockey Club Equine Industry Database for CARF member Fairs

**Recruitment Program for Out-of-State Horses**

- Organizes and conducts out-of-state recruitment of horses to run at Northern California Fairs
- Manage payment of incentives
- Track and report on results of Recruitment Program

**Parimutuel Wagering Operations**

- Maintains totalisator contract
- Parimutuel labor contract
- NOTWInc agreement for Northern California simulcast network
- You Bet.com Advanced Deposit Wagering
- TVG Advanced Deposit Wagering
- Xpress Bet Advanced Deposit Wagering
- TwinSpire Advanced Deposit Wagering
- Provides all accounting, reconciliation, banking for ADW wagering operations



**CALIFORNIA AUTHORITY OF RACING FAIRS**  
*Management Services and Contract Administration*  
*for*  
*Live Horse Racing Operations*

---

**Personnel**

- Racing Secretary
- Track Safety and Maintenance Manager
- Morning Fitness Vet
- Veterinarian
- TCO2 Technician
- Track Maintenance Crew Chief
- Horse Ambulance Driver
- Clocker and Timer
- Paymaster
- Program Manager
- Track Announcer
- Stewards' Aide
- Jocks' Room

**Web Site Operation**

- Manages racing Website [www.calfairs.net](http://www.calfairs.net) on behalf of Fairs which conduct live racing
- Contracts with information service providers
- Daily management and administration of racing information provided to racing fans on Website

**CALIFORNIA AUTHORITY OF RACING FAIRS**  
*Management Services and Contract Administration*  
*for*  
*Live Horse Racing Operations*

---

**Simulcast Operations**

- Manages Satellite Transmission and Encryption Services
- Manages TV Production for simulcast coverage
- Manages telecommunications support: provision of voice, fax and data lines necessary to support simulcast operations
- Furnishes back up electrical generators
- Provides accounting, reconciliation, banking for simulcast operations
- NOTWInc contract for Northern California simulcast network
- Manages contracts for out-of-state simulcast sites and distribution of daily racing programs and other simulcast information
- Payment of commissions, purses, license fees and all other distributions from simulcast operations

CK - January 2011

DRAFT

**CALIFORNIA AUTHORITY OF RACING FAIRS  
2013 PROPOSED BUDGET**

---

**AGENCY BUDGET**

- Includes a **5% reduction** in CARF member dues for each member Fair.
- Santa Clara County Fair returned to CARF membership in 2012. Consequently, the total revenue shown in line item Member Dues is actually higher in 2013 due to an increase in CARF membership.
- Investment income reflects current economic conditions and low interest rates.
- Salaries were reviewed and reallocated amongst budget divisions to reflect changes in allocation of duties and responsibilities due to personnel cuts.
- Post Retirement Benefits budget figure reflects updated Bickmore OPEB Actuary Report.
- Legal expenses higher due to increased requirements for legal services on certain pending legal matters. This cost varies from year-to-year. This proposed budget reflects our current projection of legal expenses for 2013.
- Projected **Agency Reserves** for end-of-year in 2011 were \$969,806.
- Projected Agency Reserves for end-of-year 2012 are \$785,075.
- Elimination of Fair funding due to SB16XX continues to affect overall agency revenues. This reduction is shown in the budget division entitled **PROJECT MANAGEMENT INCOME STATEMENT**, which in turn appears in the agency budget revenues as *CARF Projects Admin Fee*. Consequently, the proposed Agency budget for 2013 will tap reserves for \$46,660.
- Projected Agency Reserves at end of 2013 will be **\$738,415**.

**LIVE RACING BUDGET**

- Reviewed and reallocated salary categories for racing and agency personnel, including a gradual transition of salary costs previous paid from Track Safety and Maintenance Program.
- Racing support services contracts for 2013 continue to reflect changes in racing dates.
- Continues the gradual transition of operating costs previously paid out of the CARF Track Safety and Maintenance Program.

**PROJECTS BUDGET**

- Elimination of Fair funding from the state also eliminates project funding and project administration fees for the 2013 Agency budget.

**California Authority of Racing Fairs**  
**Agency Income Statement with Proposed 2013 Budget**  
**November 30, 2012**

	2010 Year End	2011 Year End	2011 YTD	2012 YTD	2012 Estimated Year End	2012 Annual Budget	2012 Budget Variance	2012 % Budget Estimated 2012	2013 Proposed Budget
<b>Revenue:</b>									
Other Revenue	(2,326)	981	45	67	67	0	67	0%	20,000
Interest Income	18,003	14,756	14,095	8,872	13,000	15,000	(2,000)	87%	15,000
Member Dues	290,107	288,330	288,330	270,062	270,062	260,593	9,469	104%	265,555
CARF South Prog Admin Fee	21,256	18,333	14,236	15,055	21,038	21,038	0	100%	19,986
CARF Projects Admin Fee	141,872	442,753	410,503	0	0	0	0	0%	0
CARF Live Racing Admin Fee	108,854	157,607	92,243	49,360	138,201	138,201	0	100%	142,277
<b>Total Revenue</b>	<b>577,767</b>	<b>922,760</b>	<b>819,452</b>	<b>343,415</b>	<b>442,367</b>	<b>434,832</b>	<b>7,535</b>	<b>102%</b>	<b>462,818</b>
<b>Expenses:</b>									
Salaries	241,506	310,701	274,646	226,642	252,750	222,959	(29,791)	113%	169,215
Employee Benefits	18,890	41,866	38,368	24,985	28,500	34,900	6,400	82%	19,321
Post Retirement Benefits	33,688	35,083	31,922	41,935	44,884	35,000	(9,884)	128%	45,000
Payroll Taxes	12,529	14,970	14,384	6,138	7,100	11,500	4,400	62%	8,075
Accounting Costs	17,272	23,384	21,489	12,517	16,250	16,250	0	100%	16,250
Audit Services	6,375	8,925	8,925	9,485	9,485	6,375	(3,110)	149%	6,375
Automobile Expense	10,650	3,251	3,226	6,549	7,000	4,000	(3,000)	175%	7,000
Contracted Services	10,435	3,574	3,526	4,310	4,500	3,000	(1,500)	150%	4,500
Depreciation	11,985	12,634	10,970	13,915	17,387	11,000	(6,387)	158%	19,986
Dues & Subscriptions	11,952	1,819	1,819	2,640	2,700	2,000	(700)	135%	2,700
Insurance Expense	37,127	38,772	35,193	40,305	44,195	41,000	(3,195)	108%	45,000
Legal Expenses	21,720	8,009	8,009	29,373	35,000	12,500	(22,500)	280%	15,000
Legislative Expenses	53,796	56,144	51,472	42,204	56,189	55,000	(1,189)	102%	50,000
Meetings Expense	6,852	3,782	3,321	1,973	3,000	5,000	2,000	60%	3,000
Misc. (Ag Day Sponsor)	2,010	51	-885	307	350	0	(350)	0%	0
Office Supplies	27,882	27,362	24,508	26,173	27,000	22,500	(4,500)	120%	25,000
Postage & Shipping	3,117	3,960	3,502	3,331	4,000	3,600	(400)	111%	3,600
Rent (Tribute Road)	38,265	35,770	32,789	29,808	35,770	35,770	0	100%	35,770
Repairs & Maintenance	674	328	328	0	0	1,000	1,000	0%	500
Telephone Expense	9,492	11,451	10,578	8,127	9,500	10,000	500	95%	10,000
Training	895	1,139	1,139	350	500	2,500	2,000	20%	1,000
Travel Expense	27,226	23,817	19,900	20,881	24,000	22,500	(1,500)	107%	25,000
<b>Total Expenses</b>	<b>604,340</b>	<b>666,795</b>	<b>599,129</b>	<b>551,946</b>	<b>630,060</b>	<b>558,354</b>	<b>(71,706)</b>	<b>113%</b>	<b>512,292</b>
<b>Agency Income (Loss)</b>	<b>(26,573)</b>	<b>255,965</b>	<b>220,322</b>	<b>(208,531)</b>	<b>(187,693)</b>	<b>(123,523)</b>	<b>(64,171)</b>		<b>(49,474)</b>
<b>Southern Prog Income (Loss)</b>	<b>8,153</b>	<b>4,160</b>	<b>11,529</b>	<b>7,239</b>	<b>2,963</b>	<b>2,963</b>	<b>2,757</b>		<b>2,814</b>
<b>Total Bal Sheet Net Income (Loss)</b>	<b>(18,420)</b>	<b>260,125</b>	<b>231,851</b>	<b>(201,292)</b>	<b>(184,731)</b>	<b>(120,560)</b>	<b>(61,414)</b>		<b>(46,660)</b>

CARF Unrestricted Reserves Year End Audited Balance 2011	969,806
CARF Use of Reserves for 2012 Year End Estimates	(184,731)
CARF Reserves after 2012 Year End with Estimates	<u>\$785,075</u>
<b>Use of CARF Unrestricted Reserves for 2013</b>	<b>(\$46,660)</b>
<b>Balance of CARF Reserves after 2013 Budget</b>	<u><u>\$738,415</u></u>

**California Authority of Racing Fairs**  
**Southern Region Income Statement with Proposed 2013 Budget**  
**November 30, 2012**

	<b>2010</b>	<b>2011</b>	<b>2011</b>	<b>2012</b>	<b>2012</b>	<b>2012</b>	<b>2012</b>	<b>2012</b>	<b>2013</b>
	<b>Year End</b>	<b>Year End</b>	<b>YTD</b>	<b>YTD</b>	<b>Estimated</b>	<b>Annual</b>	<b>Budget</b>	<b>% Budget</b>	<b>Proposed</b>
	<b>Actual</b>	<b>Actual</b>	<b>Actual</b>	<b>Actual</b>	<b>Year End</b>	<b>Budget</b>	<b>Variance</b>		<b>Budget</b>
<b>Program Revenue:</b>									
Program Sales	285,716	254,468	241,096	200,661	260,661	280,500	(19,839)	93%	266,475
Other Revenue	0	0	0	0	0	0	0	0%	0
Royalties/Fees Due Host	(256,307)	(231,975)	(215,332)	(178,367)	(232,367)	(256,500)	24,133	91%	(243,675)
<b>Total Revenue</b>	<b>29,409</b>	<b>22,493</b>	<b>25,765</b>	<b>22,294</b>	<b>28,294</b>	<b>24,000</b>	<b>4,294</b>	<b>118%</b>	<b>22,800</b>
<b>Expenses:</b>									
Legal Expenses	0	0	0	0	0	0	0	0%	0
Meetings Expense	0	0	0	0	0	0	0	0%	0
Misc Exp.(Storage)	0	0	0	0	0	0	0	0%	0
Office Supplies	0	0	0	0	0	0	0	0%	0
Paper Expense	0	0	0	0	0	0	0	0%	0
Postage & Shipping	0	0	0	0	0	0	0	0%	0
Printing Supplies	0	0	0	0	0	0	0	0%	0
Rent & Utility Expenses	0	0	0	0	0	0	0	0%	0
Repairs & Maintenance	0	0	0	0	0	0	0	0%	0
Telephone Expense	0	0	0	0	0	0	0	0%	0
Travel Expense	0	0	0	0	0	0	0	0%	0
<b>Total Expenses</b>	<b>0</b>	<b>0</b>	<b>0</b>	<b>0</b>	<b>0</b>	<b>0</b>	<b>0</b>	<b>0%</b>	<b>0</b>
Operating Income (Loss)	29,409	22,493	25,765	22,294	28,294	24,000	4,294	118%	22,800
CARF Admin Fee	21,256	18,333	14,236	15,055	19,500	21,038	1,538	93%	19,986
Rebate									
<b>Income (Loss)</b>	<b>8,153</b>	<b>4,160</b>	<b>11,529</b>	<b>7,239</b>	<b>8,794</b>	<b>2,963</b>	<b>2,757</b>		<b>2,814</b>

**California Authority of Racing Fairs  
Project Management Income Statement  
November 30, 2012**

	<b>2010 Year End Actual</b>	<b>2011 Year End Actual</b>	<b>2011 YTD Actual</b>	<b>2012 YTD Actual</b>	<b>2012 Estimated Year End</b>	<b>2012 Annual Budget</b>	<b>2012 Budget Variance</b>	<b>2012 % Budget</b>	<b>2013 Proposed Budget</b>
<b>Revenue:</b>									
CARF Admin Fee	141,872	442,753	410,503	0	0	0	0	0%	0
Project Management	85,559	0	0	0	0	0	0	0%	0
<b>Total Revenue</b>	<b>227,432</b>	<b>442,753</b>	<b>410,503</b>	<b>0</b>	<b>0</b>	<b>0</b>	<b>0</b>	<b>0%</b>	<b>0</b>
<b>Expenses:</b>									
Salaries Expense	63,396	0	0	0	0	0	0	0%	0
Employee Benefits	8,538	0	0	0	0	0	0	0%	0
Payroll Taxes	3,076	0	0	0	0	0	0	0%	0
Accounting Costs	6,620	0	0	0	0	0	0	0%	0
Audit Services	2,550	0	0	0	0	0	0	0%	0
Automobile Expense	0	0	0	0	0	0	0	0%	0
Contracted Services	0	0	0	0	0	0	0	0%	0
Telephone Expense	754	0	0	0	0	0	0	0%	0
Travel Expense	68	0	0	0	0	0	0	0%	0
Misc. Storage	558	0	0	0	0	0	0	0%	0
<b>Total Expenses</b>	<b>85,559</b>	<b>0</b>	<b>0</b>	<b>0</b>	<b>0</b>	<b>0</b>	<b>0</b>	<b>0%</b>	<b>0</b>
<b>CARF Admin Fee</b>	<b>141,872</b>	<b>442,753</b>	<b>410,503</b>	<b>0</b>	<b>0</b>	<b>0</b>	<b>0</b>	<b>0%</b>	<b>0</b>

**California Authority of Racing Fairs  
Live Racing Income Statement with 2013 Proposed Budget**

November 30, 2012

2009 = 79days 2010 = 64 days 2011=58days

2012= 61days

	2010 Year End Actual	2011 Year End Actual	2011 YTD Actual	2012 YTD Actual	2012 Estimated Year End	2012 Annual Budget	2012 Budget Variance	2012 % Budget Estimated 2012	2013 Proposed Budget
<b>Revenues:</b>									
Change Fund Admin Fee	14,074	5,161	2,941	8,699	13,000	15,000	(2,000)	87%	12,000
Racing Fairs Admin Fee	69,032	69,945	61,289	67,196	78,750	78,201	549	101%	95,277
Supplemental Purses Admin Fee	22,000	82,500	82,500	45,000	45,000	45,000	0	100%	35,000
NCOTWINC Reimbursement	29,000	29,000	29,000	25,000	25,000	29,000	(4,000)	86%	25,000
Racing Fairs Reimbursement	1,003,686	932,602	817,187	896,110	1,049,975	1,042,681	7,294	101%	1,270,360
Advertising Revenue	4,550	2,500	4,500	4,100	4,100	4,000	100	103%	4,000
<b>Total</b>	<b>1,142,343</b>	<b>1,121,708</b>	<b>997,417</b>	<b>1,046,105</b>	<b>1,215,825</b>	<b>1,213,882</b>	<b>1,943</b>	<b>100%</b>	<b>1,441,637</b>
<b>Expenses:</b>									
Salaries	255,146	275,424	235,966	324,048	355,547	295,750	(59,797)	120%	419,004
Employee Benefits	46,948	48,505	44,328	37,836	42,968	44,278	1,310	97%	55,684
Payroll Taxes	13,103	12,669	11,151	14,186	15,245	10,928	(4,317)	140%	24,647
Accounting Costs	43,035	42,255	38,734	36,949	48,750	48,750	0	100%	48,750
Audit Services	25,323	16,575	16,575	17,615	17,615	19,125	1,510	92%	19,125
Automobile Expense	64	0	0	40	40	2,000	1,960	2%	1,000
Depreciation	0	0	0	0	0	0	0	0%	0
Dues & Subscriptions, NTRA	10,109	0	0	0	0	1,000	1,000	0%	0
Insurance Expense	0	0	0	0	0	0	0	0%	0
Legal Expenses	8,734	605	578	811	1,000	5,000	4,000	20%	5,000
Meetings Expense	3,440	740	577	680	1,000	2,000	1,000	50%	2,000
Misc. Exp (Storage,Bank fee)	0	0	0	67	100	0	(100)	0%	0
Telephone Expense	3,924	3,051	2,861	4,366	5,000	3,500	(1,500)	143%	5,000
Travel Expense	29,898	34,340	30,633	39,034	45,000	35,000	(10,000)	129%	40,000
<b>Sub-Totals</b>	<b>439,725</b>	<b>434,164</b>	<b>381,403</b>	<b>475,631</b>	<b>532,265</b>	<b>467,331</b>	<b>(64,934)</b>	<b>114%</b>	<b>620,210</b>
<b>Racing Support Services:</b>									
Announcer	23,904	17,850	18,075	22,800	22,800	23,850	1,050	96%	23,850
Condition Bk/Program Cover	15,245	15,748	15,748	15,575	17,000	20,000	3,000	85%	20,000
Racing Operations Support	78,325	57,834	56,488	57,846	65,000	90,000	25,000	72%	65,000
TC02 Testing	7,425	6,940	6,940	6,915	7,500	10,000	2,500	75%	7,500
Marketing/Website	3,901	160	160	90	500	3,000	2,500	17%	3,000
Network Management	1,548	2,641	1,901	260	260	500	240	52%	0
Paymaster Operations	8,106	6,044	4,828	5,441	6,500	7,500	1,000	87%	7,500
Program Production	179,004	171,503	170,584	179,330	190,000	205,000	15,000	93%	190,000
Racing Office System	43,739	26,406	23,473	35,294	40,000	40,000	0	100%	40,000
Recruitment	31,108	13,654	12,410	13,712	15,000	15,000	0	100%	15,000
Jumbo Screen	126,250	104,550	104,550	114,750	114,750	110,000	(4,750)	104%	118,450
Supplies	15,964	11,296	11,245	13,086	15,000	15,000	0	100%	15,000
Tattooing	17,200	18,901	16,952	11,550	15,000	20,000	5,000	75%	20,000
Timing/Clocker	22,805	0	4,005	0	0	0	0	0%	0
Transportation	2,150	1,711	1,711	1,915	2,500	3,500	1,000	71%	3,500
TV Production/Simulcast	17,088	74,701	74,701	42,552	45,000	45,000	0	100%	46,350
<b>Racetrack Safety &amp; Maintenance</b>	<b>0</b>	<b>0</b>	<b>0</b>	<b>0</b>	<b>0</b>	<b>0</b>	<b>0</b>	<b>0%</b>	<b>104,000</b>
<b>Sub-Totals</b>	<b>593,763</b>	<b>529,938</b>	<b>523,770</b>	<b>521,114</b>	<b>556,810</b>	<b>608,350</b>	<b>51,540</b>	<b>92%</b>	<b>679,150</b>
<b>Total Expenses</b>	<b>1,033,488</b>	<b>964,102</b>	<b>905,174</b>	<b>996,745</b>	<b>1,089,075</b>	<b>1,075,681</b>	<b>(13,394)</b>	<b>101%</b>	<b>1,299,360</b>
<b>CARF Admin Fee</b>	<b>108,854</b>	<b>157,607</b>	<b>92,243</b>	<b>49,360</b>	<b>126,750</b>	<b>138,201</b>	<b>11,451</b>	<b>92%</b>	<b>142,277</b>

**PROPOSED 2013 MEMBER DUES BASED ON 2012 HANDLE**

Oct 17, 2011 to October 16, 2012

**2012 CARF MEMBER FAIRS TOTAL HANDLE**

Location	run takeout summary report for each host					Total Handle	2012 handle % of Total	Actual 2009 Dues	Actual 2010 Dues	Actual 2011 Dues	Actual 2012 Dues	5% reduction
	Off-Track S/W Handle	On-Track Handle	Out-of-State Handle	Off Track Handle	ADW Handle							Proposed 2013 Dues
Anderson	1,271,302					1,271,302	0.302%	3,367	3,367	3,367	3,030	2,879
Tulare	2,589,034					2,589,034	0.614%	3,367	3,367	3,367	3,030	2,879
Shalimar (Indio)	3,661,046					3,661,046	0.869%	7,856	7,856	7,856	7,070	6,717
Monterey	6,847,465					6,847,465	1.625%	7,856	7,856	7,856	7,070	6,717
Turlock	6,511,809					6,511,809	1.545%	7,856	7,856	7,856	7,070	6,717
Bakersfield	6,372,748					6,372,748	1.512%	7,856	7,856	7,856	7,070	6,717
Victorville	5,820,031					5,820,031	1.381%	7,856	7,856	7,856	7,070	6,717
Ferndale	125,801	710,767	1,284,102	2,941,965	2,331,963	7,394,598	1.754%	3,367	3,367	3,367	7,070	6,717
Lake Perris	11,655,113					11,655,113	2.765%	16,834	16,834	16,834	15,151	14,393
Lancaster	13,363,732					13,363,732	3.171%	7,856	16,834	16,834	15,151	14,393
Vallejo	13,837,307					13,837,307	3.283%	21,042	21,042	21,042	15,151	14,393
Ventura	21,313,423					21,313,423	5.057%	21,042	21,042	21,042	18,938	17,991
San Bernardino	23,544,953					23,544,953	5.586%	21,042	21,042	21,042	18,938	17,991
Fresno	7,801,674	2,847,755	4,651,856	7,914,396	4,156,582	27,372,262	6.494%	16,834	21,042	21,042	18,938	17,991
Stockton	14,178,177	1,042,499	2,785,391	6,677,147	3,190,698	27,873,912	6.613%	21,042	21,042	21,042	18,938	17,991
<b>San Jose</b>	32,079,622					32,079,622	7.611%				9,469	17,991
Santa Rosa	9,042,537	3,872,503	8,806,880	13,895,878	7,602,990	43,220,787	10.254%	21,042	21,042	21,042	22,727	21,590
Sacramento	21,125,893	1,589,424	3,439,266	8,355,220	4,747,074	39,256,877	9.314%	25,252	25,252	25,252	22,727	21,590
Pleasanton	31,295,160	5,059,382	7,713,702	12,384,175	7,102,759	63,555,178	15.079%	25,252	25,252	25,252	22,727	21,590
San Mateo	63,953,739					63,953,739	15.173%	16,834	25,252	25,252	22,727	21,590
<b>Totals</b>	<b>296,390,565</b>	<b>15,122,330</b>	<b>28,681,197</b>	<b>52,168,781</b>	<b>29,132,066</b>	<b>421,494,939</b>	<b>100%</b>	<b>263,453</b>	<b>285,057</b>	<b>285,057</b>	<b>270,062</b>	<b>265,555</b>



**CALIFORNIA AUTHORITY OF RACING FAIRS**  
**BALANCE SHEET**  
**June 30, 2012**

<b>ASSETS</b>		
	<b>CURRENT YTD</b>	<b>PRIOR YTD</b>
	<b>6/30/12</b>	<b>6/30/11</b>
<b>Current Assets</b>		
CASH - LAIF & INVESTMENTS	1,286,006	229,059
CASH - OPERATING/MM	827,271	1,035,187
CASH - TRUST & TOC	948,691	1,586,110
MARKETABLE SECURITIES	2,426,016	2,428,456
A/R - DUES	20,853	78,637
A/R - PROGRAMS	33,371	37,037
A/R - RACING FAIRS	371,561	245,702
A/R - ERF/OTHER A/R	432,477	2,172,434
PREPAIDS/DEPOSITS	30,167	37,059
OPEB ASSETS	89,564	92,725
<b>Total Current Assets</b>	<b>6,465,977</b>	<b>7,942,406</b>
<b>Fixed Assets</b>		
AUTOMOBILE	70,947	37,967
FURNITURE & EQUIPMENT	566	1,646
COMPUTER HARDWARE/SOFTWARE	5,249	7,050
TRACK EQUIPMENT	150,234	259,712
<b>Total Fixed Assets (Net of Depr.)</b>	<b>226,997</b>	<b>306,374</b>
<b>TOTAL ASSETS</b>	<b>6,692,973</b>	<b>8,248,781</b>
<b>LIABILITIES &amp; NET ASSETS</b>		
<b>Current Liabilities</b>		
A/P & WITHHOLDINGS	1,228,624	847,628
A/P - PROGRAM ROYALTIES TO HOST	66,834	49,858
RACING DISTRIBUTIONS	(351,892)	(197,502)
PURSES	1,064,775	1,836,148
TRACK SAFETY/MAINT.	390,872	638,624
INFOTEXT UPGRADE	0	0
CMC HORSEMENS PROGRAMS	0	0
LOU-1 - TIMING/TRACK SURFACE/AREA ENHANC	0	0
LOU-2 - SPECIAL EVENT CENTERS	0	0
LOU-3 - SATELLITE SURVEY/TURF STUDY	0	0
EQUIPMENT REPLACEMENT FUND	0	0
LOU-5 - SYMPOSIUM	3,805	3,805
MINI SATELLITE FUNDS	500,867	169,583
CAPITAL IMPROVEMENT FUND	75,117	0
<b>Total Current Liabilities</b>	<b>2,979,004</b>	<b>3,348,144</b>
<b>Non-Current Liabilities</b>		
CHRIMS FUNDS	92,051	91,196
CHANGE FUND	1,014,000	1,014,000
FAIRS - EQUIP REPLACEMENT FUNDS	1,594,117	2,762,452
<b>Total Non-Current Liabilities</b>	<b>2,700,168</b>	<b>3,867,648</b>
<b>TOTAL LIABILITIES</b>	<b>5,679,171</b>	<b>7,215,792</b>
<b>Net Assets</b>		
FUND EQUITY	969,806	709,681
F&E Net Assets	150,234	34,794
CARF@GG	0	0
RETIREMENT CONTINGENCY	0	0
NET INCOME/LOSS	(106,238)	288,514
<b>Total Net Assets</b>	<b>1,013,802</b>	<b>1,032,989</b>
<b>TOTAL LIABILITIES &amp; NET ASSETS</b>	<b>6,692,973</b>	<b>8,248,781</b>



[JOBS](#) [RENTALS](#) [HOMES](#) [CARS](#) [CLASSIFIED](#) [AUCTIONS](#) [ADVERT](#)

[MARYLAND SPORTS](#) [ORIOLES](#) [BUSINESS](#) [LIFE](#) [HEALTH](#) [ENTERTAINMENT](#)  
[VIDEO](#) **DEALS**

[Home](#) → [Collections](#) → [Maryland Jockey Club](#)

## Maryland's tracks, horsemen completion of 10-year deal or dates

**Agreement could ease uncertainty surrounding hors**

November 26, 2012 | By Chris Korman, The Baltimore Sun

Maryland's thoroughbred horse racing tracks and the state's horsemen would give the industry stability it has not seen in decades, those in

"We've had years of not knowing what the future would hold," said the Thoroughbred Horsemen's Association. "But now we're running for an unprecedented revenue-sharing agreement with the track operators."

Ads By Google

### [Watch Live Horse Racing](#)

Catch Live Racing on RacewinTV Today's Races

[www.racewintv.com](http://www.racewintv.com)

---

While the deal with the Maryland Jockey Club still needs to gain approval

and the Maryland Horse Breeders Association, it could be announced

Members of the Maryland Racing Commission had given the sides racing dates often stretched well into December, playing out public where it once had been so important.

A long-term deal finally could put horse racing on the path its advocates moving to legalize gambling. But those early hopes were based on the tracks; at one point, the Jockey Club, which owns Pimlico and Laurel facilities as "racinos."

Neither managed to secure a license, though, and the Jockey Club percent of slots revenues, or about \$2.8 million in October, goes to more and better horses, but attendance at the tracks has stagnated. Also, 1.75 percent of slots revenue goes to a track facility renewal.

The Maryland Jockey Club lost \$5.3 million in 2011 and \$20 million

"We're trying for a plan that is going to benefit all involved and encourage the Jockey Club President Tom Chuckas said. "That being said, we can do business."

The Stronach Group — parent company of the Maryland Jockey Club offered to guarantee 146 days of racing next year and 100 days in option to buy more days and could be in better position to do so, Farnham with the opening of casinos in Baltimore and Prince George's County.

He also said the guarantee of race dates will persuade more trainers likely to spend money on their programs knowing their colts and fillies setting aside funds for Maryland-born foals will be in place and could

"This has long been the problem," said Cricket Goodall, executive vice president to operate on a year-to-year basis. They need to be able to plan ahead.

The Jockey Club wants to close Bowie — as operators have talked about moving horses stabled there to Laurel and Pimlico. That could require builders to have haggled over how much barn space will be necessary in year 2001, though some horses were shifted there during renovations a

Ads By Google

### [RaceHorse Training](#)

With Our Licensed & Qualified Team Strategic Location  
[www.PewterStable.com](http://www.PewterStable.com)

### [Gypsy Horses For Sale](#)

They'll Take Your Breath Away & Put A Spell On You. See  
[valoriesvanners.com](http://valoriesvanners.com)

Many trainers from north of Baltimore have been upset about their south of Bowie would be upset if the training center closes.

"Any news that gives some long-term assurance is going to be good for the country. He once stabled horses at Laurel but now works out of the

Work on a long-term deal began in January and proceeded slowly toward a way to sustain the sport for the long term. White Foreman and Chu

details of how the revenue sharing would work, they expressed confidence that Maryland would be able to compete with tracks in Delaware, Pennsylvania and West Virginia that were built 10 years ago.

"We've been talking about this rejuvenation of the sport for a while and we want to do that. This agreement can secure the future."

[chris.korman@baltsun.com](mailto:chris.korman@baltsun.com)

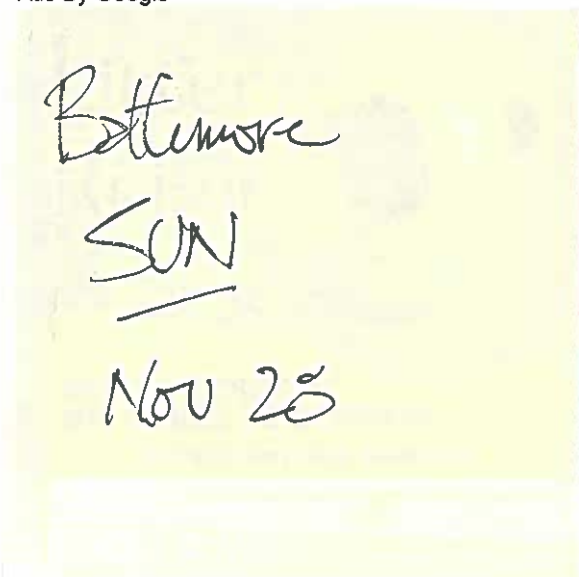
[twitter.com/chriskorman](https://twitter.com/chriskorman)

JOB S RENTALS HOMES CARS CLASSIFIED AUCTIONS ADVERTISE S

MARYLAND SPORTS ORIOLES BUSINESS LIFE HEALTH ENTERTAINMENT EVENTS OPINION  
BREAKING NEWS WEATHER TRAFFIC OBITUARIES GAMES NATIONWORLD WEIRD NEWS MOBILE ALERTS BLOGS PH

Home → Collections → Laurel Park

Ads By Google



## Md. horse racing gets its act together

**Our view: Proposed deal creates conditions needed to reviv industry**

November 28, 2012

Maryland's horse racing industry has faced a multitude of threats in recent d forms of gambling; massive subsidies to horsemen, breeders and tracks in c decline in interest in the sport of kings. But the most vexing challenges are t on itself in the form of persistent infighting that has prevented any concertec

Given the history and the overall state of horse racing, it may be a mistake t for revival. But the news that the Maryland Jockey Club, the Maryland Thork Maryland Horse Breeders Association appear on the cusp of a 10-year deal the promise of stability and time to develop a sustainable model for the futur

Ads By Google

### Watch Live Racing

Watch Live Horse Racing Action on TwinSpiresTV

[www.twinspires.com/tv/](http://www.twinspires.com/tv/)

#### Related Links

Maryland's tracks, horsemen near completion of 10-year deal on racing dates

Joseph B. Kelly

## Related Articles

Raffetto out as president  
November 29, 2007

Maryland Jockey Club hires Capps  
November 24, 2001

Good news from Penn National  
May 10, 2011

Md. tracks on auction block  
March 6, 2009

Laurel Park to host 15 stakes races during winter meeting  
December 31, 2010

## Find More Stories About

Laurel Park

Maryland Jockey Club

Frank Stronach

The proposal calls for 146 days of racing in 2013, the same level the state's years, and a minimum of 100 days thereafter, with the possibility that the ho remarkable turnaround, given where the tracks and horsemen were a year a Jockey Club, was threatening to close Laurel Park altogether and hold just a have kept the Preakness Stakes around for a time but would have [effective](#) racing industry. But, as has happened periodically during his decade-long in an abrupt change of heart, agreed to 146 days in 2012 and got serious abou

The deal isn't finalized, and some details remain to be worked out. One of th horsemen to help pay for track operations on a greater scale than they have contemplate any additional subsidies from the state. As it stands, the state h revenue to increasing racing purses and another 2.5 percent to provide a m tracks. But two years ago, the governor and legislature agreed to divert thos operating losses. That agreement runs out after 2013, and the proposed de not anticipate that it will be continued.

Meanwhile, arbitration is set to begin on Dec. 10 to determine how much Ro as compensation for the simulcast signal from Maryland's thoroughbred trac deal that would have paid the horsemen \$5.9 million a year for the signal, bu [finances](#) took a major turn for the worse shortly thereafter. Rosecroft susp paying for the simulcast signal in 2009, leading to the facility's closure in 20 purchased by Penn National Gaming, and a resolution to the simulcast dispr thoroughbred racing. The thoroughbred horsemen may not get the full \$5.9 what they've been getting for the last three years — nothing. Given that they expenses at Laurel and Pimlico, they will likely need the cash.

Probably the most painful element of the proposed agreement is the perman facility in Bowie. It's an idea that has been long in coming and will allow the operations. It also moves the center of gravity of Maryland horse racing to th stabled at Bowie will move instead to Pimlico. In this case, Bowie's loss coul will force the Jockey Club to [invest](#) more in Pimlico's facilities and make tt time in recent memory. And given the central role the Preakness plays in the Pimlico makes sense.

Ads By Google

### [Watch Live Horse Racing](#)

Catch Live Racing on RaceuwinTV Today's Races and Past Ra  
[www.raceuwinTV.com](http://www.raceuwinTV.com)

### [TrackMaster FAST Sheets](#)

Pace Analysis, Top Contenders, Platinum Figures & Exotic Pla  
[www.trackmaster.com](http://www.trackmaster.com)

This agreement, if it is approved by all relevant parties, will not save Maryla flowing from slot machines into purse subsidies. The Jockey Club and horse more paying customers to the track and to get them to bet more on the race: larger and better fields, and this deal offers the promise of predictability and can't use that time to find a way to make itself relevant, it probably never will

Ads By Google

### [Design Equestrian Gear](#)

100% Custom Tees, Jackets & More. No Min, Buy 1 or 100. C  
[www.MyLocker.net/Equestrian](http://www.MyLocker.net/Equestrian)

### [Company Information](#)

The most comprehensive company info available. Get your free  
[www.Hoovers.com/](http://www.Hoovers.com/)

### Featured Articles



AccuWeather calling for snowy winter ahead



Hundreds of Ray Rice 'up the middle' shirts sell in hours

#### MORE:

Winning Powerball numbers drawn; jackpot worth \$588 million

Kansas City Chiefs player Jovan Belcher kills girlfriend, himself

'Real Housewives of Atlanta' recap, Season 5 premiere, Got sexy back

How Obama unemployment

Powerball

'Homeland'



[Index by Keyword](#) | [Index by Date](#) | [Privacy Policy](#) | [Terms of Service](#)

Please note the green-lined linked article text has been applied commercially without any involvement from our newsroom editors, reporters or any other editorial staff.



2013

*Proposed Agency Budget*

Christopher Korby, Executive Director  
Presented December 2012





# Table of Contents

## Section I.



### Budgets


Includes narrative description of 2013 proposed budgets and budget spreadsheets.

2013 Agency Budget **3**

2013 Live Racing Budget Division **5**

Other 2013 Budget Divisions **9**

## Section II.



### Attachments

In-depth description of the revenues and services relevant to the 2013 budget process.

Racing Revenue Highlights for 2011

Recap of Racing Revenues 2011 (detailed)

CARF Management Services (Racing)

Proposed 2013 Member Dues Structure

# Member Fairs



# Agency Budget

## AGENCY BUDGET HIGHLIGHTS

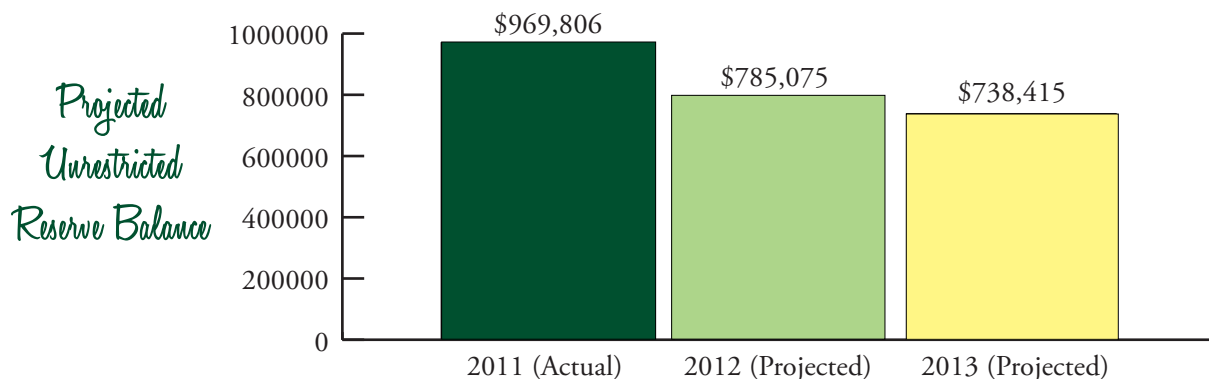
- Includes a **5% reduction** in CARF member dues for each member Fair. \*
- Santa Clara County Fair returned to CARF membership in 2012. Consequently, the total revenue shown in line item *Member Dues* is actually higher in 2013 due to an increase in CARF membership.
- Investment Income* reflects current economic conditions and low interest rates.
- Salaries* were reviewed and reallocated amongst budget divisions to reflect changes in allocation of duties and responsibilities due to personnel cuts.
- Post Retirement Benefits* budget figure reflects updated Bickmore OPEB Actuary Report.
- Legal Expenses* higher due to increased requirements for legal services on certain pending legal matters. This cost varies from year-to-year. The budget reflects our current projection of costs for 2013.

- Projected Agency Reserves** for end-of-year in 2011 were \$969,806.
- Projected Agency Reserves** for end-of-year 2012 are \$785,075.
- Elimination of Fair funding due to SB16XX continues to affect overall agency revenues. This reduction is shown in the budget division entitled **PROJECT MANAGEMENT INCOME STATEMENT**, which in turn appears in the agency budget revenues as *CARF Projects Admin Fee*. Consequently, the proposed Agency budget for 2013 will tap reserves for [\$46,660].
- Projected Agency Reserves** at end of 2013 will be [\$738,415].
- Other Revenues* derive from CARF services provided to CMC for CalRacing.com website renovation.

\* Please see document in attachments section titled *Proposed 2013 Member Dues Based on 2012 Handle*.

## AGENCY PROJECTIONS

CARF Unrestricted Reserves Year-End Audited Balance 2011	<b>\$ 969,806</b>
CARF Use of Reserves for 2012 Year-End Estimates	<u>(118,731)</u>
CARF Reserves after 2012 Year-End with Estimates	<b>785,075</b>
<b>Use of CARF Unrestricted Reserves for 2013</b>	<u><b>(46,660)</b></u>
<b>Balance of CARF Reserves After 2013 Budget</b>	<u><u><b>738,415</b></u></u>



**California Authority of Racing Fairs  
Agency Income Statement with Proposed 2013 Budget  
November 30, 2012**

	2010 Year End	2011 Year End	2011 YTD	2012 YTD	2012 Estimated Year End	2012 Annual Budget	2012 Budget Variance	2012 % Budget Estimated 2012	2013 Proposed Budget
	Actual	Actual	Actual	Actual	Year End	Budget			Budget
<b>Revenue:</b>									
Other Revenue	(2,326)	981	45	67	67	0	67	0%	20,000
Interest Income	18,003	14,756	14,095	8,872	13,000	15,000	(2,000)	87%	15,000
Member Dues	290,107	288,330	288,330	270,062	270,062	260,593	9,469	104%	265,555
CARF South Prog Admin Fee	21,256	18,333	14,236	15,055	21,038	21,038	0	100%	19,986
CARF Projects Admin Fee	141,872	442,753	410,503	0	0	0	0	0%	0
CARF Live Racing Admin Fee	108,854	157,607	92,243	49,360	138,201	138,201	0	100%	142,277
<b>Total Revenue</b>	<b>577,767</b>	<b>922,760</b>	<b>819,452</b>	<b>343,415</b>	<b>442,367</b>	<b>434,832</b>	<b>7,535</b>	<b>102%</b>	<b>462,818</b>
<b>Expenses:</b>									
Salaries	241,506	310,701	274,646	226,642	252,750	222,959	(29,791)	113%	169,215
Employee Benefits	18,890	41,866	38,368	24,985	28,500	34,900	6,400	82%	19,321
Post Retirement Benefits	33,688	35,083	31,922	41,935	44,884	35,000	(9,884)	128%	45,000
Payroll Taxes	12,529	14,970	14,384	6,138	7,100	11,500	4,400	62%	8,075
Accounting Costs	17,272	23,384	21,489	12,517	16,250	16,250	0	100%	16,250
Audit Services	6,375	8,925	8,925	9,485	9,485	6,375	(3,110)	149%	6,375
Automobile Expense	10,650	3,251	3,226	6,549	7,000	4,000	(3,000)	175%	7,000
Contracted Services	10,435	3,574	3,526	4,310	4,500	3,000	(1,500)	150%	4,500
Depreciation	11,985	12,634	10,970	13,915	17,387	11,000	(6,387)	158%	19,986
Dues & Subscriptions	11,952	1,819	1,819	2,640	2,700	2,000	(700)	135%	2,700
Insurance Expense	37,127	38,772	35,193	40,305	44,195	41,000	(3,195)	108%	45,000
Legal Expenses	21,720	8,009	8,009	29,373	35,000	12,500	(22,500)	280%	15,000
Legislative Expenses	53,796	56,144	51,472	42,204	56,189	55,000	(1,189)	102%	50,000
Meetings Expense	6,852	3,782	3,321	1,973	3,000	5,000	2,000	60%	3,000
Misc. (Ag Day Sponsor)	2,010	51	-885	307	350	0	(350)	0%	0
Office Supplies	27,882	27,362	24,508	26,173	27,000	22,500	(4,500)	120%	25,000
Postage & Shipping	3,117	3,960	3,502	3,331	4,000	3,600	(400)	111%	3,600
Rent (Tribute Road)	38,265	35,770	32,789	29,808	35,770	35,770	0	100%	35,770
Repairs & Maintenance	674	328	328	0	0	1,000	1,000	0%	500
Telephone Expense	9,492	11,451	10,578	8,127	9,500	10,000	500	95%	10,000
Training	895	1,139	1,139	350	500	2,500	2,000	20%	1,000
Travel Expense	27,226	23,817	19,900	20,881	24,000	22,500	(1,500)	107%	25,000
<b>Total Expenses</b>	<b>604,340</b>	<b>666,795</b>	<b>599,129</b>	<b>551,946</b>	<b>630,060</b>	<b>558,354</b>	<b>(71,706)</b>	<b>113%</b>	<b>512,292</b>
<b>Agency Income (Loss)</b>	<b>(26,573)</b>	<b>255,965</b>	<b>220,322</b>	<b>(208,531)</b>	<b>(187,693)</b>	<b>(123,523)</b>	<b>(64,171)</b>		<b>(49,474)</b>
<b>Southern Prog Income (Loss)</b>	<b>8,153</b>	<b>4,160</b>	<b>11,529</b>	<b>7,239</b>	<b>2,963</b>	<b>2,963</b>	<b>2,757</b>		<b>2,814</b>
<b>Total Bal Sht Net Income (Loss)</b>	<b>(18,420)</b>	<b>260,125</b>	<b>231,851</b>	<b>(201,292)</b>	<b>(184,731)</b>	<b>(120,560)</b>	<b>(61,414)</b>		<b>(46,660)</b>

CARF Unrestricted Reserves Year End Audited Balance 2011	969,806
CARF Use of Reserves for 2012 Year End Estimates	(184,731)
CARF Reserves after 2012 Year End with Estimates	\$785,075
<b>Use of CARF Unrestricted Reserves for 2013</b>	<b>(\$46,660)</b>
<b>Balance of CARF Reserves after 2013 Budget</b>	<b>\$738,415</b>

# Live Racing Budget Division

## RACING BUDGET HIGHLIGHTS

- Reviewed and reallocated salary categories for racing personnel, including a gradual transition of salary costs previously paid from Track Safety and Maintenance Program.
- Racing support services contracts for 2012 continue to reflect changes in racing dates.
- Continues the gradual transition of operating costs previously paid out of the CARF Track Safety and Maintenance Program.

## 2013 PROPOSED EXPENSES

### SALARIES

Includes allocations of salaries for CARF agency staff as well as salaries for the following positions specific to live racing: Racing Secretary, Paymaster, Clocker/Timer, Equine Ambulance Driver, Equine Ambulance Assistant, Track Maintenance Supervisor, Steward's Aide and Racing Operations Assistant (primarily responsible for tearing down and setting up Racing Office equipment). 419,004

Services provided by personnel in this category include, but are not limited to, the following:

- Work with Racing Fairs on preparation, submission and presentation of CHRB licenses applications.
- Provide technical support and transportation of Racing Office computers and software.
- Provide Paymaster services (manage bank accounts, payment of purse money, various distributions, etc.)
- Provide telecommunication services (provision of voice, fax and data lines necessary to support racing).
- Develop, coordinate and manage combined purse schedule in cooperation with TOC.
- Provide Supplemental Purse Fund management and accounting.
- Furnishes electronic timing system with operator.
- Furnishes Kimsey Equine Ambulance with driver.
- Oversees TV Replay System for Officials.
- Active liaison, representation and advocacy with on-track Stewards and with senior CHRB officials.
- Manage contracts for daily racing program production, printing and distribution.
- Manage condition book production and distribution.
- Manage and generate daily racing program content and coordinate advertising placement.
- Provide marketing coordination throughout circuit (social media, racing seminars, Derby Dog Dash, etc).
- Manage contracts and logistics for provision of Jumbotron Screen., Starting Gate, Photo Finish, TCO2 testing, temporary stalls, mobile offices, etc.
- Negotiates contracts with five horsemen associations, as required by statute.
- Manages labor agreements with Local 280, Local 1877, Local 495 and Teamsters Local 495.

For a complete list of services, please see document titled *Management Services & Contract Administration* included in appendix.

# Live Racing Budget Division

## 2013 PROPOSED EXPENSES (continued)

### EMPLOYEE BENEFITS

Includes health, dental, long-term disability, etc. 55,684

### PAYROLL TAXES

Taxes associated with employee payroll (Unemployment Insurance, Medicare, PERS 2%, etc.). 24,647

### ACCOUNTING COSTS

Contract with CFSA to provide accounting, reconciliation and distribution of all pari-mutuel commissions, purses, license fees and other distributions. 48,750

### AUDIT SERVICES

Annual audit services provided by Gilbert & Associates. 19,125

### AUTOMOBILE EXPENSE

Maintenance for CARF owned vehicles incurred during live racing. 1,000

### LEGAL EXPENSES

Services provided by Kahn, Soares & Conway, LLP. 5,000

### MEETING EXPENSES

Expenses incurred for Live Racing Committee meetings. 2,000

### TELEPHONE EXPENSE

Cell phone expense association with live racing (Racing Secretary, Horsemen's Hotline, Racing Office, etc.) 5,000

### TRAVEL EXPENSE

Per-diem, mileage, airfare, lodging and other live racing travel related expenses. 40,000

### ANNOUNCER

Frank Mirahmadi (Pleasanton, Ferndale, Stockton and Fresno). 23,850

### CONDITION BOOK COVER & DAILY RACING PROGRAM COVER

Printing of condition books (cover and content), racing program covers, in/out slips and entry blanks. 20,000

### RACING OPERATIONS SUPPORT

Winner's Foundation, Federation Admin Expenses and Accounting System, MOC catastrophic insurance. 65,000

### TCO2 TESTING

Mandatory testing conducted through UC Davis. 7,500

### MARKETING/WEBSITE

Manages racing website (www.calfairs.com) on behalf of Fairs. Site includes entries, pps, results, etc. 3,000

# Live Racing Budget Division

## 2013 PROPOSED EXPENSES (continued)

### PAYMASTER OPERATIONS

Emerging Breed and Thoroughbred checks, supplies and postage. 7,500

### PROGRAM PRODUCTION

Partial cost of Incompass software, program printing and distribution to satellite network. 190,000

### RACING OFFICE SYSTEM

Provides Racing Office computer system (all computer hardware/peripherals) and application software (Equibase and Incompass). Also includes cost of mobile trailers, telecommunications support and supplies. 40,000

### RECRUITMENT

Organizes and conducts out-of-state recruitment of horses to run at Northern California Fairs. Staff manages the payment of incentives and tracks and reports on the results of the program. This budget item covers travel, receptions and incentives to out-of-state horsemen. 15,000

### JUMBO SCREEN

Outdoor jumbo video display in infield at \$2,550 per live racing day. 118,450

### SUPPLIES

Includes cost of generator rental and jockey supplies (weighted pads, head numbers, saddle towels, etc.) 15,000

### TATTOOING

Provides the mandatory tattooing of each race horse for identifications purpos. Split with GGF. 20,000

### TRANSPORTATION

Circuit-wide transportation of jockey silks. 3,500

### TV PRODUCTION/SIMULCAST

Contract with Pegasus Communication to produce simulcast feed and onsite TV support. 46,350

### RACE TRACK SAFETY AND MAINTENANCE

Fleet of tractors and associated special equipment necessary to maintain Fairs racing surfaces to high standards of safety (maintenance, transportation and repair). Budget item includes approximately \$23,000 for liability insurance, \$23,000 for Trackmaster and \$58,000 for offsetting maintenance and transportation costs. The 2013 cost of \$58,000 for maintenance and transportation will allow the Race Track Maintenance Fund to pay \$83,000 toward the balance of maintenance and transportation for the next three years. 104,000

**California Authority of Racing Fairs**  
**Live Racing Income Statement with 2013 Proposed Budget**  
**November 30, 2012**

	2009 79 days	2010 64 days	2011 58days	2012 61days	2012 Estimated	2012 Annual	2012 Budget	2012 % Budget Estimated 2012	2013 Proposed Budget
	Year End	Year End	YTD	YTD	Year End	Budget	Variance		Budget
	Actual	Actual	Actual	Actual	Year End	Budget	Variance		Budget
<b>Revenues:</b>									
Change Fund Admin Fee	14,074	5,161	2,941	8,699	13,000	15,000	(2,000)	87%	12,000
Racing Fairs Admin Fee	69,032	69,945	61,289	67,196	78,750	78,201	549	101%	95,277
Supplemental Purses Admin Fee	22,000	82,500	82,500	45,000	45,000	45,000	0	100%	35,000
NCOTWINC Reimbursement	29,000	29,000	29,000	25,000	25,000	29,000	(4,000)	86%	25,000
Racing Fairs Reimbursement	1,003,686	932,602	817,187	896,110	1,049,975	1,042,681	7,294	101%	1,270,360
Advertising Revenue	4,550	2,500	4,500	4,100	4,100	4,000	100	103%	4,000
<b>Total</b>	<b>1,142,343</b>	<b>1,121,708</b>	<b>997,417</b>	<b>1,046,105</b>	<b>1,215,825</b>	<b>1,213,882</b>	<b>1,943</b>	<b>100%</b>	<b>1,441,637</b>
<b>Expenses:</b>									
Salaries	255,146	275,424	235,966	324,048	355,547	295,750	(59,797)	120%	419,004
Employee Benefits	46,948	48,505	44,328	37,836	42,968	44,278	1,310	97%	55,684
Payroll Taxes	13,103	12,669	11,151	14,186	15,245	10,928	(4,317)	140%	24,647
Accounting Costs	43,035	42,255	38,734	36,949	48,750	48,750	0	100%	48,750
Audit Services	25,323	16,575	16,575	17,615	17,615	19,125	1,510	92%	19,125
Automobile Expense	64	0	0	40	40	2,000	1,960	2%	1,000
Depreciation	0	0	0	0	0	0	0	0%	0
Dues & Subscriptions, NTRA	10,109	0	0	0	0	1,000	1,000	0%	0
Insurance Expense	0	0	0	0	0	0	0	0%	0
Legal Expenses	8,734	605	578	811	1,000	5,000	4,000	20%	5,000
Meetings Expense	3,440	740	577	680	1,000	2,000	1,000	50%	2,000
Misc. Exp (Storage,Bank fee)	0	0	0	67	100	0	(100)	0%	0
Telephone Expense	3,924	3,051	2,861	4,366	5,000	3,500	(1,500)	143%	5,000
Travel Expense	29,898	34,340	30,633	39,034	45,000	35,000	(10,000)	129%	40,000
<b>Sub-Totals</b>	<b>439,725</b>	<b>434,164</b>	<b>381,403</b>	<b>475,631</b>	<b>532,265</b>	<b>467,331</b>	<b>(64,934)</b>	<b>114%</b>	<b>620,210</b>
<b>Racing Support Services:</b>									
Announcer	23,904	17,850	18,075	22,800	22,800	23,850	1,050	96%	23,850
Condition Bk/Program Cover	15,245	15,748	15,748	15,575	17,000	20,000	3,000	85%	20,000
Racing Operations Support	78,325	57,834	56,488	57,846	65,000	90,000	25,000	72%	65,000
TC02 Testing	7,425	6,940	6,940	6,915	7,500	10,000	2,500	75%	7,500
Marketing/Website	3,901	160	160	90	500	3,000	2,500	17%	3,000
Network Management	1,548	2,641	1,901	260	260	500	240	52%	0
Paymaster Operations	8,106	6,044	4,828	5,441	6,500	7,500	1,000	87%	7,500
Program Production	179,004	171,503	170,584	179,330	190,000	205,000	15,000	93%	190,000
Racing Office System	43,739	26,406	23,473	35,294	40,000	40,000	0	100%	40,000
Recruitment	31,108	13,654	12,410	13,712	15,000	15,000	0	100%	15,000
Jumbo Screen	126,250	104,550	104,550	114,750	114,750	110,000	(4,750)	104%	118,450
Supplies	15,964	11,296	11,245	13,086	15,000	15,000	0	100%	15,000
Tattooing	17,200	18,901	16,952	11,550	15,000	20,000	5,000	75%	20,000
Timing/Clocker	22,805	0	4,005	0	0	0	0	0%	0
Transportation	2,150	1,711	1,711	1,915	2,500	3,500	1,000	71%	3,500
TV Production/Simulcast	17,088	74,701	74,701	42,552	45,000	45,000	0	100%	46,350
<b>Track Safety &amp; Maintenance</b>	<b>0</b>	<b>0</b>	<b>0</b>	<b>0</b>	<b>0</b>	<b>0</b>	<b>0</b>	<b>0%</b>	<b>104,000</b>
<b>Sub-Totals</b>	<b>593,763</b>	<b>529,938</b>	<b>523,770</b>	<b>521,114</b>	<b>556,810</b>	<b>608,350</b>	<b>51,540</b>	<b>92%</b>	<b>679,150</b>
<b>Total Expenses</b>	<b>1,033,488</b>	<b>964,102</b>	<b>905,174</b>	<b>996,745</b>	<b>1,089,075</b>	<b>1,075,681</b>	<b>(13,394)</b>	<b>101%</b>	<b>1,299,360</b>
<b>CARF Admin Fee</b>	<b>108,854</b>	<b>157,607</b>	<b>92,243</b>	<b>49,360</b>	<b>126,750</b>	<b>138,201</b>	<b>11,451</b>	<b>92%</b>	<b>142,277</b>

# Other Budget Divisions

## OTHER BUDGET DIVISIONS INCLUDE

- *Project Management*
- *Official Daily Program Provision to Southern California Satellites*

## BUDGET HIGHLIGHTS

### PROJECT MANAGEMENT BUDGET

- Elimination of Fair funding by the state also eliminates project funding and project administration fees for the 2012 Agency budget



**California Authority of Racing Fairs  
Project Management Income Statement  
November 30, 2012**

	<b>2010</b>	<b>2011</b>	<b>2011</b>	<b>2012</b>	<b>2012</b>	<b>2012</b>	<b>2012</b>	<b>2012</b>	<b>2013</b>
	<b>Year End</b>	<b>Year End</b>	<b>YTD</b>	<b>YTD</b>	<b>Estimated</b>	<b>Annual</b>	<b>Budget</b>	<b>% Budget</b>	<b>Proposed</b>
	<b>Actual</b>	<b>Actual</b>	<b>Actual</b>	<b>Actual</b>	<b>Year End</b>	<b>Budget</b>	<b>Variance</b>		<b>Budget</b>
<b>Revenue:</b>									
CARF Admin Fee	141,872	442,753	410,503	0	0	0	0	0%	0
Project Management	85,559	0	0	0	0	0	0	0%	0
<b>Total Revenue</b>	<b>227,432</b>	<b>442,753</b>	<b>410,503</b>	<b>0</b>	<b>0</b>	<b>0</b>	<b>0</b>	<b>0%</b>	<b>0</b>
<b>Expenses:</b>									
Salaries Expense	63,396	0	0	0	0	0	0	0%	0
Employee Benefits	8,538	0	0	0	0	0	0	0%	0
Payroll Taxes	3,076	0	0	0	0	0	0	0%	0
Accounting Costs	6,620	0	0	0	0	0	0	0%	0
Audit Services	2,550	0	0	0	0	0	0	0%	0
Automobile Expense	0	0	0	0	0	0	0	0%	0
Contracted Services	0	0	0	0	0	0	0	0%	0
Telephone Expense	754	0	0	0	0	0	0	0%	0
Travel Expense	68	0	0	0	0	0	0	0%	0
Misc. Storage	558	0	0	0	0	0	0	0%	0
<b>Total Expenses</b>	<b>85,559</b>	<b>0</b>	<b>0</b>	<b>0</b>	<b>0</b>	<b>0</b>	<b>0</b>	<b>0%</b>	<b>0</b>
<b>CARF Admin Fee</b>	<b>141,872</b>	<b>442,753</b>	<b>410,503</b>	<b>0</b>	<b>0</b>	<b>0</b>	<b>0</b>	<b>0%</b>	<b>0</b>

**California Authority of Racing Fairs**  
**Southern Region Income Statement with Proposed 2013 Budget**  
**November 30, 2012**

	2010	2011	2011	2012	2012	2012	2012	2012	2013
	Year End	Year End	YTD	YTD	Estimated	Annual	Budget	% Budget	Proposed
	Actual	Actual	Actual	Actual	Year End	Budget	Variance		Budget
<b>Program Revenue:</b>									
Program Sales	285,716	254,468	241,096	200,661	260,661	280,500	(19,839)	93%	266,475
Other Revenue	0	0	0	0	0	0	0	0%	0
Royalties/Fees Due Host	(256,307)	(231,975)	(215,332)	(178,367)	(232,367)	(256,500)	24,133	91%	(243,675)
<b>Total Revenue</b>	<b>29,409</b>	<b>22,493</b>	<b>25,765</b>	<b>22,294</b>	<b>28,294</b>	<b>24,000</b>	<b>4,294</b>	<b>118%</b>	<b>22,800</b>
<b>Expenses:</b>									
Legal Expenses	0	0	0	0	0	0	0	0%	0
Meetings Expense	0	0	0	0	0	0	0	0%	0
Misc Exp.(Storage)	0	0	0	0	0	0	0	0%	0
Office Supplies	0	0	0	0	0	0	0	0%	0
Paper Expense	0	0	0	0	0	0	0	0%	0
Postage & Shipping	0	0	0	0	0	0	0	0%	0
Printing Supplies	0	0	0	0	0	0	0	0%	0
Rent & Utility Expenses	0	0	0	0	0	0	0	0%	0
Repairs & Maintenance	0	0	0	0	0	0	0	0%	0
Telephone Expense	0	0	0	0	0	0	0	0%	0
Travel Expense	0	0	0	0	0	0	0	0%	0
<b>Total Expenses</b>	<b>0</b>	<b>0</b>	<b>0</b>	<b>0</b>	<b>0</b>	<b>0</b>	<b>0</b>	<b>0%</b>	<b>0</b>
Operating Income (Loss)	29,409	22,493	25,765	22,294	28,294	24,000	4,294	118%	22,800
CARF Admin Fee	21,256	18,333	14,236	15,055	19,500	21,038	1,538	93%	19,986
Rebate									
<b>Income (Loss)</b>	<b>8,153</b>	<b>4,160</b>	<b>11,529</b>	<b>7,239</b>	<b>8,794</b>	<b>2,963</b>	<b>2,757</b>		<b>2,814</b>

# **ATTACHMENTS**

*Racing Revenue Highlights*  
*2011*

# Racing Fair

Financial \_\_\_\_\_

## Highlights 2011



Total Conventional & ADW Handle

**\$123 million**

Revenue Distributed by CARF

**\$26 million**

Total Commissions

**\$5.8 million**

Total Purses

**\$7.4 million**



	Total	STK	PLN	SAC	SR	FER	FNO
<b>Revenue</b>							
Takeout & Other Revenue	26,068,691	1,957,306	6,915,616	4,116,207	7,292,091	1,099,223	4,688,247
<b>Commissions</b>							
Total Commissions	5,822,216	411,663	1,563,929	898,481	1,634,977	283,209	1,029,958
<b>Purses</b>							
Total Purses	7,425,905	645,256	1,983,372	1,232,362	1,989,750	246,953	1,328,213
<b>Distributions</b>							
F&E Fund 19614d/License Fees	212,065	12,724	56,585	25,999	58,771	13,440	44,546
F&E Recapture	32,515	2,004	8,687	5,411	8,920	1,360	6,134
CHRB Support	417,922	26,430	112,245	69,231	114,130	17,403	78,482
Commingle Guest O/S	5,753,952	348,636	1,465,555	803,616	1,731,396	244,866	1,159,882
Interstate Host	818,562	71,889	231,799	134,864	225,751	20,590	133,669
Location Fee	1,435,829	118,078	380,971	247,776	403,238	59,381	226,385
Promotion	138,186	10,549	37,523	23,908	39,274	4,574	22,358
City/County	218,317	15,876	59,561	34,913	61,590	8,211	38,166
Stabling/Vanning	663,281	50,634	180,106	114,757	188,513	21,954	107,319
Equine Lab	66,158	4,811	18,049	10,580	18,664	2,488	11,566
Owners	48,404	3,555	13,140	7,770	13,454	1,926	8,560
Breeders	483,533	36,312	129,869	78,034	133,895	22,949	82,473
CHRIMS	27,637	2,110	7,504	4,782	7,855	915	4,471
Other ADW Distributions	201,488	13,481	47,104	29,628	49,411	17,355	44,509
NCOTW Simulcast Expense Fund	2,302,720	183,299	619,615	394,097	612,504	131,652	361,553

*Recap of Racing Revenues (detailed)*  
*2011*



*CARF Management Services*  
*Live Racing*



**CALIFORNIA AUTHORITY OF RACING FAIRS**  
*Management Services and Contract Administration*  
*for*  
*Live Horse Racing Operations*

---

**Racing Operations**

- CARF works with Racing Fairs on preparation, submission and presentation of CHRB License Applications
- Provides Racing Office computer system (all computer hardware/peripherals) and application software (Equibase) and manages service, technical support and transportation
- Provides and manages Paymaster services, including Paymaster (CARF employee) bank accounts, audits, payment of all purse moneys to owners and all other distributions of payment to various recipients
- Telecommunications: provision of voice, fax and data lines necessary to support racing, totalisator and simulcast operations
- Provides accounting, reconciliation and distribution of all parimutuel commissions, purse, license fees and other distributions
- Coordinates development and management of purse schedule through Fair Circuit in cooperation with Fair Racing Secretaries and Thoroughbred Owners of California
- Provides Supplemental Purse Fund management and accounting
- Provides marketing coordination through circuit
- Manages contracts for daily racing program production, printing and distribution
- Manages Condition Book production and distribution
- Manages contracts and logistics for provision of Jumbo Video Screen

**CALIFORNIA AUTHORITY OF RACING FAIRS**  
*Management Services and Contract Administration*  
*for*  
*Live Horse Racing Operations*

---

**Racing Operations (cont'd)**

- Manages contract for Starting Gate
- Manages contract for Photo Finish
- Total Carbon Dioxide (TCO<sub>2</sub>) testing
- Furnishes electronic timing system with operator
- Oversees TV Replay System for Officials
- Manages provision of Temporary stalls
- Coordinates provision of Mobile offices for racing operations
- Daily, on-site management and oversight of all operations above, along with management, coordination and disposition of other matters that may arise from time to time in the course of conducting racing at Fairs
- Active liaison, representation and advocacy with on-track Stewards and with senior CHRB officials
- Manages consolidated purses' program.

**Contracts with Horsemen's Associations**

- Negotiate contracts with horsemen's associations, as required by statute.
- Thoroughbred Owners of California
- Cal Western Appaloosa
- Pacific Coast Quarter Horse Association
- Arabian Racing Association of California
- Racing Mule Association
- California Thoroughbred Trainers

**CALIFORNIA AUTHORITY OF RACING FAIRS**  
*Management Services and Contract Administration*  
*for*  
*Live Horse Racing Operations*

---

**Labor Agreements**

- Maintains membership in Federation of California Racing Associations to provide representation in racing industry employer group for labor union negotiations.
- Local 280 Pari-Mutuel Employees Guild
- Local 1877 (formerly Local 399) AFL-CIO Service Employees International Union Valets and rec. barn personnel
- Local 495 International Brotherhood of Teamsters, Chauffeurs, Warehousemen and helpers of America
- Note: Assist Starters now with Teamsters Local 495 but under separate agreement

**Racetrack Safety and Maintenance Program**

- CARF developed this program and provides management oversight throughout Fair circuit.
- Works with Division of Fairs and Expositions to maintain funding support
- Contracts with Steve Wood, Trackmaster, Inc., to provide expert consultation and oversight of Fair track maintenance
- Carries lease agreements for specialized tractors used for maintaining track surfaces
- Owns and provides custom-built water truck (2001 Sterling).
- Owns and provides rock-picker (added 2003).
-

**CALIFORNIA AUTHORITY OF RACING FAIRS**  
*Management Services and Contract Administration*  
*for*  
*Live Horse Racing Operations*

---

**Racetrack Safety and Maintenance Program (cont'd)**

- Owns or provides harrows, floats, and other miscellaneous equipment required for track maintenance.
- Manages all planning, heavy equipment transportation and logistics
- Provides daily, on-site management, key personnel and oversight
- No direct cost to Racing Fairs.
- Administers Jockey Club Equine Industry Database for CARF member Fairs

**Recruitment Program for Out-of-State Horses**

- Organizes and conducts out-of-state recruitment of horses to run at Northern California Fairs
- Manage payment of incentives
- Track and report on results of Recruitment Program

**Parimutuel Wagering Operations**

- Maintains totalisator contract
- Parimutuel labor contract
- NOTWInc agreement for Northern California simulcast network
- You Bet.com Advanced Deposit Wagering
- TVG Advanced Deposit Wagering
- Xpress Bet Advanced Deposit Wagering
- TwinSpire Advanced Deposit Wagering
- Provides all accounting, reconciliation, banking for ADW wagering operations

**CALIFORNIA AUTHORITY OF RACING FAIRS**  
*Management Services and Contract Administration*  
*for*  
*Live Horse Racing Operations*

---

**Personnel**

- Racing Secretary
- Track Safety and Maintenance Manager
- Morning Fitness Vet
- Veterinarian
- TCO2 Technician
- Track Maintenance Crew Chief
- Horse Ambulance Driver
- Clocker and Timer
- Paymaster
- Program Manager
- Track Announcer
- Stewards' Aide
- Jocks' Room

**Web Site Operation**

- Manages racing Website [www.calfairs.net](http://www.calfairs.net) on behalf of Fairs which conduct live racing
- Contracts with information service providers
- Daily management and administration of racing information provided to racing fans on Website

**CALIFORNIA AUTHORITY OF RACING FAIRS**  
*Management Services and Contract Administration*  
*for*  
*Live Horse Racing Operations*

---

**Simulcast Operations**

- Manages Satellite Transmission and Encryption Services
- Manages TV Production for simulcast coverage
- Manages telecommunications support: provision of voice, fax and data lines necessary to support simulcast operations
- Furnishes back up electrical generators
- Provides accounting, reconciliation, banking for simulcast operations
- NOTWInc contract for Northern California simulcast network
- Manages contracts for out-of-state simulcast sites and distribution of daily racing programs and other simulcast information
- Payment of commissions, purses, license fees and all other distributions from simulcast operations

CK - January 2011

*Proposed 2013 Member Dues  
Based on 2012 Handle*

**PROPOSED 2013 MEMBER DUES BASED ON 2012 HANDLE**

Oct 17, 2011 to October 16, 2012

**2012 CARF MEMBER FAIRS TOTAL HANDLE**

run takeout summary report for each host

Location	Off-Track		On-Track		Out-of-State		Off Track		ADW		2012 handle		Actual		Actual		5% reduction	
	S/W Handle	Handle	Handle	Handle	Handle	Handle	Handle	Handle	Handle	Handle	Total	% of Total	Dues	Dues	Dues	Dues	Dues	Dues
Anderson	1,271,302										1,271,302	0.302%	3,367	3,367	3,367	3,030	2,879	2,879
Tulare	2,589,034										2,589,034	0.614%	3,367	3,367	3,367	3,030	2,879	2,879
Shalimar (Indio)	3,661,046										3,661,046	0.869%	7,856	7,856	7,856	7,070	6,717	6,717
Monterey	6,847,465										6,847,465	1.625%	7,856	7,856	7,856	7,070	6,717	6,717
Turlock	6,511,809										6,511,809	1.545%	7,856	7,856	7,856	7,070	6,717	6,717
Bakersfield	6,372,748										6,372,748	1.512%	7,856	7,856	7,856	7,070	6,717	6,717
Victorville	5,820,031										5,820,031	1.381%	7,856	7,856	7,856	7,070	6,717	6,717
Ferndale	125,801	710,767	1,284,102	2,941,965	2,331,963						7,394,598	1.754%	3,367	3,367	3,367	7,070	6,717	6,717
Lake Perris	11,655,113										11,655,113	2.765%	16,834	16,834	16,834	15,151	14,393	14,393
Lancaster	13,363,732										13,363,732	3.171%	7,856	16,834	16,834	15,151	14,393	14,393
Vallejo	13,837,307										13,837,307	3.283%	21,042	21,042	21,042	15,151	14,393	14,393
Ventura	21,313,423										21,313,423	5.057%	21,042	21,042	21,042	18,938	17,991	17,991
San Bernardino	23,544,953										23,544,953	5.586%	21,042	21,042	21,042	18,938	17,991	17,991
Fresno	7,801,674	2,847,755	4,651,856	7,914,396	4,156,582						27,372,262	6.494%	16,834	21,042	21,042	18,938	17,991	17,991
Stockton	14,178,177	1,042,499	2,785,391	6,677,147	3,190,698						27,873,912	6.613%	21,042	21,042	21,042	18,938	17,991	17,991
<b>San Jose</b>	32,079,622										32,079,622	7.611%				9,469	17,991	17,991
Santa Rosa	9,042,537	3,872,503	8,806,880	13,895,878	7,602,990						43,220,787	10.254%	21,042	21,042	21,042	22,727	21,590	21,590
Sacramento	21,125,893	1,589,424	3,439,266	8,355,220	4,747,074						39,256,877	9.314%	25,252	25,252	25,252	22,727	21,590	21,590
Pleasanton	31,295,160	5,059,382	7,713,702	12,384,175	7,102,759						63,555,178	15.079%	25,252	25,252	25,252	22,727	21,590	21,590
San Mateo	63,953,739										63,953,739	15.173%	16,834	25,252	25,252	22,727	21,590	21,590
<b>Totals</b>	<b>296,390,565</b>	<b>15,122,330</b>	<b>28,681,197</b>	<b>52,168,781</b>	<b>29,132,066</b>						<b>421,494,939</b>	<b>100%</b>	<b>263,453</b>	<b>285,057</b>	<b>285,057</b>	<b>270,062</b>	<b>265,555</b>	<b>265,555</b>