



1776 Tribute Road, Suite 205
Sacramento, CA 95815
Office: 916.927.7223 Fax: 916.263.3341
www.calfairs.com

AGENDA
CALIFORNIA AUTHORITY OF RACING FAIRS
BOARD OF DIRECTORS MEETING
JOHN ALKIRE, CHAIR
12:30 P.M., TUESDAY, SEPTEMBER 6, 2011
VIA TELECONFERENCE

Notice is hereby given that a meeting of the California Authority of Racing Fairs' Board of Directors will commence at 12:30 p.m., Tuesday, September 6, 2011. The meeting will be held at the CARF Conference Room located at 1776 Tribute Road, Sacramento, California 95815.

AGENDA

- I. Date, time and location of next meeting: Tuesday October 4, 2011, in Fresno and via teleconference.
- II. Approval of minutes.
- III. Report, discussion and action, if any, on Return of Equipment Replacement Fund Deposit to Stanislaus County Fair.
- IV. Report, discussion and action, if any, on Legislative Program for 2011 & beyond.
- V. Report, discussion and action, if any, on CDFA Fairs Consortium, Fairs Funding and Re-Structuring Fair Governance.
- VI. Report and Recap of Northern California Fair Racing Meetings in 2011.
- VII. Update on licensing rights and export of CARF races to simulcast locations outside California.
- VIII. Report on progress of Working Group recommendations regarding Allocation of CARF Dues.
- IX. Report and discussion on Kiosk Project.
- X. Report on new website: calfairs.net
- XI. Financials
- XII. Executive Director's Report

4:12



1776 Tribute Road, Suite 205
Sacramento, CA 95815
Office: 916.927.7223 Fax: 916.263.3341
www.calfairs.com

NOTICE
CALIFORNIA AUTHORITY OF RACING FAIRS
BOARD OF DIRECTORS MEETING
JOHN ALKIRE, CHAIR
12:30 P.M., TUESDAY, SEPTEMBER 6, 2011
VIA TELECONFERENCE

Notice is hereby given that a meeting of the California Authority of Racing Fairs Board of Directors will commence at 12:30 p.m., Tuesday, September 6, 2011. The meeting will be held at the CARF Conference Room located at 1776 Tribute Road, Sacramento, California 95815.

CARF Board of Directors Meeting
Toll Free Dial In Number: (800) 791-2345
Participant Code: 83711 #

The Public and members of the California Authority of Racing Fairs Board of Directors may participate from the locations on the following page or in person.



1776 Tribute Road, Suite 205
Sacramento, CA 95815
Office: 916.927.7223 Fax: 916.263.3341
www.calfairs.com

CALIFORNIA AUTHORITY OF RACING FAIRS

Teleconference Meeting Locations

Alameda County Fair
4501 Pleasanton Avenue
Pleasanton, CA 94566

Antelope Valley Fair
2551 West Ave. H
Suite 102
Lancaster, CA 93536

The Big Fresno Fair
1121 S. Chance Avenue
Fresno, CA 93702

California State Fair
1600 Exposition Blvd.
Sacramento, CA 95815

Humboldt County Fair
1250 5th Street
Ferndale, CA 95536

Kern County Fair
1142 South P Street
Bakersfield, CA 93307

Monterey County Fair
2004 Fairground Road
Monterey, CA 93940

National Orange Show
689 South E Street
San Bernardino, CA 92408

Riverside National Date Festival
46-350 Arabia Street
Indio, CA 92201

San Bernardino Co. Fair
14800 Seventh Street
Victorville, CA 92395

San Joaquin Fair
1658 S. Airport Way
Stockton, CA 95206

Santa Barbara Co. Fair
937 Thornburg Street
Santa Maria, CA 93458

Shasta District Fair
1890 Briggs Street
Anderson, CA 96007

Solano County Fair
900 Fairgrounds Drive
Vallejo, CA 94589

Sonoma County Fair
1350 Bennett Valley Road
Santa Rosa, CA 95404

Southern CA Fair
18700 Lake Perris Dr.
Perris, CA 92570

Stanislaus County
900 North Broadway
Turlock, CA 95380

Tulare County Fair
215 Martin Luther King
Tulare, CA 93274

Ventura County Fair
10 West Harbor Blvd
Ventura, CA 93001-2706

CALIFORNIA AUTHORITY OF RACING FAIRS

Board of Directors

Tuesday, June 7, 2011

MINUTES

A teleconference meeting of the California Authority of Racing Fairs Board of Directors was held at 12:30 P.M., Tuesday, June 7, 2011. The meeting was hosted at the California Authority of Racing Fairs Board Room, 1776 Tribute Road, Sacramento, California, 95815.

CARF Board Members attending: John Alkire, Norb Bartosik, Dan Jacobs and Rick Pickering. Joining by conference call: Vince Agnifili, Mike Paluszak, and Kelly Violini.

Staff and Guests attending: Christopher Korby, Larry Swartzlander, Heather Haviland, Amelia White, Rick Wood, Raechelle Gibbons, Stuart Titus, Rebecca Desmond, Louie Brown, Tawny Tesconi, Tom Sawyer, Dave Mogni, Ed Clites, Carlene Merlo, Tom Doutrich, Dave Elliott, and Richard Lewis. Joining by conference call: Barbara Quaid and Kate O'Neil.

Agenda Item 1 – Date, Time and Location of Next Meeting. The next CARF Board of Directors meeting will be scheduled for September 6, 2011 in Sacramento.

Agenda Item 2 – Approval of Minutes. Mr. Pickering moved to approve the meeting minutes as presented. Mr. Paluszak seconded, unanimously approved.

Agenda Item 3 – Report, Discussion and Action, if any, on Legislative Program for 2011 and Beyond. Mr. Brown reported that the CARF sponsored bill, AB 270, carried by Assembly Member Henry Perea contains language that would allow a Fair to eliminate the satellite supervisor position in the event that a public hearing has been conducted and the outcome of that hearing determined that the position is economically unfeasible for the Fair. The bill continues to move forward without opposition and will be heard in the Senate G.O. Committee within the next two weeks.

Senate pro Tem Darrell Steinberg called together a meeting of racing industry representatives to discuss horse racing's position on Internet poker. Since the industry does not have an official stance on the topic of Internet poker, Senator Steinberg gave the industry 60 days to establish a position. Mr. Brown feels that Internet poker legislation will not pass this year, but urges Fairs to be proactive in establishing a position and ensuring that the horse racing industry is involved in the process to determine revenue sharing for California hubs.

Mr. Brown reported that due to the passing of Proposition 25 requires the legislature to pass a balanced budget by midnight on June 15, 2011, or legislatures will stop receiving salary and per-diem.

Agenda Item 4 – Report, Discussion and Action, if any, on Funding Disbursements from F&E for CARF Programs. Mr. Korby reported that the meeting packets contain an up-to-date tracking log for funding disbursements from F&E to Fairs for CARF programs titled “2010/2011 Live Racing and Satellite Wagering Facility Programs.” CARF staff has been maintaining the log in conjunction with Troy West at F&E. The log provides a detailed accounting of each Fair’s status in the agreement, application, fee payment and final disbursement process.

Mr. Korby thanked F&E and Fair staff for completing the complicated sequence of transactions in a timely manner to ensure the procurement of project funds at Fairs.

Agenda Item 5 – Report, Discussion and Action, if any, on Re-Allocation of Change Fund. Mr. Korby reported that the re-allocation of the Change Fund is on course and those funds have been transferred and received by the appropriate “Trustee Fairs.”

Agenda Item 6 – Report, Discussion and Action, if any, on Finance Committee Recommendations Regarding 2011 Agency Dues. Mr. Korby reported that this item was placed on the agenda at the request of Mr. Jacobs. The Finance Committee met several times to discuss the dues structure and is prepared to bring a recommendation to the CARF board for discussion and action. Mr. Korby asked Mr. Jacobs if he would like to speak to the recommendation.

Mr. Jacobs state that the recommendation brought forward today is a recommendation from the Finance Committee, but that due to his vote, the recommendation did not pass unanimously.

Mr. Jacobs reported that the recommendation for dues is based on a 10-year analysis of member handle. Mr. Jacobs feels that the dues should be based on the amount of funding Fairs received in 2011.

Mr. Korby asked the Board to review the informational document included in the meeting packet titled “10-Year Analysis on CARF Member Dues.” The document illustrates the manner in which CARF members have historically been grouped into five dues categories based on total handle, creating pro-rata and categorical relationships. Updating the formula based on 2010 handle has caused three members (Lancaster, Fresno and San Mateo) to move into a higher dues category. Lancaster and San Mateo built new satellite wagering facilities and Fresno moved from overlapped to non-overlapped live racing.

Barbara Boester-Quaid, Fair Manager at Ventura County Fair, questioned why satellite handle from 2000-2009 has steadily decreased while member dues have remained consistent or increased, especially in light of the F&E funding received in 2011. Mr. Jacobs stated that he is comfortable with the historical dues and a handle-based dues structure moving forward, but feels that funding received in 2011 causes some inequities between Fairs within the same dues categories. Mr. Jacobs feels that 2011 was a unique year regarding funding and that dues should be reflected accordingly.

Mr. Korby asked Ms. Desmond if using F&E project funds to pay CARF member dues would be permitted based on the strict criteria placed on Fair during the funding application/approval process. Ms. Desmond replied that the money has been allocated to Fairs and no longer resides at F&E.

Mr. Korby noted that the 2011 dues structure was part of a CARF budget adopted in the fall of 2010. At that time, there was no way to anticipate the unique circumstances that have recently transpired. Mr. Jacobs stated that the line item amount for dues was adopted in late 2010, but that his vote had included a request to review the structure that would ultimately yield the budget figure.

Mr. Pickering moved to approve the CARF Finance Committee's recommendation for 2011 dues with the stipulation that the CARF Board immediately establish a sub-committee tasked with establishing an equitable formula for the calculation of 2012 CARF dues. Seconded by Mr. Bartosik. YES VOTE: John Alkire, Vince Agnifili, Norb Bartosik, Mike Paluszak and Rick Pickering. NO VOTE: Dan Jacobs and Kelly Violini. Motion passed with majority vote.

The sub-committee will consist of the following Fair Managers and financial staff: Norb Bartosik, Kelly Violini, Randy Magee (Pleasanton) and Judy Arthur (Lancaster). The sub-committee will be assisted by Mr. Wood and Ms. Gibbons.

Mr. Bartosik left the meeting.

Mr. Paluszak moved to allow CARF member Fairs to pay 2011 CARF dues, whole or in part, with capital funds previously allocated from F&E for CARF programs. Mr. Pickering seconded, unanimously approved.

Agenda Item 7 – Discussion and Action, if any, on Finance Committee Recommendations Regarding Return of Equipment Replacement Fund Deposits Held at CARF. Mr. Korby reported that, as discussed last meeting, the Finance Committee has been assessing the possibility of changing policy requirements regarding the Equipment Replacement Fund (ERF) deposits that CARF holds on behalf of member fairs who participate in the satellite ERF program. Historically F&E required Fairs with satellite wagering facilities to place on deposit, with CARF, an amount of money equivalent to the investment in electronic equipment that was required when the satellite was built. This deposit essentially created one replacement cycle of equipment for satellites in the event that F&E could no longer provide funding.

The CARF Finance Committee unanimously adopted a recommendation to return ERF deposits to the Fairs from which they originated with the following conditions; 1) The Equipment Replacement Fund allocation that most recently came from F&E will be remitted to CARF to be used for equipment replacement at the site that remitted the money, and 2) Fairs prepay 2012 CARF dues out of the balance of money that is on deposit at CARF.

Mr. Korby noted that the current Equipment Replacement Funds deposit balances on account at CARF are included in the meeting packet spreadsheet titled "California Authority of Racing Fairs Equipment Replacement Fund 05/31/2011."

Mr. Jacobs moved to approve the CARF Finance Committee recommendation to change policy regarding the funds on deposit with CARF for equipment replacement at satellite wagering facilities. Mr. Pickering seconded, unanimously approved.

Agenda Item 8 – Report on Calfairs.net. Ms. Haviland introduced material in the meeting packet that provided screen captures of the new CARF member website www.calfairs.net. The site contains meeting notices, meeting packets, archived meeting packets/meeting minutes, satellite photographs, CARF publications and an interactive forum.

Agenda Item 9 – Report on Kiosk Project. Mr. Korby introduced the report included in the meeting packet titled "California Marketing Committee Promotional Kiosk Initiative." As part of this CMC project, a transportable kiosk will be provided at each live racing Fair. This display will also be available for Fair interim events.

Agenda Item 10 – Financials. Mr. Korby reported that current Financials are included in the meeting packet.

Agenda Item 11 – Executive Director's Report. Mr. Korby reported that Craig Fravel, President of the Del Mar Thoroughbred Club, is being considered for the C.E.O. position of the Breeder's Cup. Mary Forney, who was a long-time staff person at TOC, has been hired by the news/blog site Paulick Report.

Respectfully submitted,
Heather Haviland



a California joint powers agency

1776 Tribute Road, Suite 205
 Sacramento, CA 95815
 Office: 916.927.7223 Fax: 916.263.3341
www.calfairs.com

July 15, 2011

Mr. Chris Borovansky, CEO
 Stanislaus County Fair
 900 North Broadway
 Turlock, CA 95380

Via Federal Express

Dear Chris,

Since 1990, CARF has managed an Equipment Replacement Program on behalf of its members who conduct satellite wagering. The purpose of this program has been to project future expenses related to replacement of technical equipment at CARF member Fair satellites and to provide funding that would cover the costs of replacing that equipment. As part of that program, each participating CARF member Fair kept a deposit on account at CARF sufficient to cover the cost of one cycle of equipment replacement at its Fair. The Equipment Replacement Program was intended to protect an important revenue source for Fairs: satellite wagering. Please see the enclosed Report for more extensive information on the program.

In light of the elimination of Fair funding in this year's state budget, the CARF Board of Directors had been considering release of the funds held on deposit in the CARF Equipment Replacement Fund (ERF). This change in CARF policy was intended to assist in making available all possible funding sources to CARF member Fairs.

At its meeting on May 3, 2011, following a request from the Stanislaus County Fair, the CARF Board of Directors authorized an initial release of \$51,862 to your Fair: this amount represented 50% of the funds held on deposit for Stanislaus in the CARF Equipment Replacement Fund. A check was issued on May 4.

At its meeting on June 7, 2011, the CARF Board of Directors authorized release of all funds that have been held on deposit for participating Fairs in the CARF Equipment Replacement Program, less a pre-payment for 2012 CARF dues. In the case of Stanislaus County Fair, after the initial payment of \$51, 862 (see above) and pre-payment of 2012 dues (\$7,856), the deposit remaining in the ERF is \$44,006.45. Please find enclosed a check for that amount.

We would note that all interest earned on this deposit while in CARF custody has remained with the deposit and is now returned to the Fair. From 1999-2011, we posted interest payments of **\$32,130** to the Stanislaus deposit. We would also note that in the years from 2000-2010, the CARF Equipment Replacement Program invested **\$290,074** in the Turlock Satellite Wagering Facility. These benefits would not have accrued to Stanislaus County Fair without the CARF program which provided them.

If you have any questions regarding these calculations, please contact Raechelle Gibbons or myself. If you wish attend the next CARF Board meeting to discuss this or any other matter, our next meeting will be held on September 6 in Sacramento. You're always welcome.

Sincerely,

Christopher Korby
Executive Director

Cc: CARF Finance Committee
CDFA Division of Fairs & Expositions

Enclosures: 5

California Authority of Racing Fairs						
Equipment Replacement Fund						
03/31/11						
Location	Balance @ 12/31/2010	Location Adjustment	Interest Earned	Balance @ 03/31/2011	2012 CARF DUES	Fair's ERF Balance after 2012 Dues
Anderson	49,396.43	0.00	110.56	49,506.99	(\$3,367)	\$46,139.99
Bakersfield	15,902.93	0.00	35.59	15,938.53	(\$7,856)	\$8,082.53
Del Mar	0.00	0.00	0.00	0.00		
Eureka	47,586.23	0.00	106.51	47,692.74		\$47,692.74
Fresno	45,888.50	0.00	102.71	45,991.21	(\$21,042)	\$24,949.21
Indio	138,217.67	0.00	309.37	138,527.03	(\$7,856)	\$130,671.03
Lancaster	118,403.60	(850.00)	265.02	117,818.61	(\$16,834)	\$100,984.61
Lake Perris	229,069.37	(680.00)	512.71	228,902.08	(\$16,834)	\$212,068.08
Monterey	36,350.09	(11,164.32)	81.36	25,267.13	(\$7,856)	\$17,411.13
Pleasanton	223,659.30	0.00	500.61	224,159.91	(\$25,252)	\$198,907.91
Sacramento	0.00	0.00	0.00	0.00		
San Bernardino	199,350.36	(145,986.22)	446.20	53,810.34	(\$21,042)	\$32,768.34
Santa Barbara	0.00	0.00	0.00	0.00		
Santa Maria	114,963.26	0.00	257.32	115,220.58		\$115,220.58
Santa Rosa	153,638.89	0.00	343.88	153,982.78	(\$21,042)	\$132,940.78
Stockton	(0.00)	0.00	(0.00)	(0.00)		
Tulare	50,610.34	0.00	113.28	50,723.62	(\$3,367)	\$47,356.62
Turlock	104,379.03	(888.21)	233.63	103,724.45	(\$7,856)	\$95,868.45
Vallejo	47,258.42	0.00	105.78	47,364.20	(\$21,042)	\$26,322.20
Ventura	280,220.04	(680.00)	627.20	280,167.24	(\$21,042)	\$259,125.24
Victorville	11,231.49	0.00	25.14	11,256.63	(\$7,856)	\$3,400.63

California Authority of Racing Fairs
Equipment Replacement Fund
05/31/11

Location	Balance @ 12/31/2010	Current Funds	Current Disbursements	Interest Earned	Balance @ 05/31/2011	2012 CARF DUES	Fair's ERF Balance after 2012 Dues
Turlock	104,379.03		(52,750.21)	233.63	51,862.45	(\$7,856)	\$44,006.45

California Authority of Racing Fairs Equipment Replacement Fund Interest Earned from 2000-2011														
		2000	2001	2002	2003	2004	2005	2006	2007	2008	2009	2010	Thru 3/31/11	
Location	Balance 12/31/2000	Interest Earned	Interest Earned	Interest Earned	Interest Earned	Interest Earned	Interest Earned	Interest Earned	Interest Earned	Interest Earned	Interest Earned	Interest Earned	Interest Earned	Total Interest
Anderson	26,357.74	1,500.79	1,672.32	1,019.69	681.91	657.61	1,021.74	1,937.35	2,542.40	2,141.70	685.25	678.72	110.56	14,650.04
Bakersfield	11,705.19	666.48	538.40	328.28	219.54	211.71	328.94	623.72	818.51	689.51	220.61	218.51	35.59	4,899.82
Del Mar	240,902.04	13,716.74	11,080.61	6,756.35	4,518.27	4,357.21	6,769.90	0.00	0.00	0.00	0.00	0.00	0.00	47,199.08
Eureka	26,624.69	1,202.30	1,611.04	982.32	656.92	633.51	984.29	1,866.35	2,449.23	2,063.22	660.14	653.85	106.51	13,869.68
Fresno	33,775.76	1,923.16	1,553.56	947.28	633.49	610.90	949.18	1,799.77	2,361.85	1,989.61	636.59	630.52	102.71	14,138.61
Indio	54,898.44	2,561.21	3,296.64	2,853.23	1,908.08	1,840.07	2,858.95	5,420.96	7,113.96	5,992.77	1,917.42	1,899.15	309.37	37,971.80
Lancaster	87,149.76	4,962.23	4,008.57	2,444.21	1,634.55	1,576.28	2,449.11	4,643.84	6,094.15	5,133.68	1,642.55	1,626.90	265.02	36,481.08
Lake Perris	168,604.17	9,600.17	7,755.17	4,728.68	3,162.28	3,049.56	4,738.16	8,984.21	11,790.03	9,931.87	3,177.75	3,147.48	512.71	70,578.08
Monterey	26,755.11	1,523.41	1,230.64	750.37	501.81	483.92	751.88	1,425.67	1,870.91	1,576.05	504.26	499.46	81.36	11,199.75
Pleasanton	164,622.15	765.32	7,572.01	4,617.00	3,087.59	2,977.53	4,626.26	8,772.02	11,511.58	9,697.30	3,102.70	3,073.15	500.61	60,303.08
Sacramento	198,243.58	11,287.81	9,118.47	5,559.95	3,718.18	3,585.65	5,571.10	0.00	0.00	0.00	0.00	0.00	0.00	38,841.16
San Bernardino	216,967.63	12,353.94	9,979.71	6,085.08	4,069.37	3,924.31	6,097.29	7,818.61	10,260.42	8,643.33	2,765.48	2,739.14	446.20	75,182.87
Santa Barbara	85,504.79	4,868.56	3,932.90	2,398.07	1,603.70	1,546.53	2,402.88	4,556.19	5,979.12	5,036.78	1,624.39	0.00	0.00	33,949.12
Santa Maria	61,177.38	3,146.90	3,051.09	2,204.34	1,587.06	1,530.48	2,377.95	4,508.91	5,917.07	4,984.52	1,594.82	1,579.63	257.32	32,740.10
Santa Rosa	113,026.81	6,435.64	5,258.99	3,171.57	2,120.97	2,045.37	3,177.93	6,025.79	7,907.68	6,661.40	2,131.35	2,111.05	343.88	47,391.61
Stockton	188,853.26	10,753.13	8,686.55	5,296.59	3,542.06	3,415.80	5,307.21	10,063.20	13,206.00	4,735.72	1,608.51	0.00	(0.00)	66,614.76
Tulare	29,227.07	1,664.16	1,344.34	819.70	548.17	528.63	821.35	1,557.39	2,043.77	1,721.66	550.85	695.40	113.28	12,408.71
Turlock	76,827.12	4,344.74	3,533.76	2,154.70	1,440.94	1,389.58	2,159.02	4,093.79	5,372.31	4,525.61	1,447.99	1,434.20	233.63	32,130.28
Vallejo	34,784.08	1,980.57	1,599.94	975.56	652.40	629.14	977.51	1,853.50	2,432.36	2,049.01	655.59	649.35	105.78	14,560.69
Ventura	206,253.10	11,743.86	9,486.88	5,784.58	3,868.41	3,730.52	5,796.18	10,990.36	14,422.72	12,149.64	3,887.34	3,850.31	627.20	86,338.00
Victorville	14,066.23	800.92	646.99	394.50	263.82	254.42	395.29	749.53	983.61	828.59	265.11	262.59	25.14	5,870.52
Total Fairs		107,802.04	96,958.59	60,272.03	40,419.52	38,978.74	60,562.12	87,691.17	115,077.68	90,551.97	29,078.70	25,749.41	4,176.86	757,318.82

	<u>1999</u>	<u>2000</u>	<u>2001</u>	<u>2002</u>	<u>2003</u>	<u>2004</u>	<u>2005</u>	<u>2006</u>	<u>2007</u>	<u>2008</u>	<u>2009</u>	<u>2010</u>	<u>Totals</u>
Equipment Replacement Fund													
Turlock	29,375.86	10,661.40	8,517.46	5,008.26	87,321.21	84,158.47	8,527.85	4,287.96	18,748.54	5,505.65	12,095.21	15,865.84	290,073.71

[illegible]

CA Authority of Racing Fairs Legislative Report - Last 10 Days 8/26/2011

[AB 156](#) (Lara) **Gambling control.** (A-06/29/2011 [html](#) [pdf](#))

Status: 08/22/2011-From Special Consent Calendar pursuant to Joint Rule 22.2. Ordered to third reading.

Current Location: 08/22/2011-S THIRD READING

Calendar Events: 08/29/11 267 SEN ASSEMBLY BILLS-THIRD READING FILE

Digest: Existing law establishes the California Gambling Control Commission, prescribes the requirements for obtaining a gambling license, and defines a gambling establishment or licensed premises for these purposes. Existing law prohibits a contract for the sale or lease of real or personal property that requires the approval or licensing of the transferee by the commission from specifying a closing date earlier than 90 days after the submission of the completed application for approval or licensing to the commission.

This bill would, instead, prohibit a contract for the sale or lease of real or personal property from specifying a closing date that is prior to that approval or licensing by the commission. The bill also would require a contract for the sale of a gambling enterprise to state whether any outstanding gaming chips from the seller will be honored by the purchaser, and to specify whether the purchaser or the seller will redeem outstanding gaming chips, as specified. The bill would require the seller to post a notice of the pending sale to permit redemption of gaming chips. The bill would require the Department of Justice to oversee the redemption of the chips. Existing law requires the department to approve the play of any controlled game, including, but not limited to, placing restrictions and limitations on how a controlled game is played.

This bill would provide that a gambling enterprise that conducts play of a controlled game that has been approved by the department, but is later found to be unlawful, has an absolute defense to any criminal, administrative, or civil action provided the game was being played in the manner approved during the time for which it was approved, and play ceases upon notice that the game has been found unlawful. *The bill would provide that the gambling enterprise has the burden, in any enforcement action, of proving the department approved the controlled game, and that the game was played in the manner approved.*

Vote: majority. Appropriation: no. Fiscal committee: yes. State-mandated local program: no.

Laws: An act to amend Section 19902 of, and to add Sections 19906 and 19943.5 to, the Business and Professions Code, relating to gaming.

History:

Aug. 22 From Special Consent Calendar pursuant to Joint Rule 22.2. Ordered to third reading.

Aug. 17 Ordered to special consent calendar.

Aug. 16 Read second time. Ordered to third reading.

Aug. 15 From committee: Be placed on second reading file pursuant to Senate Rule 28.8.

June 29 Read second time and amended. Re-referred to Com. on APPR.

June 28 From committee: Do pass as amended and re-refer to Com. on APPR. (Ayes 12. Noes 0.) (June 28).

June 23 From committee chair, with author's amendments: Amend, and re-refer to committee. Read second time, amended, and re-referred to Com. on G.O.

June 2 Referred to Com. on G.O.

May 23 Read third time. Passed. Ordered to the Senate. (Ayes 74. Noes 0. Page 1504.)

May 23 In Senate. Read first time. To Com. on RLS. for assignment.

May 19 Read second time. Ordered to third reading.

May 18 From committee: Do pass. (Ayes 17. Noes 0.) (May 18).

May 4 From committee: Do pass and re-refer to Com. on APPR. (Ayes 17. Noes 0.) (May 4). Re-referred to Com. on APPR.

Apr. 13 In committee: Set, first hearing. Hearing canceled at the request of author.

Mar. 15 Re-referred to Com. on G.O.

Mar. 14 From committee chair, with author's amendments: Amend, and re-refer to Com. on G.O. Read second time and amended.
Feb. 3 Referred to Com. on G.O.
Jan. 19 From printer. May be heard in committee February 18.
Jan. 18 Read first time. To print.

Organization
CARF

AB 240 (Bonilla) **Compensation recovery actions: liquidated damages.** (E-08/24/2011 [html](#) [pdf](#))
Status: 08/22/2011-Senate amendments concurred in. To Engrossing and Enrolling.
Current Location: 08/22/2011-A ENROLLMENT

Digest: Existing law authorizes the Labor Commissioner, who is the Chief of the Division of Labor Standards Enforcement, to investigate employee complaints and to provide for a hearing in any action to recover wages, penalties, and other demands for compensation properly before the commissioner or the division and to determine all matters arising under his or her jurisdiction.

Existing law permits an employee to recover liquidated damages in a court action alleging payment of less than the state minimum wage.

This bill would permit an employee to recover liquidated damages pursuant to a complaint brought before the Labor Commissioner alleging payment of less than the minimum wage fixed by an order of the Industrial Welfare Commission or by statute.

This bill would incorporate additional changes in Section 98 of the Labor Code proposed by AB 469, to be operative only if AB 469 and this bill are both enacted and become effective on or before January 1, 2012, both bills amend Section 98, and this bill is enacted after AB 469. The bill would also incorporate additional changes in Section 1194.2 of the Labor Code proposed by AB 197, to be operative only if AB 197 and this bill are both enacted and become effective on or before January 1, 2012, both bills amend Section 1194.2, and this bill is enacted after AB 197.

Laws: An act to amend Sections 98 and 1194.2 of the Labor Code, relating to employment.

History:

Aug. 22 Senate amendments concurred in. To Engrossing and Enrolling.
Aug. 18 Read third time. Passed. Ordered to the Assembly. (Ayes 24. Noes 15. Page 1965.).
Aug. 18 In Assembly. Concurrence in Senate amendments pending. May be considered on or after August 20 pursuant to Assembly Rule 77.
July 12 Read second time. Ordered to third reading.
July 11 Read third time and amended. Ordered to second reading.
June 9 Read second time. Ordered to third reading.
June 8 From committee: Do pass. (Ayes 4. Noes 2.) (June 8).
June 2 From committee chair, with author's amendments: Amend, and re-refer to committee. Read second time, amended, and re-referred to Com. on L. & I.R.
May 19 Referred to Com. on L. & I.R.
May 5 Read third time. Passed. Ordered to the Senate. (Ayes 50. Noes 22. Page 1237.)
May 5 In Senate. Read first time. To Com. on RLS. for assignment.
Apr. 25 Read second time. Ordered to third reading.
Apr. 14 From committee: Do pass. (Ayes 5. Noes 1.) (April 13).
Mar. 9 Re-referred to Com. on L. & E.
Mar. 8 From committee chair, with author's amendments: Amend, and re-refer to Com. on L. & E. Read second time and amended.
Feb. 18 Referred to Com. on L. & E.
Feb. 4 From printer. May be heard in committee March 6.
Feb. 3 Read first time. To print.

Organization
CARF

AB 241 (Hall) **Gambling: moratorium.** (I-02/03/2011 [html](#) [pdf](#))
Status: 08/25/2011-From committee: Do pass. (Ayes 7. Noes 2.) (August 25).
Current Location: 08/25/2011-S SECOND READING
Calendar Events: 08/29/11 16 SEN ASSEMBLY BILLS-SECOND READING FILE

Digest: Existing law regulates legal gambling in California and prohibits, until January 1, 2015, the governing body and the electors of a county, city, or city and county from authorizing or expanding any legal gaming beyond that permitted on January 1, 1996. Additionally, the commission is prohibited, until January 1, 2015, from issuing a gambling license for a gambling establishment that was not licensed to operate on December 31, 1999, except as specified. This bill would extend the operation of these provisions to January 1, 2020.
Vote: majority. Appropriation: no. Fiscal committee: yes. State-mandated local program: no.

Laws: An act to amend Sections 19962 and 19963 of the Business and Professions Code, relating to gambling.

History:

Aug. 25 From committee: Do pass. (Ayes 7. Noes 2.) (August 25).
Aug. 15 In committee: Referred to APPR. suspense file.
June 28 From committee: Do pass and re-refer to Com. on APPR. (Ayes 10. Noes 1.) (June 28). Re-referred to Com. on APPR.
June 8 Referred to Com. on G.O.
May 31 Read third time. Passed. Ordered to the Senate. (Ayes 78. Noes 1. Page 1645.)
May 31 In Senate. Read first time. To Com. on RLS. for assignment.
May 27 From committee: Do pass. (Ayes 17. Noes 0.) (May 27). Read second time. Ordered to third reading.
May 4 In committee: Set, first hearing. Referred to APPR. suspense file.
Apr. 14 From committee: Do pass and re-refer to Com. on APPR. (Ayes 16. Noes 0.) (April 13). Re-referred to Com. on APPR.
Feb. 18 Referred to Com. on G.O.
Feb. 4 From printer. May be heard in committee March 6.
Feb. 3 Read first time. To print.

Organization
CARF

AB 897 (Hall) **Horse racing: quarter horse racing.** (E-08/24/2011 [html](#) [pdf](#))
Status: 08/24/2011-Enrolled and presented to the Governor at 11:30 a.m.
Current Location: 08/24/2011-A ENROLLED

Digest: Existing law vests jurisdiction and supervision over horse racing in this state in the California Horse Racing Board. Existing law permits the board to authorize a licensed quarter horse racing association that is conducting a live racing meeting to accept wagers on certain races conducted by the racing association that conducts the American Quarter Horse Racing Challenge, if the races are conducted on the same day as the American Quarter Horse Racing Challenge, as specified.

This bill would additionally permit the board to authorize a licensed quarter horse racing association that is conducting a live racing meeting to accept wagers on the full card of races conducted by another racing association on the day that other association conducts the Texas Classic Futurity and Remington Park Futurity, as specified.

Laws: An act to amend Section 19596 of the Business and Professions Code, relating to horse racing.

History:

Aug. 24 Enrolled and presented to the Governor at 11:30 a.m.
Aug. 18 Read third time. Passed. Ordered to the Assembly. (Ayes 39. Noes 0. Page 1975.).
Aug. 18 In Assembly. Ordered to Engrossing and Enrolling.
Aug. 16 Read second time. Ordered to consent calendar.
Aug. 15 From committee: Be placed on second reading file pursuant to Senate Rule 28.8 and ordered to consent calendar.
June 28 From committee: Do pass and re-refer to Com. on APPR. with recommendation: to consent calendar. (Ayes 13. Noes 0.) (June 28). Re-referred to Com. on APPR.
May 26 Referred to Com. on G.O.
May 12 Read third time. Passed. Ordered to the Senate. (Ayes 72. Noes 0. Page 1343.)
May 12 In Senate. Read first time. To Com. on RLS. for assignment.
May 9 Read second time. Ordered to third reading.
May 5 From committee: Do pass. (Ayes 17. Noes 0.) (May 4).
Apr. 14 From committee: Do pass and re-refer to Com. on APPR. (Ayes 15. Noes 0.) (April 13). Re-referred to Com. on APPR.
Mar. 14 Referred to Com. on G.O.
Feb. 18 From printer. May be heard in committee March 20.
Feb. 17 Read first time. To print.

Organization

CARF

AB 1417 (Hall) Tribal gaming: local agencies. (A-06/22/2011 [html](#) [pdf](#))

Status: 08/25/2011-Do pass as amended.

Current Location: 08/25/2011-S APPR. SUSPENSE FILE

Digest: *Existing law creates in the State Treasury the Indian Gaming Special Distribution Fund for the receipt and deposit of moneys received by the state from certain Indian tribes pursuant to the terms of gaming compacts entered into with the state. Existing law authorizes moneys in that fund to be used for specified purposes, including for grants for the support of state and local government agencies impacted by tribal government gaming.*

This bill would appropriate \$18,200,000 from the Indian Gaming Special Distribution Fund to the California Gambling Control Commission to provide grants to local agencies.

~~Existing federal law, the Indian Gaming Regulatory Act of 1988, provides for the negotiation and execution of tribal-state gaming compacts for the purpose of authorizing certain types of gaming on Indian lands within a state. The California Constitution authorizes the Governor to negotiate and conclude compacts, subject to ratification by the Legislature.~~

~~Existing law ratifies a number of tribal-state gaming compacts between the State of California and specified Indian tribes. Existing law creates in the State Treasury the Indian Gaming Revenue Sharing Trust Fund and the Indian Gaming Special Distribution Fund for the receipt and deposit of moneys received by the state from Indian tribes pursuant to the terms of gaming compacts entered into with the state, and authorizes moneys in those funds to be used for certain purposes. Existing law, until January 1, 2021, establishes the method of calculating the distribution of appropriations from the Indian Gaming Special Distribution Fund for grants to local government agencies impacted by tribal gaming.~~

~~This bill would reorganize and make technical, nonsubstantive changes to these provisions.~~

~~Vote: majority. Appropriation: no-yes . Fiscal committee: yes. State-mandated local program: no.~~

Laws: An act relating to tribal gaming, and making an appropriation therefor.

History:

Aug. 15 In committee: Referred to APPR. suspense file.
July 6 From committee: Do pass and re-refer to Com. on APPR. (Ayes 11. Noes 0.) (July 6).
Re-referred to Com. on APPR.
June 28 Re-referred to Com. on G.O.
June 27 Withdrawn from committee. Re-referred to Com. on RLS.
June 22 In committee: Set, first hearing. Hearing canceled at the request of author.
June 22 From committee chair, with author's amendments: Amend, and re-refer to committee.
Read second time, amended, and re-referred to Com. on APPR.
June 14 From committee: Do pass and re-refer to Com. on APPR. with recommendation: to consent calendar. (Ayes 12. Noes 0.) (June 14). Re-referred to Com. on APPR.
June 2 Referred to Com. on G.O.
May 26 Read third time. Passed. Ordered to the Senate. (Ayes 75. Noes 0. Page 1566.)
May 26 In Senate. Read first time. To Com. on RLS. for assignment.
May 19 Read second time. Ordered to consent calendar.
May 18 From committee: Do pass. To consent calendar. (Ayes 17. Noes 0.) (May 18).
May 4 From committee: Do pass and re-refer to Com. on APPR. with recommendation: to consent calendar. (Ayes 17. Noes 0.) (May 4). Re-referred to Com. on APPR.
Mar. 25 Referred to Com. on G.O.
Mar. 22 From printer. May be heard in committee April 21.
Mar. 21 Read first time. To print.

Organization

CARF

AB 1418 (Committee on Governmental Organization) Gambling control: key employees. (I-03/21/2011 [html](#) [pdf](#))

Status: 08/25/2011-Read second time. Ordered to third reading.

Current Location: 08/25/2011-S THIRD READING

Calendar Events: 08/29/11 304 SEN ASSEMBLY BILLS-THIRD READING FILE

Digest: The Gambling Control Act provides for the licensure of certain individuals and establishments involved in various gambling activities, and for the regulation of those activities, by the California Gambling Control Commission. Existing law requires certain persons employed in the operation of a gambling enterprise, known as key employees, to apply for and obtain a key employee license. Existing law defines a key employee as any natural person employed in the operation of a gambling enterprise in a supervisory capacity or empowered to make discretionary decisions that regulate gambling operations, as specified.

This bill would revise the definition of key employee as any natural person employed in the operation of a gambling enterprise in a supervisory capacity or empowered to make discretionary decisions with regard to gambling operations, delete the term "pit boss" in this context, change the term "shift boss" to "shift manager," and specifically include surveillance managers or supervisors within the definition.

Vote: majority. Appropriation: no. Fiscal committee: yes. State-mandated local program: no.

Laws: An act to amend Section 19805 of the Business and Professions Code, relating to gambling.

History:

Aug. 25 Read second time. Ordered to third reading.
Aug. 24 Withdrawn from committee. Ordered to second reading.
July 11 Re-referred to Com. on RLS.
June 28 Read second time. Ordered to consent calendar. From consent calendar. Ordered to third reading.

June 27 From committee: Be placed on second reading file pursuant to Senate Rule 28.8 and ordered to consent calendar.
June 14 From committee: Do pass and re-refer to Com. on APPR. with recommendation: to consent calendar. (Ayes 12. Noes 0.) (June 14). Re-referred to Com. on APPR.
June 2 Referred to Com. on G.O.
May 26 Read third time. Passed. Ordered to the Senate. (Ayes 75. Noes 0. Page 1566.)
May 26 In Senate. Read first time. To Com. on RLS. for assignment.
May 19 Read second time. Ordered to consent calendar.
May 18 From committee: Do pass. To consent calendar. (Ayes 17. Noes 0.) (May 18).
May 4 From committee: Do pass and re-refer to Com. on APPR. with recommendation: to consent calendar. (Ayes 17. Noes 0.) (May 4). Re-referred to Com. on APPR.
Mar. 25 Referred to Com. on G.O.
Mar. 22 From printer. May be heard in committee April 21.
Mar. 21 Read first time. To print.

Organization
CARF

AB 1421 (Committee on Governmental Organization) Harness racing organizations. (I-03/21/2011 [html](#) [pdf](#))

Status: 08/25/2011-Read second time. Ordered to third reading.

Current Location: 08/25/2011-S THIRD READING

Calendar Events: 08/29/11 307 SEN ASSEMBLY BILLS-THIRD READING FILE

Digest: Existing law, the Horse Racing Law, governs, among other types of horse races, harness horse racing, in which horses that meet specified criteria are harnessed to a sulky or similar vehicle and raced at either the trotting or pacing gait. Existing law vests jurisdiction and supervision over all horse racing meetings, including harness races, in this state in the California Horse Racing Board. Existing law requires, until January 1, 2014, the harness racing association and the organization representing harness horsemen and horsewomen to form an organization to which certain funds, that may be deducted from the total amount handled in conventional parimutuel pools of harness races, are distributed for purposes of reducing the workers' compensation insurance costs for trainers who are racing horses at the applicable harness racing association meet, as specified.

This bill would additionally require that organization to account to the California Horse Racing Board on or before August 1 of each year with respect to the distribution of funds received pursuant to those provisions during the immediately preceding fiscal year and to obtain an independent audit of those distributions. The bill would also require that a copy of the completed audit be forwarded to the board within 45 days of its receipt by the organization.
Vote: majority. Appropriation: no. Fiscal committee: yes. State-mandated local program: no.

Laws: An act to amend Section 19605.77 of the Business and Professions Code, relating to harness racing organizations.

History:

Aug. 25 Read second time. Ordered to third reading.

Aug. 24 Withdrawn from committee. Ordered to second reading.

July 11 Re-referred to Com. on RLS.

June 28 Read second time. Ordered to consent calendar. From consent calendar. Ordered to third reading.

June 27 From committee: Be placed on second reading file pursuant to Senate Rule 28.8 and ordered to consent calendar.

June 14 From committee: Do pass and re-refer to Com. on APPR. with recommendation: to consent calendar. (Ayes 12. Noes 0.) (June 14). Re-referred to Com. on APPR.

June 2 Referred to Com. on G.O.

May 26 Read third time. Passed. Ordered to the Senate. (Ayes 75. Noes 0. Page 1566.)
May 26 In Senate. Read first time. To Com. on RLS. for assignment.
May 19 Read second time. Ordered to consent calendar.
May 18 From committee: Do pass. To consent calendar. (Ayes 17. Noes 0.) (May 18).
May 4 From committee: Do pass and re-refer to Com. on APPR. with recommendation: to consent calendar. (Ayes 17. Noes 0.) (May 4). Re-referred to Com. on APPR.
Mar. 25 Referred to Coms. on G.O. and INS.
Mar. 22 From printer. May be heard in committee April 21.
Mar. 21 Read first time. To print.

Organization
CARF

SB 305 **(Calderon) Satellite wagering: minisatellite facilities.** (E-08/25/2011 [html](#) [pdf](#))
Status: 08/25/2011-In Senate. Ordered to engrossing and enrolling.
Current Location: 08/25/2011-S ENROLLMENT

Digest: Existing law generally regulates horse racing, including satellite wagering on horse races. Existing law authorizes the California Horse Racing Board to authorize certain fairs and racing associations to operate satellite wagering facilities. Existing law authorizes the board to approve minisatellite wagering sites, as defined, under specified conditions. Existing law directs the board to license a minisatellite facility for a period of 2 years. This bill would, instead, direct the board to license a minisatellite facility for a period of up to 5 years. The bill would also make other technical changes.
Vote: majority. Appropriation: no. Fiscal committee: yes. State-mandated local program: no.

Laws: An act to amend Section 19605.25 of the Business and Professions Code, relating to horse racing.

History:

Aug. 25 Read third time. Passed. Ordered to the Senate.
Aug. 25 In Senate. Ordered to engrossing and enrolling.
July 14 From consent calendar. Ordered to third reading.
July 7 Read second time. Ordered to consent calendar.
July 6 From committee: Do pass. Ordered to consent calendar. (Ayes 16. Noes 0.) (July 6).
June 23 From committee: Do pass and re-refer to Com. on APPR. (Ayes 17. Noes 0.) (June 22). Re-referred to Com. on APPR.
May 19 Referred to Com. on G.O.
May 9 Read third time. Passed. (Ayes 40. Noes 0. Page 905.) Ordered to the Assembly.
May 9 In Assembly. Read first time. Held at Desk.
May 4 Read second time. Ordered to consent calendar.
May 3 From committee: Be placed on second reading file pursuant to Senate Rule 28.8 and ordered to consent calendar.
Apr. 14 Set for hearing May 2.
Apr. 12 From committee: Do pass and re-refer to Com. on APPR. with recommendation: To consent calendar. (Ayes 13. Noes 0. Page 617.) (April 12). Re-referred to Com. on APPR.
Mar. 9 Set for hearing April 12.
Feb. 24 Referred to Com. on G.O.
Feb. 15 From printer. May be acted upon on or after March 17.
Feb. 14 Introduced. Read first time. To Com. on RLS. for assignment. To print.

Organization
CARF

SB 374 (Strickland) **Gambling control: key employee licenses.** (E-08/23/2011 [html](#) [pdf](#))

Status: 08/23/2011-Enrolled and presented to the Governor at 3 p.m.

Current Location: 08/23/2011-S ENROLLED

Digest: The Gambling Control Act provides for the licensure of certain individuals and establishments involved in various gambling activities, and for the regulation of those activities, by the California Gambling Control Commission. Existing law requires certain persons employed in the operation of a gambling enterprise, known as key employees, to apply for and obtain a key employee license. A key employee license entitles the holder to work in any key employee position at any gambling establishment, provided that the key employee terminates employment with one gambling establishment before commencing work for another. Existing law requires the commission to establish a program for portable personal licenses for key employees, to be implemented on or before July 1, 2008. This bill would authorize a key employee with a valid personal portable license to work as a key employee in any key employee position in more than one gambling establishment.

Laws: An act to amend Section 19854 of the Business and Professions Code, relating to gambling.

History:

Aug. 23 Enrolled and presented to the Governor at 3 p.m.

Aug. 18 Read third time. Passed. Ordered to the Senate.

Aug. 18 In Senate. Ordered to engrossing and enrolling.

July 14 Read second time. Ordered to consent calendar.

July 13 From committee: Do pass. Ordered to consent calendar. (Ayes 16. Noes 0.) (July 13).

June 23 From committee: Do pass and re-refer to Com. on APPR. (Ayes 17. Noes 0.) (June 22). Re-referred to Com. on APPR.

May 23 Referred to Com. on G.O.

May 16 Read third time. Passed. (Ayes 37. Noes 0. Page 987.) Ordered to the Assembly.

May 16 In Assembly. Read first time. Held at Desk.

May 11 Read second time. Ordered to consent calendar.

May 10 From committee: Be placed on second reading file pursuant to Senate Rule 28.8 and ordered to consent calendar.

Apr. 29 Set for hearing May 9.

Apr. 26 From committee: Do pass and re-refer to Com. on APPR. with recommendation: To consent calendar. (Ayes 12. Noes 0. Page 738.) (April 26). Re-referred to Com. on APPR.

Mar. 15 Set for hearing April 26.

Feb. 24 Referred to Com. on G.O.

Feb. 16 From printer. May be acted upon on or after March 18.

Feb. 15 Introduced. Read first time. To Com. on RLS. for assignment. To print.

Organization

CARF

Total Position Forms: 9

CA Authority of Racing Fairs 8/26/2011

[AB 156\(Lara\)](#) Gambling control. (A-06/29/2011 [html](#) [pdf](#))

Introduced: 01/18/2011

Status: 08/22/2011-From Special Consent Calendar pursuant to Joint Rule 22.2. Ordered to third reading.

2YR/Dead	1st Desk	1st Policy	1st Fiscal	1st Floor	2nd Desk	2nd Policy	2nd Fiscal	2nd Floor	Conf./Conc.	Enrolled	Vetoed	Chaptered
----------	----------	------------	------------	-----------	----------	------------	------------	-----------	-------------	----------	--------	-----------

Summary: Would prohibit a contract for the sale or lease of real or personal property from specifying a closing date that is prior to that approval or licensing by the commission. The bill also would require a contract for the sale of a gambling enterprise to state whether any outstanding gaming chips from the seller will be honored by the purchaser, and to specify whether the purchaser or the seller will redeem outstanding gaming chips, as specified. The bill would require the seller to post a notice of the pending sale to permit redemption of gaming chips. The bill would require the Department of Justice to oversee the redemption of the chips. This bill contains other related provisions and other existing laws.

Organization: CARF

[AB 240\(Bonilla\)](#) Compensation recovery actions: liquidated damages. (E-08/24/2011 [html](#) [pdf](#))

Introduced: 02/03/2011

Status: 08/22/2011-Senate amendments concurred in. To Engrossing and Enrolling.

2YR/Dead	1st Desk	1st Policy	1st Fiscal	1st Floor	2nd Desk	2nd Policy	2nd Fiscal	2nd Floor	Conf./Conc.	Enrolled	Vetoed	Chaptered
----------	----------	------------	------------	-----------	----------	------------	------------	-----------	-------------	----------	--------	-----------

Summary: Would permit an employee to recover liquidated damages pursuant to a complaint brought before the Labor Commissioner alleging payment of less than the minimum wage fixed by an order of the Industrial Welfare Commission or by statute. This bill contains other related provisions and other existing laws.

Organization: CARF

[AB 241\(Hall\)](#) Gambling: moratorium. (I-02/03/2011 [html](#) [pdf](#))

Introduced: 02/03/2011

Status: 08/25/2011-From committee: Do pass. (Ayes 7. Noes 2.) (August 25).

2YR/Dead	1st Desk	1st Policy	1st Fiscal	1st Floor	2nd Desk	2nd Policy	2nd Fiscal	2nd Floor	Conf./Conc.	Enrolled	Vetoed	Chaptered
----------	----------	------------	------------	-----------	----------	------------	------------	-----------	-------------	----------	--------	-----------

Summary: Would extend the operation of these provisions to January 1, 2020.

Organization: CARF

[AB 270\(Perea\)](#) Satellite wagering. (A-05/12/2011 [html](#) [pdf](#))

Introduced: 02/07/2011

Status: 06/20/2011-From consent calendar. Ordered to third reading.

2YR/Dead	1st Desk	1st Policy	1st Fiscal	1st Floor	2nd Desk	2nd Policy	2nd Fiscal	2nd Floor	Conf./Conc.	Enrolled	Vetoed	Chaptered
----------	----------	------------	------------	-----------	----------	------------	------------	-----------	-------------	----------	--------	-----------

Summary: Would create an exception from that provision by authorizing a fair satellite facility generating less than \$10,000,000 annually in total handle to elect not to be subject to the requirements related to a satellite facility supervisor if the board of directors of the fair satellite facility, after a public hearing, deems those requirements to be not economically feasible and notice of the fair board's action is provided to the California Horse Racing Board within 10 days of approval by the fair board, in which case the bill would require the fair satellite facility to continue to abide by all laws and regulations pertaining to the operation of a satellite facility .

Organization: CARF
Position: Sponsor

[AB 562\(Hall\)](#) Horse racing: Wood Memorial. (I-02/16/2011 [html](#) [pdf](#))

Introduced: 02/16/2011

Status: 07/11/2011-Re-referred to Com. on RLS.

2YR/Dead	1st Desk	1st Policy	1st Fiscal	1st Floor	2nd Desk	2nd Policy	2nd Fiscal	2nd Floor	Conf./Conc.	Enrolled	Vetoed	Chaptered

Summary: Would add the Wood Memorial to the list of races that are not included for purposes of determining compliance with that prohibition.

Organization: CARF

[AB 897\(Hall\)](#) Horse racing: quarter horse racing. (E-08/24/2011 [html](#) [pdf](#))

Introduced: 02/17/2011

Status: 08/24/2011-Enrolled and presented to the Governor at 11:30 a.m.

2YR/Dead	1st Desk	1st Policy	1st Fiscal	1st Floor	2nd Desk	2nd Policy	2nd Fiscal	2nd Floor	Conf./Conc.	Enrolled	Vetoed	Chaptered

Summary: Would additionally permit the board to authorize a licensed quarter horse racing association that is conducting a live racing meeting to accept wagers on the full card of races conducted by another racing association on the day that other association conducts the Texas Classic Futurity and Remington Park Futurity, as specified.

Organization: CARF

[AB 1417\(Hall\)](#) Tribal gaming: local agencies. (A-06/22/2011 [html](#) [pdf](#))

Introduced: 03/21/2011

Status: 08/25/2011-Do pass as amended.

2YR/Dead	1st Desk	1st Policy	1st Fiscal	1st Floor	2nd Desk	2nd Policy	2nd Fiscal	2nd Floor	Conf./Conc.	Enrolled	Vetoed	Chaptered

Summary: Would appropriate \$18,200,000 from the Indian Gaming Special Distribution Fund to the California Gambling Control Commission to provide grants to local agencies.

Organization: CARF

[AB 1418\(Committee on Governmental Organization\)](#) Gambling control: key employees. (I-03/21/2011 [html](#) [pdf](#))

Introduced: 03/21/2011

Status: 08/25/2011-Read second time. Ordered to third reading.

2YR/Dead	1st Desk	1st Policy	1st Fiscal	1st Floor	2nd Desk	2nd Policy	2nd Fiscal	2nd Floor	Conf./Conc.	Enrolled	Vetoed	Chaptered

Summary: Would revise the definition of key employee as any natural person employed in the operation of a gambling enterprise in a supervisory capacity or empowered to make discretionary decisions with regard to gambling operations, delete the term "pit boss" in this context, change the term "shift boss" to "shift manager," and specifically include surveillance managers or supervisors within the definition.

Organization: CARF

[AB 1421\(Committee on Governmental Organization\)](#) Harness racing organizations. (I-03/21/2011 [html](#) [pdf](#))

Introduced: 03/21/2011

Status: 08/25/2011-Read second time. Ordered to third reading.

2YR/Dead	1st Desk	1st Policy	1st Fiscal	1st Floor	2nd Desk	2nd Policy	2nd Fiscal	2nd Floor	Conf./Conc.	Enrolled	Vetoed	Chaptered

Summary: Would additionally require that organization to account to the California Horse Racing Board on or before August 1 of each year with respect to the distribution of funds received pursuant to those provisions during the immediately preceding fiscal year and to obtain an independent audit of those distributions. The bill would also require that a copy of the completed audit be forwarded to the board within 45 days of its receipt by the organization.

Organization: CARF

SB 40(Correa) Internet poker. (A-07/06/2011 [html](#) [pdf](#))

Introduced: 12/06/2010

Status: 07/06/2011-From committee with author's amendments. Read second time and amended. Re-referred to Com. on G.O.

2YR/Dead	1st Desk	1st Policy	1st Fiscal	1st Floor	2nd Desk	2nd Policy	2nd Fiscal	2nd Floor	Conf./Conc.	Enrolled	Vetoed	Chaptered
----------	----------	------------	------------	-----------	----------	------------	------------	-----------	-------------	----------	--------	-----------

Summary: Would establish a framework to authorize intrastate Internet poker, as specified. The bill would require the commission to adopt emergency regulations, in consultation with the department, providing for the issuance of licenses to operate intrastate Internet poker Web sites and governing the intrastate play of poker games on the Internet . The bill would make it a misdemeanor for any person or entity to offer or participate in any form of illegal Internet gambling, as defined, or to knowingly process any financial transaction arising out of participation in illegal Internet gambling. The bill would authorize the seizure of any money or property used in or derived from illegal Internet gambling, as specified, and would provide for any money or property that has been seized to be forfeited to the Internet Gambling Fund, as established by this bill. By creating new crimes, this bill would impose a state-mandated local program. This bill contains other related provisions and other existing laws.

Organization: CARF

SB 45(Wright) Internet gambling. (I-12/08/2010 [html](#) [pdf](#))

Introduced: 12/08/2010

Status: 01/20/2011-Referred to Com. on G.O.

2YR/Dead	1st Desk	1st Policy	1st Fiscal	1st Floor	2nd Desk	2nd Policy	2nd Fiscal	2nd Floor	Conf./Conc.	Enrolled	Vetoed	Chaptered
----------	----------	------------	------------	-----------	----------	------------	------------	-----------	-------------	----------	--------	-----------

Summary: Would establish a framework to authorize intrastate Internet gambling, as specified. The bill would require the department to issue a request for proposals to enter into contracts with up to 3 hub operators, as defined, to provide lawful Internet gambling games to registered players in California for a period of 20 years, as specified. This bill contains other related provisions and other existing laws.

Organization: CARF

SB 305(Calderon) Satellite wagering: minisatellite facilities. (E-08/25/2011 [html](#) [pdf](#))

Introduced: 02/14/2011

Status: 08/25/2011-In Senate. Ordered to engrossing and enrolling.

2YR/Dead	1st Desk	1st Policy	1st Fiscal	1st Floor	2nd Desk	2nd Policy	2nd Fiscal	2nd Floor	Conf./Conc.	Enrolled	Vetoed	Chaptered
----------	----------	------------	------------	-----------	----------	------------	------------	-----------	-------------	----------	--------	-----------

Summary: Would direct the board to license a minisatellite facility for a period of up to 5 years. The bill would also make other technical changes.

Organization: CARF

SB 374(Strickland) Gambling control: key employee licenses. (E-08/23/2011 [html](#) [pdf](#))

Introduced: 02/15/2011

Status: 08/23/2011-Enrolled and presented to the Governor at 3 p.m.

2YR/Dead	1st Desk	1st Policy	1st Fiscal	1st Floor	2nd Desk	2nd Policy	2nd Fiscal	2nd Floor	Conf./Conc.	Enrolled	Vetoed	Chaptered
----------	----------	------------	------------	-----------	----------	------------	------------	-----------	-------------	----------	--------	-----------

Summary: Would authorize a key employee with a valid personal portable license to work as a key employee in any key employee position in more than one gambling establishment.

Organization: CARF

Total rows: 13

AMENDED IN ASSEMBLY MAY 12, 2011

CALIFORNIA LEGISLATURE—2011–12 REGULAR SESSION

ASSEMBLY BILL

No. 270

Introduced by Assembly Member Perea

February 7, 2011

An act to amend Section 19522 of the Business and Professions Code, relating to satellite wagering.

LEGISLATIVE COUNSEL'S DIGEST

AB 270, as amended, Perea. Satellite wagering.

Existing law requires that every person who participates in, or has anything to do with, the racing of horses and every employee of a parimutuel department to be licensed by the California Horse Racing Board. Existing law requires the board to set forth requirements for the position of satellite facility supervisor for all satellite wagering facilities operated by the state or on public land. The supervisor is required to monitor the performance of licensees at the facilities.

This bill would create an exception from that provision by authorizing a *fair* satellite facility *generating less than \$10,000,000 annually in total handle* to elect not to be subject to the requirements related to a satellite facility supervisor if the board of directors of the *fair* satellite facility, after a public hearing, deems those requirements to be not economically feasible *and notice of the fair board's action is provided to the California Horse Racing Board within 10 days of approval by the fair board, in which case the bill would require the fair satellite facility to continue to abide by all laws and regulations pertaining to the operation of a satellite facility.*

Vote: majority. Appropriation: no. Fiscal committee: no.
State-mandated local program: no.

The people of the State of California do enact as follows:

1 SECTION 1. Section 19522 of the Business and Professions
2 Code is amended to read:

3 19522. (a) The board shall also set forth requirements for the
4 position of satellite facility supervisor for all satellite wagering
5 facilities operated by the state or on public land. The satellite
6 facility supervisor shall, among other things, monitor the
7 performance of licensees at the facilities.

8 (b) A *fair* satellite facility *generating less than ten million*
9 *dollars (\$10,000,000) annually in total handle* may elect not to be
10 subject to the requirements of this section if the board of directors
11 of the *fair* satellite facility, after a public hearing, deems those
12 requirements to be not economically feasible: *and both of the*
13 *following requirements are met:*

14 (1) *The fair satellite facility shall continue to abide by all laws*
15 *and regulations pertaining to the operation of a satellite facility.*

16 (2) *Notice of the fair board's action shall be provided to the*
17 *board within 10 days of approval by the fair board.*

BILL ANALYSIS

SENATE RULES COMMITTEE	AB 270
Office of Senate Floor Analyses	
1020 N Street, Suite 524	
(916) 651-1520 Fax: (916)	
327-4478	

THIRD READING

Bill No: AB 270
Author: Perea (D)
Amended: 5/12/11 in Assembly
Vote: 21

SENATE GOVERNMENTAL ORG. COMMITTEE : 12-0, 6/14/11
AYES: Wright, Anderson, Calderon, Cannella, Corbett, De
León, Evans, Hernandez, Padilla, Strickland, Wyland, Yee
NO VOTE RECORDED: Berryhill

ASSEMBLY FLOOR : 76-0, 5/19/11 - See last page for vote

SUBJECT : Horse racing: satellite wagering

SOURCE : Author

DIGEST : This bill creates an exception to Horse Racing Law by authorizing a fair satellite wagering facility to elect not to be subject to the requirements related to a satellite facility supervisor if the Board of Directors of the Fair, after a public hearing, deems those requirements to be not economically feasible. Specifically, this bill: (1) permits a fair satellite wagering facility, that generate less than \$10 million annually in total handle, to determine that the position of satellite facility supervisor is not economically feasible, following a public hearing by the board of directors, and (2) stipulates that a fair satellite wagering facility which elects to eliminate the satellite wagering supervisor position must do both of the following: (a) continue to abide by all

CONTINUED

AB 270
Page

2

laws and regulations pertaining to its operation and (b) provide notice of the fair board's action to the California Horse Racing Board within 10 days of approval of the Fair Board.

ANALYSIS :Existing Law

Article IV, Section 19(b) of the Constitution of the State of California provides that the Legislature may provide for the regulation of horse races and horse race meetings and wagering on the results.

Existing law grants the California Horse Racing Board (CHRB) the authority to regulate the various forms of horse racing authorized in this state.

Existing law requires the CHRB to set forth requirements for the position of "satellite facility supervisor" for all satellite wagering facilities operated by the state or on public land. The law provides that the supervisor shall, among other things, monitor the performance of licensees at the facilities.

Existing law authorizes the CHRB to permit licensed racing associations, fairs and mini-satellite licensees to operate satellite wagering facilities.

Existing law authorizes the CHRB to approve the establishment of 15 mini-satellite wagering sites in each zone (for a total of 45) and defines "minisatellite wagering site" to mean a location where satellite wagering may be conducted, with the approval of the CHRB, provided that the wagering occurs in an area that is restricted to those who are 21 years of age or older.

Existing law specifies that no mini-satellite site may be located within 20 miles of a race track, a satellite wagering facility, or a tribal casino that has a satellite wagering facility without the consent of each facility within that 20-mile radius.

This bill creates an exception to Horse Racing Law by

CONTINUED

AB 270
Page

3

authorizing a fair satellite wagering facility to elect not to be subject to the requirements related to a "satellite facility supervisor" if the Board of Directors of the Fair, after a public hearing, deems those requirements to be not economically feasible. Specifically, this bill: (1) permits a fair satellite wagering facility, that generate less than \$10 million annually in total handle, to determine that the position of satellite facility supervisor is not economically feasible, following a public hearing by the board of directors, and (2) stipulates that a fair satellite wagering facility which elects to eliminate the satellite wagering supervisor position must do both of the following: (a) continue to abide by all laws and regulations pertaining to its operation and (b) provide notice of the fair board's action to the California Horse Racing Board within 10 days of approval of the Fair Board.

Background

History: California has allowed off-track betting in satellite wagering facilities located at fairs and racing associations throughout the state for well over 25 years. Satellite wagering was authorized at a time when California racetracks were beginning to experience declining attendance and handle figures. The industry believed that making the product easier to access would expose and market horse racing to potential customers and also make it far more convenient for existing patrons to wager more often.

Currently, there are 34 satellite-wagering facilities in California located at live race tracks, fair grounds and Indian casinos. In addition, seven state-designated or county fairs have received statutory authority to locate additional satellite-wagering facilities off the respective fairgrounds but within the boundaries of the fair district.

To date, only the Fresno County Fair has exercised this authority by leasing space in a card-club in downtown Fresno (Fresno Club One).

In 2007, AB 241 (Price) was enacted to authorize the creation of 15 "minisatellites" in each racing zone for a total of 45. The stated intent of this legislation was to make the sport of horse racing even more accessible to

CONTINUED

AB 270
Page

4

potential California bettors and to increase the handle - the amount wagered on horse races. To date, only two mini-satellites have been opened and licensed statewide (one is located at the California Commerce Club in the City of Commerce, the other is located at the OC Tavern Grill and Sports Bar in San Clemente).

Duties of a Simulcast or Satellite Facility Supervisor

The simulcast facility supervisor is responsible for the oversight of the facility and to ensure compliance with the state's laws, rules and regulations. The duties, in addition to any duties and responsibilities required by his or her employer, include, but are not limited to, immediately reporting to the CHRB or its stewards, in writing or by telephone, any violation of the CHRB's rules or regulations which come to their attention or of which they have knowledge. This includes referrals of matters involving misconduct of licensees to the host track stewards and ordering the exclusion or ejection of persons who are prohibited from participating in pari-mutuel wagering and from being present within any racing enclosure during a recognized race meeting. Additional duties include maintaining minutes of the conduct of each day's events at the simulcast location where assigned, supervising all phases of the facility which are directly related to the requirements of the CHRB's laws and regulations at the simulcast location.

Prior/Related Legislation

SB 1439 (Price) of 2010 would have decreased the exclusion zone in which a "minisatellite" horse racing wagering facility can be situated in proximity to an existing horse racing satellite wagering facility or live horse racing race track from a 20 to 15 mile radius. (Failed passage on Senate floor)

AB 2215 (Fuentes), Chapter 255, Statutes of 2010, among other things, authorizes a minisatellite wagering facility to enter into an agreement with an advance deposit wagering (ADW) provider to accept and facilitate the placement of any wager at its facility that a California resident could make through that ADW provider.

CONTINUED

AB 270
Page

5

SB 16xx (Ashburn) Chapter 12, Statutes of 2009-10 Second Extraordinary Session, among other things, provides that beginning on July 1, 2009, and annually thereafter, thirty-two million (\$32,000,000) shall be appropriated from the state's General Fund and paid into the Fair and Exposition Fund for the financial support of the network of California fairs.

AB 246 (Price), Chapter 226, Statutes of 2009, authorizes a quarter horse association and a harness racing association to deduct up to two percent more from the total amount wagered in the pari-mutuel pool for any type of wager, and, specifies how the funds shall be distributed to eligible satellite wagering facilities, owner's purses and racetrack commissions

AB 241 (Price), Chapter 594, Statutes of 2007, authorizes all fairs to operate a satellite wagering facility off of the fair grounds. Also, authorizes the establishment of up to 45 mini-satellite wagering sites to be operated by private industry throughout California.

AB 1286 (Richardson) Chapter 202, Statutes of 2007, allows the Alameda County Fair and the Los Angeles County Fair (Fairplex) to obtain authorization to operate new satellite wagering facilities off of their fair grounds under certain conditions.

SB 677 (Murray) 2005-06 Session, would have authorized the establishment of seven additional satellite wagering facilities around the state. (Died Assembly Inactive File)

SB 1096 (Dutton) Chapter 1096, Statutes of 2005, authorizes the National Orange Show (San Bernardino County) to operate a second satellite-wagering operation within its fair district boundaries.

AB 401 (J. Horton) Chapter 556, Statutes of 2003, permits CalExpo, with the approval of the Department of Food and Agriculture and CHRB, to operate a satellite wagering facility within the boundaries of CalExpo in addition to any facility otherwise authorized under current law.

CONTINUED

AB 270
Page

6

SB 14 (Maddy), Chapter 1273, Statutes of 1987, expands satellite wagering statewide.

FISCAL EFFECT : Appropriation: No Fiscal Com.: No
Local: No

SUPPORT : (Verified 6/14/11)

California Authority of Racing Fairs
California Exposition and State Fair
Del Mar Thoroughbred Club
Kern County Fair
National Date Festival
Riverside County Fair
San Joaquin County Fair
Santa Maria Fairpark
Shasta District Fair
The Big Fresno Fair

ARGUMENTS IN SUPPORT : According to the author's office, this bill intends to provide greater financial flexibility to smaller fair satellite wagering facilities that find themselves in difficult financial situations due to the mandatory staffing language in current law pertaining to satellite facility supervisors. The author's office points out that over the years, expenses have increased considerably while the mechanism to generate revenue to cover overhead is limited by Horse Racing Law (two percent commission on each dollar wagered). Due to declining attendance, increased costs and other factors, some smaller fair satellite wagering facilities have been faced with the decision to close their wagering operations. The author's office states that this measure would provide flexibility in managing overhead costs which in turn would enable these facilities to remain in operation generating revenue for the fair and California's horse racing industry.

The author's office notes that county fairs and agricultural associations receive a great deal of their revenue from wagering on horse racing, so it's in their best interest to ensure that satellite wagering remains a viable facet of their business operation. Additionally, this bill intends to ensure that the California horse racing industry remains viable as an agribusiness within

CONTINUED

AB 270
Page

7

the state.

ASSEMBLY FLOOR :

AYES: Achadjian, Allen, Ammiano, Atkins, Beall, Bill
Berryhill, Block, Blumenfield, Bonilla, Bradford,
Brownley, Buchanan, Butler, Charles Calderon, Campos,
Carter, Cedillo, Chesbro, Conway, Cook, Davis, Dickinson,
Donnelly, Feuer, Fletcher, Fong, Fuentes, Furutani, Beth
Gaines, Galgiani, Garrick, Gatto, Gordon, Grove, Hagman,
Halderman, Hall, Harkey, Hayashi, Roger Hernández, Hill,
Huber, Hueso, Huffman, Jeffries, Jones, Knight, Lara,
Logue, Bonnie Lowenthal, Ma, Mansoor, Mendoza, Miller,
Mitchell, Monning, Morrell, Nestande, Nielsen, Norby,
Olsen, Pan, Perea, V. Manuel Pérez, Portantino, Silva,
Skinner, Smyth, Solorio, Swanson, Torres, Valadao,
Wagner, Wieckowski, Williams, John A. Pérez
NO VOTE RECORDED: Alejo, Eng, Gorell, Yamada

PQ:do 6/22/11 Senate Floor Analyses

SUPPORT/OPPOSITION: SEE ABOVE

**** END ****

CONTINUED

DEPARTMENT OF FOOD & AGRICULTURE

FAIR CONSORTIUM MEETING

AUGUST 15, 2011

ATTENDEES

Consortium members: Karen Ross (CDFA Secretary), Sandra Schubert (CDFA Undersecretary), Jim Houston (CDFA Deputy Secretary), Nate Dechoretz (CDFA Deputy Secretary), Michele Dias (CDFA General Counsel), Janet Glaholt (CDFA Director of Administrative Services), Bob McKinnon (DGS Real Estate Division), Matthew Portay (UC Extension 4-H), Jim Mickelson (Director, Sonoma-Marin Fair), Sandy Woods (CEO, Nevada County Fair), David Dillabo (CEO, Tullake Butte Valley Fair), Melanie Reagan (Senator LaMalfa's Office, Jt. Fairs Committee), Jim Aschwanden (California Ag Teachers Association), Ernie Paez (Cal Fire), John Rowden (CDFA Emergency Coordinator), Chris Korby (Executive Director California Authority of Racing Fairs), Donna Bardaro (Executive Director California Fairs Services Authority, California Fair Financing Authority), Diana Paluszak (CDFA Division of Fairs & Expositions), Haley Walker (Speaker John Perez's Office), Stephen Chambers (Executive Director, Western Fairs Association), Louie Brown (Kahn Soares Conway, WFA and CARF), Norb Bartosik (CEO California State Fair), Tim Fennell (CEO San Diego County Fair), Rick Pickering (CEO Alameda County Fair), Nancy Farias (SEUI Local 1000), and Tim Cremins (International Union of Operating Engineers).

Guests: John Quiroz (CDFA Division of Fairs & Expositions), Kayla Swift (International Union of Operating Engineers), Ashly Martinez (SEUI Local 1000), Lloyd McKay (Director Dixon May Fair), Jim Wilcott (CEO Lassen County Fair), Carla Sanchez (CDFA Legislative manager), Carrie Wright (WFA), Lori Hanley (WFA), and Nick Konovaloff (Regional Council of Rural Counties).

Consortium members Via teleconference - John Alkire (CEO Big Fresno Fair), Chris Lopez (Ray Cammack Shows), and Nancy Strauss (San Diego County Fair).

FACTS/INFORMATION

- Out of 52 District Agricultural Association's (DAA), nine of the fairs are on county-owned properties.
- There are 375 permanent state employees in the DAA network.
- CDFA (California Department of Food & Agriculture) does not believe that selling fairgrounds makes sense unless there are unique circumstances.
- The Department of General Services (DGS) is not interested in taking over/selling fairgrounds, however they want to assist in real estate transactions such as development of a ground lease, development of an operating agreement, and assist in selling of property if needed. DGS hoping to not have to review and approve 52 different and unique operating agreements, would prefer they come in groups of similar governance.

CONCERNS

- Regardless of how the fairs transition CDFA would still prefer to maintain some type of oversight to ensure the fairs adhere to agreements/rules & regulations.
- The Division of Fairs & Expositions (F&E) has funded programs on the behalf of fairs such as – unemployment insurance, property insurance, vehicle insurance, and retired DAA employee benefits (CalPERS). Fairs need to work with DGS on a longer payment plan for vehicle insurance payments, restructure the property insurance at CFSA so one major claim does not affect the entire pool. WFA recommended developing a short term funding working group to address these issues.
- Employee unions are concerned with an industry-suggested two week layoff notice for state employees. Current rule is 120 days for the layoff notice and to change the term to a two-week notice would take revisions to the bargaining group contracts.
- The Nevada County Fair has concerns the smaller size fairs are going to have the hardest time to survive. Also with the lack of State funding there might an issue with fairs not complying with state rules/regulations.
- CDFA legal counsel recommended that if fairs are not able to secure some type of property management that another plan needs to be developed.
- The Western Fairs Association (WFA) is recommending the 2011 Fall Conference to focus on assisting fairs with their 2012 budget. WFA is very concerned that fairs will not make it financially and is asking CDFA to assist with action such as an Executive Order providing bureaucratic relief.
- With the concern of fairs having issues with their 2012 budget, F&E is going to extend the budget due date until after the 2011 conference. With the extension some fairs may start 2012 without an approved budget.
- CDFA should set up some type of receivership mechanism to deal with DAAs that become insolvent.
- The San Diego County Fair recommended that fairs with large reserves may loan out money to other fairs. The Orange County Fair has loaned out money to another fair which was approved by CDFA. Can this model be replicated?

GOVERNANCE & FUNDING OPTIONS

Fives alternative governance options were discussed:

1. **Agricultural Fair Model** - The California Authority of Racing Fairs (CARF) has put together a proposal/concept to transition DAAs to an Agricultural Fair, which are similar to Citrus Fruit Fairs (CFF). According to F&E, there are currently two CFF's in the State – National Orange Show and the Cloverdale Citrus Fair. CFF's are non-profits, operate as a public entity, appoint their own boards, comply with the Brown Act, not subject to local zoning and ordinances, eligible for CALPERS benefits, and if operations cease the land escheats to the State.
2. **County Model** – The County in which the fairs resides could take over the fairgrounds. Currently there is one county that wants to take over a Fair and the fair board is in favor. This is an option if the county is willing to take over the liability of the fair.
3. **Non-Profit Model** – Most of the fairs currently have active non-profits or are in the process of setting one up. This could be an option for the non-profit to operate the fair by leasing the

fairgrounds from the State with specifications such as an annual fair must be held and be open for emergency services. The specifications within the agreement would protect the State. There is a section of law to exempt non-profits from possessory tax (property tax).

4. **Joint Powers Authority (JPA) Model** – Through legislation a JPA could operate and manage the fair. The JPA model has already been successfully performed by the 50th DAA – Antelope Valley Fair and the City of Lancaster.
5. **Public Benefit Corporation/Special District** – Through legislation DAAS could transition to this quasi-governmental structure. In some cases special districts can levy local fees.

With options (1, 2, 3, & 4) above there are issues of: transitioning of personnel, transfer of real and personal property, and transfer of assets (cash).

CDFA recommended a guide of the five options to assist the fairs in the decision making process.

Request For Proposal (RFP) concept of bidding out operations of state-owned fairgrounds is another option of alternative governance. Fair and industry representatives did not support this concept because they do want to have to compete to operate the fairgrounds they are currently operating. The criteria in the draft RFP distributed could still be used as conditions of use in some kind of operating agreement.

Secretary Ross appointed two working groups to address the following:

1. Governance Structure/Transition

Task Force Members -Tim Fennell, Chris Korby, Louie Brown, Nancy Farias

CDFA staff – Jim Houston, Michele Dias

2. Short Term Funding Alternatives

Task Force Members – Rick Pickering, Steve Chambers, Sandy Woods

CDFA Staff – Nate Dechoretz, Rebecca Desmond

ACTION ITEMS

1. Set next Consortium meeting for September.
2. Before the next consortium meeting ensure the Governance Structure/Transition and Short Term Funding Alternative groups meet and develop solutions/recommendations.
3. Division of Fairs & Expositions will immediately notify the district agricultural associations that 2012 budget submission deadline will be moved to December to accommodate the California Fair Alliance budget training workshop in November. The message will also notify fairs that due to the new deadline and reduced staffing level at F&E, some fairs may have to start their year budget year without an approved budget from F&E.

FAIRS CONSORTIUM
Secretary's Working Group on Re-structuring Fairs Governance

Prospective Talking Points

August 23, 2011

- **Matters affecting Fair employees**
 - Identify matters of concern to representatives of Fair employees
 - Discuss employee concerns and their impact on recommendations for re-structuring
- **Working Group determines framework and scope of work for recommendations to Secretary**
 - Discuss perspectives of WG participants on framework and scope of work for recommendations to Secretary. Determine scope of work.
 - Suggested starting point: Review and accept, modify or reject already-proposed models for re-structured Fair governance. Discuss transition issues created by each.
 - *Agricultural Fair (based on existing Citrus Fair model)*
 - *JPA formed in collaboration with city/county/state/other*
 - *Fair incorporates into municipal or County governance*
 - *Special district*
 - *Add other model(s) if Working Group deems appropriate*
 - Review and consider scenario in which a Fair retains its existing structure: no change.
 - Review of models for re-structuring Fairs at state level. Discuss transition issues.
 - *Commission*
 - *Tourism Board model*
 - Discuss and determine need for legislation to allow re-structuring.
 - If **YES** on need for legislation, review/revise existing draft language.
 - *Agricultural Fair (modified Ag Code for Citrus Fair as template)*
 - *JPA model (Runner bill as template)*
 - *Review special district concept and find or compose appropriate language*
 - *Get language to Leg Counsel*
 - *Draft strategy for legislation in next session*
 - If **NO** on need for legislation, identify next steps in preparing recommendation to Secretary.
- **Discussion of timeline and milestones for Working Group actions and recommendations.**
 1. SEPTEMBER 2. Working Group agrees on framework for scope of work, objectives and timeline. Tasking and assignments set for next stage of work.
 2. SEPTEMBER 16. WG agrees on models and language for Fairs restructuring, including re-structuring at the state level, to develop further for recommendation to Secretary. Edit, modify and refine framework and language as determined by Working Group.
 3. SEPTEMBER 30. DRAFT framework and language of models ready for review and discussion/approval by WG.
 4. OCTOBER 21. Fully framed DRAFT recommendations and specific language ready for final review and approval by WG. Last chance for review and modification of recommendations and language by Working Group.
 5. OCTOBER 28. Working Group submits recommendations to Secretary and to Consortium for review, allowing three weeks for review prior November 15 deadline.
 6. NOVEMBER 15. Secretary's deadline for recommendations on Fair re-structuring.

CONCEPT AND PROPOSAL

***Revise California Food & Agricultural Code
To
Create New Category of Fair:***

AGRICULTURAL FAIR

April 2011

DRAFT

CONCEPT AND PROPOSAL

Revise Food & Agricultural Code to Create New Category of Fair: **AGRICULTURAL FAIR**

Background

After the recent passage of budget legislation that eliminated all Fair funding sourced from the General Fund, District Agricultural Associations find themselves in the unenviable position of functioning as a state agency, with all the associated limitations, costs and requirements of that status, yet without the corresponding benefit of receiving public funding. Perhaps now is the time to create an opportunity, through changes in legislation, for DAA's to re-organize into a more flexible and agile structure.

California Food and Agricultural Code (Sections 4601ff.) provides for and describes a category of Fair known as a "citrus fruit fair". The structure of a citrus fruit fair is often acknowledged as the most flexible existing fair structure in statute, insofar as it allows certain characteristics accorded a public agency and certain characteristics accorded a private entity.

Objective

Create a new category of fair known as an **Agricultural Fair**, structured in a manner similar to citrus fruit fairs; allow DAA's to re-organize into this new structure so as to allow them to operate as local public agencies.

Proposal

The following is proposed: revise and expand the existing language in the Food and Agriculture Code which describes "citrus fruit fairs" to create a new category of Fair with the same flexible structure as citrus fruit fairs. This category of fair shall be known as an **"Agricultural Fair"**. Define and describe **Agricultural Fair** using the same language and description as presently define and describe "citrus fruit fair". Permit this new category of **Agricultural Fair** to be governed as a non-profit or as a JPA. Allow District Agricultural Associations, by a majority vote of their Board and by declaration of the Secretary of CDFA, to become **Agricultural Fairs**. Allow likewise for California State Fair and Exposition. Require that **Agricultural Fairs** require transparency as follows: 1) require performance of an annual audit to standards set by the Secretary and 2) conduct their meetings according to the Brown Act. Create a commission, made up of persons with expertise in management of fairs, to advise the Secretary on governance and oversight matters relating to **Agricultural Fairs**.

Tactical Considerations and Actions

Prepare language and pursue legislation to accomplish objectives above. Proposal has characteristics that may help it find traction in current political climate: 1) takes state government out of the Fair business; 2) governance of Fairs devolves to local level; 3) transparency; 4) desire from DAA's to find new structure appropriate for current circumstances; 5) helps Fairs without requiring state funds.

DRAFT

CK-April 12, 2011

6:35 AM

DRAFT

CONCEPT AND PROPOSAL
Revise Ag Code Using Citrus Fair Statute
to Create New Category of Fair: AGRICULTURAL FAIR
DRAFT

1.
CALIFORNIA CODES
FOOD AND AGRICULTURAL CODE
SECTION 4601-4603

4601. Unless the context otherwise requires, the definitions in this chapter govern the construction of this part.

4602. "Association" means a nonprofit corporation or joint powers authority organized and existing under the laws of this state for the purpose of and which engages in conducting and carrying on a citrus fruit fair or agricultural fair.

Deleted: ¶

Deleted: ¶

4603. "Citrus fruit fair" or "agricultural fair" means any citrus fruit fair, citrus fruit fair and exposition, agricultural fair or agricultural fair and exposition which satisfies all of the following requirements:

Comment [CK1]:

Deleted: or

Deleted: ¶

Deleted:

(a) Has been conducted and carried on by an association for not less than four or more than 15 consecutive days during each calendar year for a period of not less than 20 consecutive years.

(b) Citrus fruits or agricultural products are exhibited for prizes and premiums at the fair. The fair has for its purpose the promotion and encouragement of the citrus fruit industry or the agricultural industry of this state.

Deleted: ¶

Deleted: ¶

(1) A district agricultural association which meets the criteria set forth in (a) and (b) above may, by a majority vote of its board of directors and by declaration of the secretary, re-organize itself as an agricultural fair.

Formatted: Bullets and Numbering

(2) By a majority vote of its board of directors and by declaration of the secretary, the California State Fair and Exposition may re-organize itself as an agricultural fair pursuant to this section.

(c) For purposes of this section, "secretary" means the Secretary the Department of Food and Agriculture.

(d) Any fair organized pursuant to this section shall conduct its meetings according to California Government Code Sections 54950-54962, the Ralph M. Brown Act 2000.

ADD Section 4605

4605. Created hereby is the California Agricultural Fairs Commission. The secretary shall appoint seven individuals with expertise in management of fairs, of whom not less than four must be members of a fair board of directors, to advise on oversight and governance matters related to California agricultural fairs. The California Agricultural Fairs Commission may advise the secretary on standards for an annual audit of agricultural fairs pursuant to Section 4652.

Korby
April 2011

DRAFT

2.
CALIFORNIA CODES
FOOD AND AGRICULTURAL CODE
SECTION 4651-4652

4651. The fair shall be deemed to be a fair and association within the meaning of Chapter 1 (commencing with Section 4401), Part 4 of this division and the association so conducting and holding such citrus fruit fair or agricultural fair shall be entitled to participate in the benefits and appropriations provided for in and by Chapter 1 (commencing with Section 4401), Part 4 of this division and shall receive aid, as provided therein and as otherwise provided by law for citrus fruit fairs or agricultural fairs, in the same manner as if such citrus fruit fair or agricultural fairs was being conducted and carried on in the manner provided in and under the previous provisions of Chapter 1 (commencing with Section 4401), Part 4 of this division.

Deleted: ¶

Deleted: ¶

Deleted: ¶

Deleted: ¶

Deleted: ¶

Deleted: ¶

4652. An association conducting a citrus fruit fair or agricultural fair may receive and use, for the citrus fruit fair or the agricultural fair, any money which is appropriated for use of a "citrus fruit fair", "district agricultural association", "fair" or "agricultural fair". The secretary shall oversee standards for annual audit

Deleted: ¶

Deleted: ¶

Deleted: ¶

3.
CALIFORNIA CODES
FOOD AND AGRICULTURAL CODE
SECTION 3001-3003

3001. Unless the context otherwise requires, the definitions in this article govern the construction of the chapter.

3002. "Courtesy pass admission" means any admission, without payment of the admission charge, to any state, county, district, agricultural or citrus fruit fair, except any of the following:

Deleted: ¶

- (a) Credential admission.
- (b) Admission of any child under 12 years of age.
- (c) Admission of any military personnel in uniform.

3003. "Credential admission" means any admission which is authorized by the board of directors of a state, district, agricultural or citrus fruit fair, or by the board of supervisors of a county for admission to a fair without payment of the admission charge when a service is rendered by the person who is admitted which is necessary for the conduct of the fair.

Deleted: ¶

Deleted: ¶

Deleted: ¶

Deleted: ¶

DRAFT

4.
CALIFORNIA CODES
FOOD AND AGRICULTURAL CODE
SECTION 4701-4703

4701. An association that conducts and carries on any agricultural or citrus fruit fair which is eligible to receive apportionments pursuant to Section 19626 of the Business and Professions Code:

Deleted: ¶

(a) Has the same power as a district agricultural association to construct, maintain and operate recreational and cultural facilities of general public interest.

Deleted: ¶

(b) Is an instrumentality of the state for the purposes mentioned in subdivision (a) of this section and in Section 4603.

4702. Upon dissolution of any such association, all of its property, after payment of outstanding debts, shall escheat to the state.

4703. All property of any such association which is used exclusively in conducting agricultural or citrus fruit fairs, and its recreational and cultural facilities which are of general public interest, are exempt from taxation. No affidavit need be filed to claim this exemption.

Deleted: ¶

Deleted: ¶

Deleted: ¶

5.
CALIFORNIA CODES
FOOD AND AGRICULTURAL CODE
SECTION 4401.5-4403

4401.5. (a) The director shall expend an amount not to exceed a total of one hundred thousand dollars (\$100,000) in any fiscal year for any exhibit or exhibits located on any state-supported fair demonstrating, in a creative and innovative manner, the process of production and use of food and fiber from the producer to the consumer in this state.

Comment [CK2]: SECRETARY?

Formatted: Strikethrough

Formatted: Strikethrough

(b) The director shall annually provide for a conference of fair judges to aid the department in prescribing regulations adopted pursuant to Section 4501. The director may expend up to fifteen thousand dollars (\$15,000) in any fiscal year for such purposes.

4402. The department may expend funds appropriated by Section 22 of Chapter 1440 of the Statutes of 1985 in the 1985-86 and 1986-87 fiscal years for capital outlay and deferred and major maintenance projects of a health and safety nature at county fairs, district agricultural association fairs, agricultural fair and citrus fruit fairs.

4403. (a) A county fair, district agricultural association fair, agricultural fair or citrus fruit fair may expend funds for promotional and public relations purposes of the fair.

Deleted: ¶

Deleted: ¶

(b) The department may expend funds for promotional and public

Korby
April 2011

DRAFT

relations purposes for county fairs, agricultural fairs, district agricultural association fairs, and citrus fruit fairs.

Deleted: ¶

6.
CALIFORNIA CODES
FOOD AND AGRICULTURAL CODE
SECTION 3021-3029

3021. Every state, district, county, agricultural fair or citrus fruit fair which receives any money from the State Treasury shall permit the admission without payment of the admission charge of all children 12 years of age or under on at least one day, which is designated by the fair, during each fair period.

Deleted: ¶

Deleted: ¶

Deleted: ¶

Deleted: ¶

3022. If a charge is made for admission to enter a state, district, county, agricultural fair, or citrus fruit fair, the following persons may be admitted to such fairgrounds without the payment of the established admission price:

Deleted: ¶

- (a) Persons with credential admissions.
- (b) Persons with courtesy pass admissions.
- (c) Military personnel in uniform.

3023. A credential admission may be issued to any individual, association, or body that does any of the following:

- (a) Prepares or services any educational, commercial, industrial, livestock, agricultural, horticultural, or viticultural display or exhibit.
- (b) Services, maintains, or operates any concession.
- (c) Renders, through agreement with the fair, a service to fair patrons.
- (d) Renders a necessary public service.
- (e) Safeguards health.
- (f) Provides for public safety.
- (g) Participates in any parade or event which is necessary for the conduct of the fair.

Deleted: ¶

3024. Credential admissions may, also, be issued to any of the following persons:

¶

- (a) Representatives of press, radio, and television personally engaged in obtaining and transmitting public information.
- (b) Ambulance drivers.
- (c) Firemen on duty.
- (d) Repairmen who are necessary to service utilities.
- (e) Employees of the fair.
- (f) State officials in the performance of their duty.

3025. The words "credential admission" shall be printed on each ticket which is issued as a credential admission.

Korby
April 2011

DRAFT

3026. The percentage of courtesy pass admissions to any state, county, district, agricultural fair or citrus fruit fair shall not exceed 4 percent of the gross paid admission to the fair in the preceding calendar year.

Deleted: ¶

3027. A courtesy pass admission is not transferable.

3028. Each fair shall maintain complete records of the number of credential and courtesy pass admissions which are issued for each fair period.

3029. Each fair shall make an annual report to the department, as prescribed by the department, of the total number of credential and courtesy pass admissions issued and honored at the fair.

NOTE:

CERTAIN OTHER SECTIONS OF STATUTE, INCLUDING BUSINESS AND PROFESSIONS CODE, WILL ALSO REQUIRE AMENDMENT.

ABSTRACTS

CITRUS FRUIT FAIR IN AG CODE

1.

CALIFORNIA CODES
FOOD AND **AGRICULTURAL CODE**
SECTION 4601-4603

4601. Unless the context otherwise requires, the definitions in this chapter govern the construction of this part.

4602. "Association" means a nonprofit corporation organized and existing under the laws of this state for the purpose of and which engages in conducting and carrying on a **citrus fruit fair**.

4603. "**Citrus fruit fair**" means any **citrus fruit fair** or **citrus fruit fair** and exposition which satisfies all of the following requirements:

(a) Has been conducted and carried on by an association for not less than four or more than 15 consecutive days during each calendar year for a period of not less than 20 consecutive years.

(b) **Citrus** fruits are exhibited for prizes and premiums at the **fair**. The **fair** has for its purpose the promotion and encouragement of the **citrus** fruit industry of this state.

2.

CALIFORNIA CODES
FOOD AND **AGRICULTURAL CODE**
SECTION 4651-4652

4651. The **fair** shall be deemed to be a **fair** and association within the meaning of Chapter 1 (commencing with Section 4401), Part 4 of this division and the association so conducting and holding such **citrus fruit fair** shall be entitled to participate in the benefits and appropriations provided for in and by Chapter 1 (commencing with Section 4401), Part 4 of this division and shall receive aid, as provided therein and as otherwise provided by law for **citrus fruit fairs**, in the same manner as if such **citrus fruit fair** was being conducted and carried on in the manner provided in and under the previous provisions of Chapter 1 (commencing with Section 4401), Part 4 of this division.

4652. An association conducting a **citrus fruit fair** may receive and use, for the **citrus fruit fair**, any money which is appropriated for use of a "**citrus fruit fair**".

3.
CALIFORNIA CODES
FOOD AND **AGRICULTURAL CODE**
SECTION 3001-3003

3001. Unless the context otherwise requires, the definitions in this article govern the construction of the chapter.

3002. "Courtesy pass admission" means any admission, without payment of the admission charge, to any state, county, district, or **citrus** fruit **fair**, except any of the following:

- (a) Credential admission.
- (b) Admission of any child under 12 years of age.
- (c) Admission of any military personnel in uniform.

3003. "Credential admission" means any admission which is authorized by the board of directors of a state, district, or **citrus** fruit **fair**, or by the board of supervisors of a county for admission to a **fair** without payment of the admission charge when a service is rendered by the person who is admitted which is necessary for the conduct of the **fair**.

4.
CALIFORNIA CODES
FOOD AND **AGRICULTURAL CODE**
SECTION 4701-4703

4701. An association that conducts and carries on any **citrus** fruit **fair** which is eligible to receive apportionments pursuant to Section 19626 of the Business and Professions **Code**:

- (a) Has the same power as a district **agricultural** association to construct, maintain and operate recreational and cultural facilities of general public interest.
- (b) Is an instrumentality of the state for the purposes mentioned in subdivision (a) of this section and in Section 4603.

4702. Upon dissolution of any such association, all of its property, after payment of outstanding debts, shall escheat to the state.

4703. All property of any such association which is used exclusively in conducting **citrus** fruit fairs, and its recreational and cultural facilities which are of general public interest, are exempt from taxation. No affidavit need be filed to claim this exemption.

5.
CALIFORNIA CODES
FOOD AND **AGRICULTURAL CODE**
SECTION 4401.5-4403

4401.5. (a) The director shall expend an amount not to exceed a total of one hundred thousand dollars (\$100,000) in any fiscal year for any exhibit or exhibits located on any state-supported **fair** demonstrating, in a creative and innovative manner, the process of production and use of food and fiber from the producer to the consumer in this state.

(b) The director shall annually provide for a conference of **fair** judges to aid the department in prescribing regulations adopted pursuant to Section 4501. The director may expend up to fifteen thousand dollars (\$15,000) in any fiscal year for such purposes.

4402. The department may expend funds appropriated by Section 22 of Chapter 1440 of the Statutes of 1985 in the 1985-86 and 1986-87 fiscal years for capital outlay and deferred and major maintenance projects of a health and safety nature at county fairs, district **agricultural** association fairs, and **citrus** fruit fairs.

4403. (a) A county **fair**, district **agricultural** association **fair**, or **citrus** fruit **fair** may expend funds for promotional and public relations purposes of the **fair**.

(b) The department may expend funds for promotional and public relations purposes for county fairs, district **agricultural** association fairs, and **citrus** fruit fairs.

6.

CALIFORNIA CODES

FOOD AND **AGRICULTURAL** CODE

SECTION 3021-3029

3021. Every state, district, county, or **citrus** fruit **fair** which receives any money from the State Treasury shall permit the admission without payment of the admission charge of all children 12 years of age or under on at least one day, which is designated by the **fair**, during each **fair** period.

3022. If a charge is made for admission to enter a state, district, county, or **citrus** fruit **fair**, the following persons may be admitted to such fairgrounds without the payment of the established admission price:

- (a) Persons with credential admissions.
- (b) Persons with courtesy pass admissions.
- (c) Military personnel in uniform.

3023. A credential admission may be issued to any individual, association, or body that does any of the following:

- (a) Prepares or services any educational, commercial, industrial, livestock, **agricultural**, horticultural, or viticultural display or exhibit.
- (b) Services, maintains, or operates any concession.
- (c) Renders, through agreement with the **fair**, a service to **fair** patrons.
- (d) Renders a necessary public service.
- (e) Safeguards health.

- (f) Provides for public safety.
- (g) Participates in any parade or event which is necessary for the conduct of the **fair**.

3024. Credential admissions may, also, be issued to any of the following persons:

- (a) Representatives of press, radio, and television personally engaged in obtaining and transmitting public information.
- (b) Ambulance drivers.
- (c) Firemen on duty.
- (d) Repairmen who are necessary to service utilities.
- (e) Employees of the **fair**.
- (f) State officials in the performance of their duty.

3025. The words "credential admission" shall be printed on each ticket which is issued as a credential admission.

3026. The percentage of courtesy pass admissions to any state, county, district, or **citrus** fruit **fair** shall not exceed 4 percent of the gross paid admission to the **fair** in the preceding calendar year.

3027. A courtesy pass admission is not transferable.

3028. Each **fair** shall maintain complete records of the number of credential and courtesy pass admissions which are issued for each **fair** period.

3029. Each **fair** shall make an annual report to the department, as prescribed by the department, of the total number of credential and courtesy pass admissions issued and honored at the **fair**.

7.

CALIFORNIA CODES
FOOD AND **AGRICULTURAL** CODE
SECTION 3021-3029

3021. Every state, district, county, or **citrus** fruit **fair** which receives any money from the State Treasury shall permit the admission without payment of the admission charge of all children 12 years of age or under on at least one day, which is designated by the **fair**, during each **fair** period.

3022. If a charge is made for admission to enter a state, district, county, or **citrus** fruit **fair**, the following persons may be admitted to such fairgrounds without the payment of the established admission price:

- (a) Persons with credential admissions.
- (b) Persons with courtesy pass admissions.
- (c) Military personnel in uniform.

3023. A credential admission may be issued to any individual, association, or body that does any of the following:

(a) Prepares or services any educational, commercial, industrial, livestock, **agricultural**, horticultural, or viticultural display or exhibit.

(b) Services, maintains, or operates any concession.

(c) Renders, through agreement with the **fair**, a service to **fair** patrons.

(d) Renders a necessary public service.

(e) Safeguards health.

(f) Provides for public safety.

(g) Participates in any parade or event which is necessary for the conduct of the **fair**.

3024. Credential admissions may, also, be issued to any of the following persons:

(a) Representatives of press, radio, and television personally engaged in obtaining and transmitting public information.

(b) Ambulance drivers.

(c) Firemen on duty.

(d) Repairmen who are necessary to service utilities.

(e) Employees of the **fair**.

(f) State officials in the performance of their duty.

3025. The words "credential admission" shall be printed on each ticket which is issued as a credential admission.

3026. The percentage of courtesy pass admissions to any state, county, district, or **citrus** fruit **fair** shall not exceed 4 percent of the gross paid admission to the **fair** in the preceding calendar year.

3027. A courtesy pass admission is not transferable.

3028. Each **fair** shall maintain complete records of the number of credential and courtesy pass admissions which are issued for each **fair** period.

3029. Each **fair** shall make an annual report to the department, as prescribed by the department, of the total number of credential and courtesy pass admissions issued and honored at the **fair**.

CORRESPONDENCE

----- Original Message -----

From: [Christopher Korby](#)

To: [Alkire, John](#) ; [Rick Pickering](#) ; [Stephen Chambers](#)

Cc: [George Soares](#) ; [Louie Brown](#)

Sent: April 13, 2011 12:58 PM

Subject: Fw: Some Suggestions for Revisions to Ag Code related to Fair Structure

All,

Please consider this a request that the concept of creating a new "**Agricultural Fair**" structure in statute be added to the discussion items for the WFA/CFA meeting on Friday April 15.

When Stephen and I spoke about this the other day, he mentioned that the WFA advocacy team will continue to focus its efforts toward securing Fair funding, but the team is looking at all options. We'd propose that this concept become one of the options.

While this concept of an new **Agricultural Fair** structure does not include a Fair funding component, it certainly does not preclude continuing efforts to secure Fair funding. It can be viewed as a parallel effort. Both efforts are worthy of support.

In my estimation, the two efforts (i.e., securing Fair funding and creating a new Fair structure: **Agricultural Fair**) are complementary. As drafted, this **Agricultural Fair** proposal is intentionally silent on the subject of funding. It may actually be a better tactic that they proceed separately. This concept for re-structuring may have a better prospect for passage if it is not connected to state funding and presented as bootstrap legislation that could help Fairs succeed by allowing them to step away from state structure.

So far in this session, Fairs have not fared well in budget legislation. There are probably are many legislators who would like to help Fairs in ways that do not require state funds, if there is a way to do so. This proposal aligns with those circumstances.

The re-structuring proposal also includes "transparency" components, important in today's political environment, in the form of open-meeting requirements and audit requirements. Furthermore, it keeps Fairs connected to CDFA through

creation of a California Agricultural Fairs Commission, a body which can be further defined now or later.

If we were successful in modifying Ag Code to allow this new structure, participation on the part of any Fair would be voluntary; the decision to re-structure would begin at the local level. Any Fair that wished to continue as a state agency would be free to do so.

With respect to personnel issues and PERS coverage for employees, contracts with PERS to cover continuing employees can be transferred to local agency-status. There are Fairs that operate now under a local agency contract with PERS. In my estimation, the mechanics of such a transfer are not difficult. The difficulty, if there is one, will be how Fairs pay for the benefits.

If you wish, we can offer a reference to an Human Resources JPA that could advise on and manage a personnel transition of this sort.

With respect to potential union opposition, I believe that any responsible union representatives would be interested in preserving jobs for as many members as they can. For smaller to medium-size DAA's, with no state funding available, the choice may be re-structure or go out of business; going out of business means loss of jobs. I can't imagine why the SEIU or any other union group wouldn't be willing to talk about strategies that preserve public sector jobs in the current environment.

These are difficult times and we hope every possible solution on the table for discussion. The approach outlined in this proposal may work for some Fairs, it may not work for others. If it might help some Fairs survive or operate more efficiently, it's worth exploring. In any event, we need to look at all the options.

Thanks for your consideration.

Respectfully offered,
--Chris

Christopher Korby
Executive Director
California Authority of Racing Fairs
916-263-3348

CALIFORNIA FAIRS



**PLANNING FOR THE FUTURE
OF
AGRICULTURAL FAIRS
IN CALIFORNIA**

***PRESERVING A HERITAGE
BUILDING FOR THE FUTURE***

JULY 29, 2011

**DRAFT
PROPOSAL**

PLANNING FOR THE FUTURE OF AGRICULTURAL FAIRS IN CALIFORNIA

PLANNING FOR THE FUTURE OF AGRICULTURAL FAIRS IN CALIFORNIA

◀TABLE OF CONTENTS ▶

	Page
PREFACE.....	—
MAPPING THE PROCESS FOR CHANGE.....	—
INTRODUCTION.....	—
ASSUMPTIONS AND BACKGROUND CONSIDERATIONS.....	—
PROSPECTIVE FAIRS' GOVERNANCE STRUCTURES.....	—
• Agricultural Fair (Citrus Fair model)	
• Joint Powers Authority (JPA)	
• Incorporation into a County or Municipality	
• Special District	
• Special Statutory Entity	
• Other	
EMPLOYEES.....	—
FAIRGROUNDS REAL PROPERTY.....	—
A CALIFORNIA AGRICULTURAL FAIRS COMMISSION.....	—
FUNDING AND PROSPECTIVE REVENUES.....	—
CONCLUSION.....	—
DOC REFERENCE: 2A	

PLANNING FOR THE FUTURE OF AGRICULTURAL FAIRS IN CALIFORNIA

PREFACE

Agricultural Fairs have been an important part of life in California since the days of the Gold Rush. Fairs provide important economic, emergency and social services to the communities in which they reside. Fairs employ thousands of Californians. Fairs support California agriculture, a foundation industry of this state's economy and social life. Fairs intersect with three pillars of California commerce: tourism; entertainment and agriculture. Fairs are woven into the fabric of life in California.

In light of the state's financial duress and because future state funding for Fairs is in question, Governor Brown has asked California Department of Food and Agriculture Secretary Karen Ross to "develop a comprehensive policy for Fairgrounds", including a review of "the feasibility to restructure the governance" of California's agricultural Fairs.

The revised state budget, released on May 16, contained the following statement:

"The Secretary of Food and Agriculture will develop a plan to be included in the Governor's 2012-13 budget, addressing the future operation, maintenance, and oversight of the network of California fairs, including real and personal property and the feasibility to restructure the governance of the fairs within this network."

In response to the Governor's directive, the Secretary has convened a consortium of Fair industry representatives to prepare recommendations for her consideration. Under the Secretary's leadership, the consortium will be exploring ways in which Fairs can maintain their long-standing mission of public service and support of agriculture in a manner consistent with Governor Brown's direction.

To that end, these thoughts, observations and suggestions are respectfully submitted for consideration. They are offered by a long-time friend of the Fair industry in the spirit of stimulating discussion on matters important to its future.

Christopher Korby
July 25, 2011

PLANNING FOR THE FUTURE OF AGRICULTURAL FAIRS IN CALIFORNIA

MAPPING THE PROCESS FOR CHANGE

- **Define goals and objectives**
- **Defining the framework for planning**
 - Identify elements to address in planning
 - Fair governance and structure
 - Stakeholders
 - Fair employees
 - Fairgrounds property
 - Funding: Earned revenues; subsidies, grants; allocations; horse racing; other gaming revenue; licensing; endorsements; sponsorships
 - Maintaining strong connections to California Agriculture
 - Other
- **Public policy considerations**
 - Role and benefits of Fairs
 - Connection to agriculture
 - Role of horse racing and/or other forms of gaming as revenue source(s) for Fairs
 - Social importance
 - Benefits both to state and to local communities
 - Economic importance & role as employer
 - Other
- **Road map for change**
 - Draft requisite legislation
 - Create *Playbook for Change* to assist Fair decision-makers
 - Develop menu of governance and re-structuring options
 - Create platform for resources to assist with change using existing institutions: legal; economic; financial; legislative
 - Funding for planning and transition
 - Implementation team
- **Sustainable business models for Fairs, consistent with policy considerations**

Prospective tagline for planning effort:
California's Agricultural Fairs
Preserving a Heritage; Building for the Future

PLANNING FOR THE FUTURE OF AGRICULTURAL FAIRS IN CALIFORNIA

INTRODUCTION

After the recent passage of budget legislation that eliminated Fair funding from the General Fund, each of California's District Agricultural Associations find themselves in the unenviable position of functioning as a state agency, with all the associated limitations, costs and requirements of that status, yet without the corresponding benefit of receiving public funding. Now is the time to create an opportunity, through changes in legislation, for DAA's to re-organize into a more flexible and agile structure. **As Fairs plan for the future, it's important that the industry and individual Fairs find new, innovative and diversified sources of revenue so as to no longer be reliant on public funding. Well-considered, alternative Fair governance structures could allow Fairs the entrepreneurial freedom to pursue a broad spectrum of innovative and diversified revenue opportunities.**

Elimination of Fair funding may also create the necessity to re-organize the manner in which the Fair industry is organized at the state level.

A state-level Fair industry organization could be structured to assist in finding new, innovative and diversified revenue sources from efforts and enterprises in the following areas: 1) branding and sponsorships; 2) marketing partnerships and agreements; 3) certification of products or merchandise; product endorsements (such as feed or pharmaceuticals for livestock shown at Fairs); 4) licensing; 5) merchandizing of products; 6) revenues from gaming activities, such as horse racing, tribal casinos, and internet wagering whether in the form of license fees or as an operator. Thoughts and considerations on a re-structured state-level organization for the Fair industry appear below in the sections entitled **A CALIFORNIA AGRICULTURAL FAIRS COMMISSION**.

This document will suggest approaches to a spectrum of issues which the Fair industry and stakeholders may wish to explore as they plan for the future. These may include the following: 1) role and purpose of Fairs, including their mission of public service and support of agriculture; 2) California public policy with respect to Fairs; 2) review of prospective governance structures appropriate for Fairs in the future; 3) new, innovative and diversified funding sources for Fairs and for the Fair industry; 4) Fair industry organization at the State level.

PLANNING FOR THE FUTURE OF AGRICULTURAL FAIRS IN CALIFORNIA

ASSUMPTIONS AND BACKGROUND CONSIDERATIONS

Certain assumptions and background considerations inform this planning process. These include the following.

- Elimination funding for Fairs from the FY 2011-12 State Budget will likely result in the **necessity to re-structure District Agricultural Association Fairs.**
- Elimination of Fair funding will likely result in the **necessity to re-structure the state-level organization of California's agricultural Fairs.**
- California's agricultural Fairs are an important part of the social fabric of California life. Fairs play an important role of public service in their local communities.
- California's agricultural Fairs sit astride three pillars of the California economy: agriculture; entertainment; tourism.
- California's agricultural Fairs employ thousands of Californians and create \$____ billion [*confirm number*] in economic impact.
- Section 4601 ff of the Agricultural Code describes and enables formation of California Citrus Fairs. The Citrus Fair model may provide an alternative governance structure for District Agricultural Associations seeking to restructure.
- A Joint Powers Authority model may also provide an alternative governance structure for District Agricultural Associations seeking to restructure.
- California's agricultural Fairs will recognize the necessity to form a non-governmental statewide California Agricultural Fairs Commission to promote, certify, self-regulate and generally protect the interest of the CA Fair industry.
- A Fairs Commission may include the following organizational considerations: governance structure; purpose; scope of authority; management structure; membership and criteria for membership, including voting rights; mechanisms for self-regulation to protect interest of industry; prospective revenue sources; determination of annual budget.
- **Any new Fair governance structure should allow Fairs the entrepreneurial freedom to pursue a broad spectrum revenue opportunities. The Fair industry and individual Fairs must find new, innovative and diversified sources of revenue so as to no longer be reliant on public funding.**

PLANNING FOR THE FUTURE OF AGRICULTURAL FAIRS IN CALIFORNIA

PROSPECTIVE FAIR GOVERNANCE STRUCTURES

As noted in the opening paragraphs above, elimination of Fair funding has created the necessity for DAA's to re-organize into a more flexible, entrepreneurial and agile structure. Governor Brown and Secretary Ross, recognizing that CDFA and existing state-level Fair organizations have the obligation to lead this transition to a new future, have directed that the industry initiate a program of planning for the future of agricultural Fairs in California. The Secretary's consortium of stakeholders is the forum in which those discussions will begin.

The Secretary of Food and Agricultural has directed that Fair industry stakeholders undertake a program of planning to respond to the changing necessities of the Fair industry.

Each of the following Fair governance structures is a possibility for DAA's contemplating re-structuring. Each structure, its benefits and its characteristics could be described in more detail in a *California's Agricultural Fairs: Play-Book for Change*.

- **Agricultural Fair based on a citrus Fair model.**
- **Joint Powers Authority in association with a City/County/other Fair(s).**
- **County department or agency.**
- **City department or agency.**
- **Special District.**
- **Special Statutory Entity**
- **Other**

One element of planning, transition and change could be preparation of planning guidelines entitled *California's Agricultural Fairs: Play-Book for Change* that describes choices, plans and actions that may be taken by individual DAA Fairs at the local level. In the interest of stimulating discussion along these lines, it is suggested that DAA's may select from the menu of new structures described in this document as they contemplate how they organize themselves for the future.

PLANNING FOR THE FUTURE OF AGRICULTURAL FAIRS IN CALIFORNIA

PROSPECTIVE FAIRS' GOVERNANCE STRUCTURES AGRICULTURAL FAIR

California Food and Agricultural Code (Sections 4601ff.) provides for and describes a category of Fair known as a "citrus fruit fair". The structure of a citrus fruit fair is often acknowledged as the most flexible existing fair structure in statute, insofar as it allows certain characteristics accorded a public agency and certain characteristics accorded a private entity.

Objective

Create a new category of fair known as an **Agricultural Fair**, structured in a manner similar to citrus fruit fairs; allow DAA's to re-organize into this new structure so as to allow them to operate as local public agencies.

Proposal

The following is proposed: revise and expand the existing language in the Food and Agriculture Code which describes "citrus fruit fairs" to create a new category of Fair with the same flexible structure as citrus fruit fairs. This category of fair shall be known as an **"Agricultural Fair"**. Define and describe **Agricultural Fair** using the same language and description as presently define and describe "citrus fruit fair". Permit this new category of **Agricultural Fair** to be governed as a non-profit or as a JPA. Allow District Agricultural Associations, by a majority vote of their Board and by declaration of the Secretary of CDFA, to become **Agricultural Fairs**. Allow likewise for California State Fair and Exposition. Require that **Agricultural Fairs** operate with transparency per following: 1) require performance of an annual audit to standards set by the Secretary and 2) conduct their meetings according to the Brown Act. Create a commission, made up of persons with expertise in management of fairs, to advise the Secretary on governance and oversight matters relating to agricultural fairs.

Tactical Considerations and Actions

Prepare language and pursue legislation to accomplish objectives above. Proposal has characteristics that may help it find traction in current political climate: 1) takes state government out of the Fair business; 2) governance of Fairs devolves to local level; 3) transparency; 4) desire from DAA's to find new structure appropriate for current circumstances; 5) helps Fairs without requiring state funds.

PLANNING FOR THE FUTURE OF AGRICULTURAL FAIRS IN CALIFORNIA

PROSPECTIVE FAIR GOVERNANCE STRUCTURES: AGRICULTURAL FAIR

This Page Intentionally Left Blank

for

Insertion of Language Describing Fairs Structured as

Agricultural Fair

**PLANNING FOR THE FUTURE
OF AGRICULTURAL FAIRS IN CALIFORNIA**

**PROSPECTIVE FAIR GOVERNANCE STRUCTURES:
JOINT POWERS AUTHORITY**

This Page Intentionally Left Blank

for

Insertion of Language Describing JPA Structure for Fairs

PLANNING FOR THE FUTURE OF AGRICULTURAL FAIRS IN CALIFORNIA

PROSPECTIVE FAIR GOVERNANCE STRUCTURES:

INCORPORATION OF A FAIR INTO A COUNTY OR A MUNICIPALITY

This Page Intentionally Left Blank

for

**Insertion of Language Describing Incorporation of a Fair into a County or a
Municipality**

PLANNING FOR THE FUTURE OF AGRICULTURAL FAIRS IN CALIFORNIA

PROSPECTIVE FAIR GOVERNANCE STRUCTURES: SPECIAL DISTRICT

This Page Intentionally Left Blank for Description of Fair Structured as a Special District

**PLANNING FOR THE FUTURE
OF AGRICULTURAL FAIRS IN CALIFORNIA**

**PROSPECTIVE FAIR GOVERNANCE STRUCTURES:
SPECIAL STATUTORY ENTITY**

**This Page Intentionally Left Blank for Description of Fair Structured as a Special
Statutory Entity**

PLANNING FOR THE FUTURE OF AGRICULTURAL FAIRS IN CALIFORNIA

EMPLOYEES

Continuation of CalPERS Benefits for Fair Employees

Continuation of CalPERS' benefits for Fair employees will be one of the most important and sensitive issues to tackle in planning for re-structuring of Fairs. **Our objective: maintain and continue a CalPERS benefits' package for Fair employees equivalent to or better than that in place presently.** To that end, it would be advisable to open discussion with CalPERS as soon as possible on the subject. CalPERS can advise as to the best approach to follow.

It is suggested that Fairs consider use of an existing JPA (e.g., CFSA) to act as "public agency employer" for those Fairs who might prefer a third-party entity to handle employment and HR matters. This could be an available option.

Here are a few suggestions for discussion items that might open the dialog with CalPERS.

1. What sort of PERS retirement and medical benefit package could be available for employees of a Fair if the Fair re-structured as a non-profit, a JPA or a special district?
2. What is the nature of the CalPERS contract with Cloverdale Citrus Fair?
3. What's the definition of a "public agency employer" for purposes of determining eligibility for CalPERS-contracted coverage?
4. Would re-structured District Agricultural Associations fit the PERS' definition of "public agency employer" for purposes of determining eligibility for CalPERS-contracted coverage?
5. How does PERS determine eligibility for coverage under "public agency" contracts? Who within CalPERS makes the determination? What characteristics must an agency demonstrate to ensure eligibility for PERS-contracted coverage?
6. What would be the mechanism for transferring current employee service credit if an employee moved from a District Agricultural Association employer to a public agency or other category of employer? Would an employee be required to leave employment at one agency and be re-hired at the new agency?
7. Can CalPERS cite examples of similar organizational re-structuring in which the

PLANNING FOR THE FUTURE OF AGRICULTURAL FAIRS IN CALIFORNIA

carryover/transfer of CalPERS benefits has been successfully carried out?

EMPLOYEES (cont'd)

8. What is the menu of coverage options that might be available to a re-structured Fair public agency employer? Could the employee benefits package exceed the coverage presently available to DAA's?
9. Would there be any economy-of-scale or other value in negotiating a public agency contract with CalPERS through a single agency on behalf of a group of Fairs?
10. Here's a link to the CalPERS website for interested employers.

<http://www.calpers.ca.gov/index.jsp?bc=/employer/interested/home.xml>

Employee Representation by Unions

It is suggested that discussions begin as soon as possible to include unions that presently represent Fair employees to join in the discussions of managing change for the future. Fair employees are our most important resource; good labor relations during this process of change are critical to its success. Our deep and abiding concern during this planning process is to keep California's agricultural Fairs vital and healthy and providing jobs for Californians.

- ### -

PLANNING FOR THE FUTURE OF AGRICULTURAL FAIRS IN CALIFORNIA

FAIRGROUNDS REAL PROPERTY

Ownership of Fairgrounds properties around the state of California exhibits a wide spectrum of characteristics. These may include a variety of local ownership circumstances at individual Fairgrounds: ownership by the state of California, ownership by counties; municipalities; private bequests; private ownership with restrictive covenants or combinations of the forgoing. Fairgrounds ownership circumstances include instances in which the aggregated parcels of property which constitute a Fairgrounds are owned by different entities and have covenants or other legal limitations on use or disposition.

Meaningful re-structuring of Fairgrounds governance entities would include an arrangement under which use and/or disposition of Fairgrounds property is handled in a manner that assures stability for the Fairs' continuing mission of public service and support of California agriculture and commerce. Such arrangement might include the following:

- **Fairgrounds remain under present ownership with agreements for continuing use by Fair.** This arrangement could assure that Fairgrounds property could be used for Fairs' continuing mission of public service and support of California agriculture. Long-term lease agreements could assure stability for this continuing use. This arrangement could include the Fairgrounds remaining under state ownership.
- **Other**
- **Relief from tax liabilities for Fairgrounds property** should be a component of planning and legislation related to any change in status for Fairgrounds' properties. Such relief might take a variety of forms, but should address relief on property taxes, possessory interest taxes, etc. Such relief is consistent with the public service use of Fairgrounds.

PLANNING FOR THE FUTURE OF AGRICULTURAL FAIRS IN CALIFORNIA

RE-STRUCTURING AT THE STATE LEVEL: A CALIFORNIA AGRICULTURAL FAIRS COMMISSION

Conceptual Considerations

Elimination of Fair funding may also create the necessity to re-organize the manner in which the Fair industry is organized at the state level.

While reviewing the prospects and possibilities for these restructurings, the author considered the manner in which other industries have organized themselves in response to analogous needs. Included in this consideration were professional sports leagues (major league baseball; NFL; etc), the CA Tourism Board and California agricultural commodity marketing boards. Each type of structure and organization has elements and characteristics which may lend themselves to consideration by the Fair industry as it deliberates choices on the road ahead.

The CA Fair industry may wish to consider the following organizational aspects as they may apply to a state-level entity which represents and protects its interests.

- Governance structure
- Purpose and scope of authority
- Management structure
- Membership
- Criteria for membership
- Voting rights
- Self-regulation to protect interest of industry
- Prospective revenue sources
- Determination of annual budget

Please see assorted constitutions, by-laws and other foundation documents for analogous industry organizations in *Supplemental Attachments*.

PLANNING FOR THE FUTURE OF AGRICULTURAL FAIRS IN CALIFORNIA

RE-STRUCTURING AT THE STATE LEVEL: *A CALIFORNIA AGRICULTURAL FAIRS COMMISSION* **Governing Principles & Prospective Structure**

The Fair industry may wish to consider formation of a **California Agricultural Fairs Commission** to promote, certify, self-regulate and generally protect the interest of the CA Fair industry. These suggestions are offered in the spirit of stimulating discussion on this important matter.

Such a Commission might conduct its affairs as follows.

- Operate as a public entity but not a governmental agency.
- Operate as a business league maintained for the benefit of member Fairs.
- A Board of Directors would govern Commission affairs, appoint a Commissioner and approve the Commission's annual budget.
- The Board of Directors might be selected as follows: three Directors will be Fair managers elected by regional member Fairs from three regions, Northern, Central and Southern; three Directors will be elected at large and must be Fair CEO's, Fair Directors or associated with the Fair industry; one Director will be a Public Director appointed by the California Secretary of Food and Agriculture.
- Maintain offices in Sacramento.
- Be constituted so as to be capable of entering into contracts and incurring indebtedness on behalf of member Fairs.
- Be constituted so as to be capable of negotiating sponsorship, licensing, merchandizing or marketing agreements on behalf of its member Fairs.
- Adopt standards and protocols for health, safety and financial solvency of member Fairs and Fair vendors.
- Be constituted with authority to certify or de-certify member Fairs and Fair vendors.
- Adopt and enforce standards for certification of member Fairs.
- Only certified Fairs may be voting members.
- **Guiding principles:** Public education; financially self-sustaining; responsible management; community service and strengthening bonds to CA production agriculture.

PLANNING FOR THE FUTURE OF AGRICULTURAL FAIRS IN CALIFORNIA

RE-STRUCTURING AT THE STATE LEVEL: A CALIFORNIA AGRICULTURAL FAIRS COMMISSION

Prospective Funding Sources

Elimination of Fair funding from the state's budget will also create the necessity to find new funding sources, not only for Fairs at the local level but for any state-level organization which represents Fairs. If the CA Fair industry elects to proceed with formation of a California Agricultural Fairs Commission, one of its principle objectives will be to find funding to support and to promote the network of California Fairs. A California Agricultural Fairs Commission might consider funding from the following sources.

- License fees from service members and vendors.
- Statewide sponsorships, with a focus on CA agriculture-related industries.
- Develop statewide templates for local sponsorships.
- Branding and marketing partnerships or agreements; certification of products (i.e., *Good Housekeeping*); product endorsements (such as feed or pharmaceuticals for livestock shown at Fairs); licensing and merchandizing of products.
- Revenues from gaming activities, whether in the form of license fees or as an operator: horse racing; tribal casinos; internet wagering.
- Fees for services.
- **Check-off's**, as in CA agricultural commodity Marketing Boards.

PLANNING FOR THE FUTURE OF AGRICULTURAL FAIRS IN CALIFORNIA

CONCLUSION

As noted earlier in this document, Agricultural Fairs have been woven into the fabric of their local communities in California since the days of the Gold Rush. Fairs provide important economic, emergency and social services to the communities in which they reside. Fairs employ thousands of Californians. Fairs support California agriculture, a foundation industry of this state's economy and social life. Fairs intersect with three pillars of California commerce: tourism; entertainment and agriculture. Fairs are an important part of life in California.

Now more than ever, it's time for leadership in the Fair industry and in California's agricultural sector to lay out a sensible and realistic new future for California Fairs. This new future may include significant re-structuring both at the local and at the State-wide level. The new future must include diversified and innovative revenue sources that move Fairs away from reliance on State allocations. California's agricultural Fairs can draw on a proud heritage as they build for a new future.

CALIFORNIA'S AGRICULTURAL FAIRS:
PRESERVING A HERITAGE; BUILDING FOR THE FUTURE

##

SUMMARY

HANDLE AND ATTENDANCE REPORTS

RACING AT NORTHERN CALIFORNIA FAIRS 2011

Through August 31, 2011

	On-track Handle	On-track Attendance	NorCal Satellite Handle	Out-of- State Handle	NCal Plus O-o-S	Days Run in 2010	Days Run in 2011
San Joaquin	+ 16%	+ 49%	+ 11%	+ 26 %	+ 16 %	5	4
Alameda	+ 2%	+ 3%	+ 2 %	+ 9 %	+ 4 %	14	13
Cal Expo	+7%	+2%	-1%	+20%	+6%	10	9
Sonoma	0%	+7%	-9%	-12%	-12%	15	15
Humboldt	-13%	-23%	-68%	-27%	-24%	8	8
Fresno	[Runs in October]						

Reference:

GGF Spring
(thru 6/12)

- 5 %

+ 2 %

- 4 %

- 21 %

- 11 %

August 31, 2011

SAN JOAQUIN COUNTY FAIR COMPARISON REPORT

Date: Sunday, June 20, 2010 9 STK / 9 HP / 6 HAS / 8 BP / 7 CD / 7 WB
Day # 5 9 AP / 8 MP / 4 Lap Clear & Fast
Notes: Importing nine races from Hollywood Park featuring the Will Rodgers Stakes (first race post 1:00 PM), six races from Hastings Park (third race post 11:01 AM), eight races from Belmont Park w/the Mike Lee Stakes (third race post 11:04 AM), seven races from Churchill Downs (fourth race post 11:24 AM), seven races from Woodbine Racecourse including the Hill "N" Dale Stakes (fourth race post 11:29 AM), nine races from Arlington Park (second race post 11:30 AM), eight races from Monmouth Park including the Bernie Dowd Hep and the Anderson Fowler Sdk (fifth race post 11:50 AM), and four races from La Plata (eleventh race post 3:00 PM). Exporting nine races south. No carryover pools today. Closing day of the 2010 San Joaquin County Fair. San Jose closed today due to power outage.

	Attn Today	Attn To Date	Handle Today	Handle To Date
Anderson	16	62	2,613.70	14,031.20
Bakersfield	84	295	18,486.80	68,017.30
Emreka	0	0	0.00	0.00
Fresno	48	230	24,254.90	83,185.50
Fresno Club One	24	81	18,945.40	51,844.90
Golden Gate Fields	913	2,710	278,375.50	782,685.20
Monterey	56	236	21,361.40	84,631.40
Pleasanton	509	1,586	168,539.10	534,904.90
Sacramento	273	948	74,544.80	301,168.10
San Mateo	758	2,466	269,627.00	859,081.70
San Jose	0	1,205	0.00	303,797.10
Santa Rosa	180	561	34,488.90	128,929.70
Tulare	35	156	8,793.00	40,860.50
Turlock	77	321	32,488.70	107,003.60
Vallejo	190	683	51,840.00	198,698.40
N-Cal Off Track	3,163	11,560	1,004,359.20	3,558,839.50
On Track	2,949	8,364	240,646.50	741,552.70
N-Cal Totals	6,112	19,924	1,245,005.70	4,300,392.20
Out Of State	n/a	n/a	471,288.95	1,539,292.19
N-Cal + Out of State	6,112	19,924	1,716,294.65	5,839,684.39
S-Cal On N-Cal	n/a	n/a	388,230.90	1,098,814.80
N-Cal/S-Cal/Out of State	6,112	19,924	2,104,525.55	6,938,499.19
All Source Live Handle	n/a	n/a	1,257,134.05	3,821,129.79
Live Handle in N-Cal	n/a	n/a	397,614.20	1,183,022.80
Import Race Handle	n/a	n/a	847,391.50	3,117,369.40
N-Cal On S-Cal	n/a	n/a	402,201.00	1,281,527.30

Date: Sunday, June 19, 2011 9 STK / 9 HP / 8 WB / 9 AP / 8 BP / 12 Lap / 7 CD / 5 MP
Day # 4 8 HAS / 7 MAR / 3 ED Clear & Fast
Notes: Importing nine races from Hollywood Park featuring the Desert Stormer Stakes, eight races from Woodbine Racecourse w/the Steady Growth Stakes (third race post 10:57 AM), nine races from Arlington Park (first race post 11:00 AM), eight races from Belmont Park including the Noble Nashua Stakes (third race post 11:04 AM), twelve races from La Plata (third race post 11:10 AM), seven races from Churchill Downs (fourth race post 11:19 AM), five races from Monmouth Park featuring the Anderson Fowler Sdk & the Bernie Dowd Sdk (sixth race post 12:25 PM), eight races from Hastings Park (first race post 1:20 PM), seven races from Maroonas Racetrack (eleventh race post 1:55 PM), and three races from Emerald Downs (sixth race post 3:36 PM). Exporting nine races south. No carryover pools today. Closing day of the 2011 San Joaquin County Fair.

Attn Today	Attn To Date	Handle Today	Handle To Date	Attn % Change Today	Attn % Change To Date	Handle % Change Today	Handle % Change To Date
19	67	4,974.60	18,232.30	19%	8%	90%	30%
90	373	18,663.90	69,378.20	7%	26%	1%	2%
0	0	0.00	0.00	0%	0%	0%	0%
72	246	15,950.40	57,172.30	50%	7%	-34%	-31%
18	91	10,857.10	40,843.20	-25%	12%	-43%	-21%
818	2,931	234,332.80	890,751.10	-10%	8%	-16%	14%
57	322	15,293.70	93,564.80	2%	36%	-28%	11%
419	1,634	136,460.30	517,757.70	-18%	3%	-19%	-3%
254	923	79,597.70	309,065.90	-7%	-3%	7%	3%
673	2,783	221,834.80	968,329.90	-11%	13%	-18%	13%
380	1,755	106,925.20	471,379.50	100%	46%	100%	55%
156	616	28,454.30	125,605.30	-13%	6%	-17%	-3%
42	160	13,304.00	48,321.20	20%	3%	51%	18%
67	362	24,958.40	128,614.90	-13%	13%	-23%	20%
168	698	48,366.40	214,303.90	-12%	2%	-7%	8%
3,233	12,961	959,973.60	3,953,320.20	2%	12%	-4%	11%
3,548	12,421	249,567.70	857,545.30	20%	49%	4%	16%
6,781	25,382	1,209,541.30	4,810,865.50	11%	27%	-3%	12%
n/a	n/a	566,589.42	1,945,849.63	n/a	n/a	20%	26%
6,781	25,382	1,776,130.72	6,756,715.13	n/a	n/a	3%	16%
n/a	n/a	378,912.30	1,180,991.20	n/a	n/a	-2%	7%
6,781	25,382	2,155,043.02	7,937,706.33	n/a	n/a	2%	14%
n/a	n/a	1,329,228.32	4,399,189.73	n/a	n/a	6%	15%
n/a	n/a	383,726.60	1,272,348.90	n/a	n/a	-3%	8%
n/a	n/a	825,814.70	3,538,516.60	n/a	n/a	-3%	14%
n/a	n/a	347,261.20	1,199,212.50	n/a	n/a	-14%	-6%

ALAMEDA COUNTY FAIR COMPARISON REPORT

Date: Sunday, July 11, 2010 10 ACF / 9 HP / 9 AP / 8 BP / 7 WB / 8 MP / 8 HAS
Day # 15 3 LD / 5 SI / 4 ED Clear & Fast

Notes: Importing nine races from Hollywood Park featuring the Ladahue Stakes, nine races from Arlington Park (first race post 11:00 AM), eight races from Belmont Park (third race post 11:04 AM), seven races from Woodbine Racecourse w/the Ontario Jockey Club Stk & the Bison City Stk (fourth race post 11:28 AM), eight races from Monmouth Park featuring the John McSorley Stk & the Spruce Fir Handicap (fifth race post 11:50 AM), eight races from Hastings Park including the Chris Loseth Hep (first race post 1:40 PM), three races from Louisiana Downs (seventh race post 2:18 PM), five races from San Isidro (eleventh race post 2:45 PM), and four races from Emerald Downs w/the Governor's Cup (third race post 3:17 PM). Exporting ten races south featuring the Sam J. Whiting Memorial Handicap, Alameda County Fair Pick Six Carryover \$ 4,221.84, Hollywood Park Pick Six Carryover \$ 514,127.54, World Cup Finals with Spain vs0 Netherlands @ 11:30 AM, Los Angeles Angles @ Oakland A's, 1:05 PM, Closing day of the 2010 Alameda County Fair.

	Attn Today	Attn To Date	Handle Today	Handle To Date
Anderson	21	264	4,454.80	72,735.10
Bakersfield	97	1,101	20,079.90	273,019.10
Burling	0	0	0.00	0.00
Fresno	77	905	23,977.10	325,637.40
Fresno Club One	24	321	17,696.20	194,651.70
Golden Gate Fields	859	9,456	269,401.30	2,890,947.20
Monterey	85	609	26,646.40	211,829.80
Sacramento	338	3,445	98,013.20	1,244,774.20
San Jose	424	6,279	101,079.40	1,484,473.90
San Mateo	828	8,433	266,564.40	3,553,982.30
Santa Rosa	173	2,157	36,791.80	521,830.60
Stockton	252	2,761	61,319.50	744,303.10
Tulare	43	604	15,413.40	157,809.30
Turlock	71	1,221	22,101.80	371,916.80
Vallejo	195	2,059	65,355.70	685,704.10
N-Cal Off Track	3,487	39,615	1,028,844.90	12,733,614.60
On Track	5,238	52,972	488,681.40	4,997,692.80
N-Cal Totals	8,725	92,587	1,517,526.30	17,731,307.40
Out Of State	n/a	n/a	741,497.18	7,741,300.09
N-Cal + Out of State	8,725	92,587	2,259,023.48	25,472,607.49
S-Cal On N-Cal	n/a	n/a	560,708.20	5,104,893.70
N-Cal/S-Cal/Out of State	8,725	92,587	2,819,731.68	30,577,501.19
All Source Live Handle	n/a	n/a	1,851,122.08	18,611,614.79
Live Handle in N-Cal	n/a	n/a	548,916.70	5,765,421.00
Import Race Handle	n/a	n/a	968,609.60	11,965,886.40
N-Cal On S-Cal	n/a	n/a	475,700.00	4,829,765.30

Date: Sunday, July 10, 2011 10 ACF / 9 HP / 8 WB / 9 AP / 8 BP / 12 LaP / 8 LD / 5 MP
Day # 13 8 HAS / 7 CHS / 2 ED Clear & Fast

Notes: Importing nine races from Hollywood Park, eight races from Arlington Park (first race post 11:00 AM), eight races from Belmont Park (third race post 11:04 AM), twelve races from La Plata (third race post 11:10 AM), eight races from Louisiana Downs (second race post 11:51 AM), five races from Monmouth Park with the Wolf Hill Stakes (sixth race post 12:25 PM), eight races from Hastings Park featuring the New Westminster Stakes (first race post 1:50 PM), seven races from CH Santiago (eleventh race post 1:55 PM), and two races from Emerald Downs (fifth race post 4:07 PM). Exporting ten races south including the \$ 50,000 Sam J. Whiting Memorial Handicap, Alameda County Pick Six Carryover \$ 4,485.63, No carryover pools at Hollywood Park today, Closing day of the 2011 Alameda County Fair.

Attn Today	Attn To Date	Handle Today	Handle To Date	Attn % Change Today	Attn % Change To Date	Handle % Change Today	Handle % Change To Date
23	253	6,059.90	62,987.50	10%	-4%	36%	-13%
73	1,210	14,874.20	276,273.80	-25%	10%	-26%	1%
0	0	0.00	0.00	0%	0%	0%	0%
66	921	17,378.30	269,780.30	-14%	2%	-28%	-17%
16	310	8,186.70	170,452.50	-33%	-3%	-54%	-12%
823	9,879	261,748.20	3,075,633.70	-4%	4%	-3%	6%
81	742	29,531.60	246,769.20	-5%	22%	11%	16%
311	3,409	107,092.40	1,303,769.70	-8%	-1%	9%	5%
410	5,155	119,579.20	1,525,328.30	-3%	-18%	18%	3%
746	9,017	300,821.00	3,483,844.30	-10%	7%	13%	-2%
162	2,286	35,837.00	525,725.30	-6%	6%	-3%	1%
207	2,666	45,302.10	697,091.80	-18%	-3%	-26%	-6%
39	584	11,731.00	170,732.80	-9%	-3%	-24%	8%
87	1,145	23,916.40	354,819.30	23%	-6%	8%	-5%
180	2,292	53,194.10	764,037.90	-8%	11%	-19%	11%
3,324	39,869	1,035,252.10	12,927,246.40	-8%	1%	1%	2%
5,421	54,751	497,267.80	5,121,552.70	3%	3%	2%	2%
8,645	94,620	1,532,519.90	18,048,799.10	-1%	2%	1%	2%
n/a	n/a	854,005.67	8,403,726.69	n/a	n/a	15%	9%
8,645	94,620	2,386,585.57	26,452,525.79	n/a	n/a	6%	4%
n/a	n/a	518,504.20	4,915,660.80	n/a	n/a	-8%	-4%
8,645	94,620	2,905,089.77	31,368,186.59	n/a	n/a	3%	3%
n/a	n/a	1,974,455.47	18,977,889.09	n/a	n/a	7%	2%
n/a	n/a	601,885.60	5,658,501.60	n/a	n/a	10%	-2%
n/a	n/a	930,634.30	12,390,297.50	n/a	n/a	-4%	4%
n/a	n/a	419,844.20	4,765,031.50	n/a	n/a	-12%	-1%

CALIFORNIA STATE FAIR COMPARISON REPORT

Date: Sunday, July 25, 2010 9 CSF / 9 DM / 9 AP / 8 SAR / 9 MP / 7 WB
Day # 10 6 LD / 8 HAS / 4 PAL Clear & Fast
Notes: Importing nine races from Del Mar featuring the \$ 100,000 California Dreamin Handicap & the \$ 150,000 Sa Clemente Handicap, nine races from Arlington Park (first race post 11:00 AM), eight races from Saratoga Racecourse w/the Sanford Stks (third race post 11:06 AM), nine races from Monmouth Park including the Tryo Stks (fourth race post 11:20 AM), seven races from Woodbine Racecourse (fourth race post 11:28 AM), six races from Louisiana Downs (fourth race post 12:49 PM), eight races from Hastings Park (first race post 1:40 PM), and four races from Palermo Park (eleventh race post 3:00 PM). Exporting nine races south. California State Fair Pick Six Carryover \$ 4,038,14 Del Mar Pick Six Carryover \$ 184,879,71 Closing day of the 2010 California State Fair Meet.

	Attn Today	Attn To Date	Handle Today	Handle To Date
Anderson	24	184	7,904.70	53,424.10
Bakersfield	110	767	20,416.00	167,702.00
Eureka	0	0	0.00	0.00
Fresno	72	618	21,791.80	208,591.70
Fresno Club One	22	195	11,076.50	95,220.40
Golden Gate Fields	920	6,216	300,848.10	2,031,107.60
Monterey	72	552	21,945.00	166,087.60
Pleasanton	445	3,209	156,017.90	1,220,232.30
San Jose	390	2,984	144,753.10	935,623.40
San Mateo	845	6,172	339,022.70	2,296,428.10
Santa Rosa	178	1,417	43,119.20	334,180.70
Stockton	239	1,861	59,392.90	490,323.80
Tulare	49	409	18,313.50	99,353.00
Turlock	87	776	24,383.90	208,785.90
Vallejo	192	1,521	68,078.40	466,188.40
N-Cal Off Track	3,645	26,881	1,237,063.70	8,773,249.00
On Track	6,740	30,026	272,843.30	1,758,295.00
N-Cal Totals	10,385	56,907	1,509,907.00	10,531,644.00
Out Of State	n/a	n/a	504,964.90	3,847,049.38
N-Cal + Out of State	10,385	56,907	2,014,871.90	14,378,693.38
S-Cal On N-Cal	n/a	n/a	408,518.10	2,853,634.20
N-Cal/S-Cal/Out of State	10,385	56,907	2,423,390.00	17,232,327.58
All Source Live Handle	n/a	n/a	1,298,989.80	9,335,819.98
Live Handle in N-Cal	n/a	n/a	385,506.80	2,635,136.40
Import Race Handle	n/a	n/a	1,124,400.20	7,896,507.60
N-Cal On S-Cal	n/a	n/a	538,923.80	3,561,912.80

Date: Sunday, July 24, 2011 10 CSF / 9 DM / 8 WB / 9 AP / 8 SAR / 7 CoL / 9 MP / 12 SI
Day # 9 9 LD / 8 HAS / 8 ED Clear / Hot & Fast
Notes: Importing Del Mar races from California Dreamin' Chp and the San Clemente Chp, eight races from Woodbine Racecourse w/the Nijinsky Stk (third race post 10:58 AM), nine races from Arlington Park (first race post 11:00 AM), eight races from Saratoga Racecourse including the Irish Linnet Stk and the Sanford Stk (third race post 11:04 AM), seven races from Colonial Downs (fourth race post 11:10 AM), nine races from Monmouth Park featuring the Desert Vixen Stk (fourth race post 11:20 AM), twelve races from San Isidro (third race post 11:25 AM), nine races from Louisiana Downs (first race post 11:25 AM), eight races from Hastings Park (first race post 1:50 PM), and eight races from Emerald Downs w/the Mount Rainer Handicap (first race post 2:00 PM). Exporting ten races south. California State Fair Pick Six Carryover \$ 7,847.16 Del Mar has no carryover pools today. Closing day of the 2011 California State Fair Meet.

Attn Today	Attn To Date	Handle Today	Handle To Date	Attn % Change Today	Attn % Change To Date	Handle % Change Today	Handle % Change To Date
18	144	6,559.90	48,041.00	-25%	-22%	-17%	-10%
79	822	19,877.70	205,646.20	-28%	7%	-3%	23%
0	0	0.00	0.00	0%	0%	0%	0%
79	606	18,722.30	133,865.80	10%	-2%	-14%	-36%
13	170	8,459.90	101,140.70	-41%	-13%	-24%	6%
782	5,933	277,184.20	1,877,500.20	-15%	-5%	-8%	-8%
69	673	25,266.90	223,316.90	-4%	22%	15%	34%
577	3,335	146,461.60	1,147,469.60	30%	4%	-6%	-6%
410	3,766	145,354.20	1,010,735.30	5%	26%	0%	8%
813	6,141	343,942.50	2,315,907.90	-4%	-1%	1%	1%
171	1,396	39,049.30	315,654.90	-4%	-1%	-9%	-6%
212	1,666	53,071.10	478,555.90	-11%	-10%	-11%	-2%
41	395	11,422.70	117,312.60	-16%	-3%	-38%	18%
92	763	28,302.20	236,694.60	6%	-2%	16%	13%
191	1,507	61,921.60	480,828.60	-1%	-1%	-9%	3%
3,547	27,317	1,185,596.10	8,692,670.21	-3%	2%	-4%	-1%
6,403	30,879	260,118.20	1,887,106.60	-5%	3%	-5%	7%
9,950	58,196	1,445,714.30	10,579,776.81	-4%	2%	-4%	0%
n/a	n/a	589,214.99	4,608,088.28	n/a	n/a	17%	20%
9,950	58,196	2,034,929.29	15,187,865.09	n/a	n/a	1%	6%
n/a	n/a	409,638.50	2,694,916.60	n/a	n/a	0%	-6%
9,950	58,196	2,444,567.79	17,882,781.69	n/a	n/a	1%	4%
n/a	n/a	1,383,267.29	9,902,889.28	n/a	n/a	6%	6%
n/a	n/a	384,413.80	2,599,884.40	n/a	n/a	0%	-1%
n/a	n/a	1,061,300.50	7,979,892.41	n/a	n/a	-6%	1%
n/a	n/a	446,841.30	3,294,381.80	n/a	n/a	-17%	-8%

SONOMA COUNTY FAIR COMPARISON REPORT

Date: Sunday, August 15, 2010 12 SCF / 9 DM / 9 AP / 8 SAR / 7 WB / 8 MP
Day # 15 8 HAS / 5 LAP / 3 MAR / 7 ED Clear & Fast
Notes: Importing nine races from Del Mar featuring the John C. Mabee Stakes, nine races from Arlington Park (first race post 11:00 AM), eight races from Saratoga Racecourse including the Adirondack Stk (third race post 11:06 AM), seven races from Woodbine Racecourse including the Victoriana Stk and the Breeders Stk (fourth race post 11:28 AM), eight races from Monmouth Park featuring the Incredible Revenge Stk (fifth race post 11:48 AM), eight races from Hastings Park (first race post 1:40 PM), five races from La Plata (tenth race post 2:30 PM), three races from Maroons Racetrack (eleventh race post 2:40 PM), and seven races from Emerald Downs w/the Emerald Downs Derby (third race post 3:17 PM). Exporting twelve races south featuring the Wine County Handicap (Quarters), Del Mar Pick Six Carryover \$ 846,824.21. Del Mar Super High Five Carryover \$ 41,357.73. Sonoma County Carryovers: Pick Six \$ 3,470.21. Super High Five \$ 4,341.56. Sonoma County Fair Derby Dog Dash. Closing day of the 2010 Sonoma County Fair.

	Attn Today	Attn To Date	Handle Today	Handle To Date
Anderson	21	342	4,609.90	84,996.30
Bakersfield	113	1,392	26,039.90	333,054.80
Rendale	n/a	n/a	20,496.60	86,967.40
Fresno	89	1,111	22,309.30	338,722.50
Fresno Club One	26	352	13,893.20	196,749.40
Golden Gate Fields	1,038	10,859	313,807.70	3,403,857.30
Monterey	59	924	17,980.70	308,647.10
Pleasanton	516	5,659	197,812.40	2,165,082.20
Sacramento	334	3,675	123,384.70	1,342,759.00
San Jose	475	5,562	132,269.00	1,638,090.20
San Mateo	907	10,642	324,605.20	3,985,711.90
Stockton	245	3,106	59,902.40	887,602.70
Tulare	56	697	13,757.80	173,277.40
Turlock	114	1,431	28,914.90	400,147.90
Vallejo	198	2,585	69,447.80	786,203.80
N-Cal Off Track	4,191	48,337	1,369,231.50	16,101,869.90
On Track	1,642	39,101	260,122.90	4,007,623.90
N-Cal Totals	5,833	87,438	1,629,354.40	20,109,493.80
Out Of State	n/a	n/a	742,733.88	10,971,548.27
N-Cal + Out of State	5,833	87,438	2,372,088.28	31,081,042.07
S-Cal On N-Cal	n/a	n/a	574,892.90	6,200,480.40
N-Cal/S-Cal/Out of State	5,833	87,438	2,946,981.18	37,281,522.47
All Source Live Handle	n/a	n/a	1,851,714.78	23,846,859.07
Live Handle in N-Cal	n/a	n/a	534,088.00	6,674,830.40
Import Race Handle	n/a	n/a	1,095,266.40	13,434,663.40
N-Cal On S-Cal	n/a	n/a	560,052.80	6,247,982.20

Date: Sunday, August 14, 2011 9 SCF / 10 DM / 9 MP / 8 WB / 9 AP / 8 SAR / 9 LD / 13 MAR
Day # 15 8 HAS / 8 ED / 7 MoP Clear & Fast
Notes: Importing ten races from Del Mar featuring the John C. Mabee Stakes, nine races from Monmouth Park (third race post 10:50 AM), eight races from Woodbine Racecourse w/the Victoria Stakes (third race post 10:58 AM), nine races from Arlington Park (nine races from Arlington Park (first race post 11:00 AM), eight races from Saratoga Racecourse including the Adirondack Stakes (third race post 11:06 AM), nine races from Louisiana Downs (first race post 11:25 AM), thirteen races from Maroons Racetrack (first race post 11:30 AM), eight races from Hastings Park (first race post 1:50 PM), eight races from Emerald Downs featuring the Emerald Downs Derby (second race post 2:33 PM), and seven races from Mountainer Park (first race post 4:00 PM). Exporting nine races south featuring the \$ 50,000 Canyonier Juvenile Stakes. Sonoma County Fair Pick Six Carryover \$ 1,062.36. Sonoma County Fair Super High Five Carryover \$ 1,698.19. Del Mar Pick Six Carryover \$ 142,756.11. Sonoma County Fair Derby Dog Dash. Closing day of the 2011 Sonoma County Fair.

Attn Today	Attn To Date	Handle Today	Handle To Date	Attn % Change Today	Attn % Change To Date	Handle % Change Today	Handle % Change To Date
14	228	3,583.40	72,819.30	-33%	-33%	-22%	-14%
94	1,282	18,783.30	278,945.60	-17%	-8%	-28%	-16%
0	28	17,450.30	61,570.50	n/a	n/a	-15%	-29%
74	1,026	13,387.90	256,826.90	-17%	-8%	-40%	-24%
12	248	12,548.80	178,568.10	-54%	-30%	-10%	-9%
828	9,635	272,463.00	3,166,971.40	-20%	-11%	-13%	-7%
72	1,108	25,882.20	366,384.40	22%	20%	44%	19%
427	4,965	145,277.10	1,710,724.50	-17%	-12%	-27%	-21%
299	2,928	94,172.10	1,171,350.80	-10%	-20%	-24%	-13%
465	5,455	159,511.30	1,678,927.50	-2%	-2%	21%	2%
809	9,811	307,686.60	3,653,020.10	-11%	-8%	-5%	-8%
214	2,693	56,007.70	782,782.00	-13%	-13%	-7%	-12%
38	616	9,558.80	166,192.60	-32%	-12%	-31%	-4%
92	1,188	37,089.80	409,104.80	-19%	-17%	28%	2%
177	2,099	50,837.10	689,163.80	-11%	-19%	-27%	-12%
3,615	43,310	1,224,209.40	14,643,352.30	-14%	-10%	-11%	-9%
3,135	41,926	337,633.30	4,020,278.60	91%	7%	30%	0%
6,750	85,236	1,561,842.70	18,663,630.90	16%	-3%	-4%	-7%
n/a	n/a	815,415.78	9,643,908.89	n/a	n/a	10%	-12%
6,750	85,236	2,377,258.48	28,307,539.79	n/a	n/a	0%	-9%
n/a	n/a	411,582.70	5,144,748.00	n/a	n/a	-28%	-17%
6,750	85,236	2,788,841.18	33,452,287.79	n/a	n/a	-5%	-10%
n/a	n/a	1,705,065.58	20,665,707.89	n/a	n/a	-8%	-13%
n/a	n/a	478,067.10	5,877,051.00	n/a	n/a	-10%	-12%
n/a	n/a	1,083,775.60	12,786,579.90	n/a	n/a	-1%	-5%
n/a	n/a	552,942.10	5,225,246.40	n/a	n/a	-1%	-16%

HUMBOLDT COUNTY FAIR COMPARISON REPORT

Date: Sunday, August 22, 2010 10 HCF / 9 DM / 9 AP / 8 SAR / 7 FE / 7 WB
Day # 8 8 MP / 4 LD / 2 MAR / 5 SI / 3 ED Clear & Fast
Notes: Importing nine races from Del Mar featuring the Rancho Bernardo Hcp & Solano Baech Stk, nine races from Arlington Park (first race post 11:00 AM), eight races from Saratoga Racecourse w/the Woodford Reserve Lake Placid Stk (third race post 11:06 AM), seven races from Fort Erie (third race post 11:24 AM), seven races from Woodbine Racecourse including the Belle Mahone Stk and the Sky Classic Stk (fourth race post 11:28 AM), eight races from Monmouth Park w/the Trenton Stks and the Colts Neck Hcp (fifth race post 11:48 AM), four races from Louisiana Downs (sixth race post 1:49 PM), two races from Maroonas Racetrack (eleventh race post 2:35 PM), five races from San Isidro (tenth race post 2:40 PM), and three races from Emerald Downs featuring the Longacres Mile (sixth race post 4:46 PM). Exporting ten races south including the Cream City Mule Hcp, the Ferrandale Arab Stk, and the C.J. Hindley Humboldt County Marathon. Humboldt County Super High Five C/O \$ 5,487.49. Pick Six C/O \$ 1,655.19. Closing day of the 2010 Humboldt County Fair.

	Attn Today	Attn To Date	Handle Today	Handle To Date
Anderson	22	186	3,998.40	29,176.90
Bakersfield	98	755	21,687.30	114,648.70
Fresno	92	632	25,540.60	117,978.20
Fresno Club One	21	172	12,204.70	58,040.60
Golden Gate Fields	805	5,823	310,191.90	1,280,273.40
Monterey	71	523	22,249.40	107,040.90
Pleasanton	409	3,078	145,416.00	739,380.40
Sacramento	311	2,122	104,550.90	466,283.50
San Jose	375	3,060	120,790.90	535,867.90
San Mateo	867	5,741	305,278.90	1,287,500.60
Santa Rosa	172	723	43,858.10	212,189.90
Stockton	235	1,680	60,582.50	302,383.90
Tulare	47	380	15,970.80	65,378.80
Turlock	90	767	23,241.10	125,034.70
Vallejo	192	1,343	55,238.90	253,170.40
N-Cal Off Track	3,807	26,985	1,270,800.40	5,694,348.80
On Track	4,363	24,920	155,673.30	792,946.90
N-Cal Turb	8,170	51,905	1,426,473.70	6,487,295.70
Out Of State	n/a	n/a	491,582.50	1,949,331.23
N-Cal + Out of State	8,170	51,905	1,918,056.20	8,436,626.93
S-Cal On N-Cal	n/a	n/a	414,239.20	1,792,452.50
N-CalS-CalOut of State	8,170	51,905	2,332,295.40	10,229,079.43
All Source Live Handle	n/a	n/a	1,256,589.40	5,497,685.43
Live Handle in N-Cal	n/a	n/a	350,767.70	1,755,901.70
Import Race Handle	n/a	n/a	1,075,706.00	4,731,394.00
N-Cal On S-Cal	n/a	n/a	445,673.80	1,872,558.60

Date: Sunday, August 21, 2011 10 HCF
Day # 8 Clear & Fast
Notes: Exporting ten races south. First race post at Calder Racecourse 10:49 AM, Monmouth Park 10:50 AM, CH Santiago 10:50, Woodbine Racecourse 10:58 AM, Arlington Park 11:00 AM, Saratoga Racecourse 11:06 AM, Louisiana Downs 11:25 AM, Golden Gate Fields 12:45 PM, Del Mar 2:00 PM, San Isidro 2:05 PM, Humboldt County Fair 2:07 PM, and Emerald Downs 2:33 PM. No carryover pools at Humboldt County. Del Mar Pick Six Carryover \$ 50,000.. Cream City Mule Hcp, Ferrandale Arabian Stakes, and the C.J. Hindley-Humboldt County Marathon Handicap. Closing day of the 2011 Humboldt County Fair.

Attn Today	Attn To Date	Handle Today	Handle To Date	Attn % Change Today	Attn % Change To Date	Handle % Change Today	Handle % Change To Date
17	125	575.80	7,402.30	-23%	-33%	-86%	-75%
81	646	2,409.80	34,893.70	-17%	-14%	-89%	-70%
89	597	3,265.70	35,492.80	-3%	-6%	-87%	-70%
10	122	482.60	22,351.10	-52%	-29%	-96%	-61%
n/a	2,946	41,095.20	365,073.30	n/a	-49%	-87%	-71%
76	600	4,436.90	62,607.10	7%	15%	-80%	-42%
388	2,768	12,037.90	200,983.40	-5%	-10%	-92%	-73%
274	1,828	11,051.00	148,513.40	-12%	-14%	-89%	-68%
465	3,310	11,134.80	188,971.60	24%	8%	-91%	-65%
717	5,251	27,281.80	392,667.40	-17%	-9%	-91%	-70%
169	751	4,732.80	89,018.70	-2%	4%	-89%	-58%
219	1,463	6,443.80	93,478.80	-7%	-13%	-89%	-69%
40	312	1,955.20	16,799.40	-15%	-18%	-88%	-74%
80	641	4,011.30	46,819.70	-11%	-16%	-83%	-63%
185	1,239	8,263.00	96,303.60	-4%	-8%	-85%	-62%
2,810	22,599	139,177.60	1,801,376.30	-26%	16%	-89%	-68%
3,958	19,306	133,176.90	686,728.70	-9%	23%	-14%	-13%
6,768	41,905	272,354.50	2,488,105.00	-17%	-19%	-81%	-62%
n/a	n/a	308,416.67	1,416,797.89	n/a	n/a	-37%	-27%
6,768	41,905	580,771.17	3,904,902.89	n/a	n/a	-70%	-54%
n/a	n/a	215,026.30	1,013,822.80	n/a	n/a	-48%	-43%
6,768	41,905	795,797.47	4,918,725.69	n/a	n/a	-66%	-52%
n/a	n/a	795,797.47	3,774,622.69	n/a	n/a	-37%	-31%
n/a	n/a	272,354.50	1,344,002.00	n/a	n/a	-22%	-23%
n/a	n/a	0.00	1,144,103.00	n/a	n/a	-100%	-76%
n/a	n/a	0.00	446,276.50	n/a	n/a	-100%	-76%

CALIFORNIA AUTHORITY OF RACING FAIRS

2010-2011 Race Dates

	2010	2011
FAIR:		
STOCKTON	5	4
PLEASANTON	14	13
SACRAMENTO	10	9
SANTA ROSA	15	15
FERNDALE	8	8
FRESNO	10	9

	CATEGORY	SITE NAME	LOCATION	TRA Code
1	OTB	AmWest Entertainment	KY	
2	ADW - REB	AmWest Entertainment - ADW	SD	AWA,AW1, AWS
3	OTB	AmWest Entertainment - Greenbrier Resort	WV	GBR
4	OTB	AmWest Entertainment - Rider's Up OTB	SD	SFA
5	OTB	AmWest Entertainment - Time Out Lounge	SD	RCT
6	OTB	AmWest Entertainment - Triple Crown	SD	NSC
7	Thoroughbred	Arapahoe Park	CO	ARP
8	Thoroughbred*	Arapahoe Park - So. Colo. Gaming & Event Center	CO	PUE
9	Thoroughbred*	Arapahoe Park - Havana Park	CO	HAV
10	Thoroughbred*	Arapahoe Park - Mile High Greyhound Park	CO	MHK
11	Thoroughbred*	Arapahoe Park - Softball Country	CO	SCY
12	Thoroughbred*	Arapahoe Park - The 8 Track at Bank 8 Billiards	CO	GJO
13	Thoroughbred*	Arapahoe Park - Post Time	CO	PTT
14	Thoroughbred*	Arapahoe Park - Copperhead Road	CO	CHD
15	Thoroughbred*	Arapahoe Park - Red & Jerry's	CO	RAJ
16	ADW - REG	Arapahoe - COPOW	CO	CAW
17	INTL - Racetrack	Arima Race Club (Santa Rosa Park)	Trinidad/Tobago	ARC
18	INTL - OTB	Arima Race Club - Arima OTB	Trinidad/Tobago	ARA
19	INTL - OTB	Arima Race Club - Curepe OTB	Trinidad/Tobago	AR3
20	INTL - OTB	Arima Race Club - Park Street Betting Shop	Trinidad/Tobago	AR1
21	INTL - OTB	Arima Race Club - St. James OTB	Trinidad/Tobago	AR2
22		Arima Race Club - Santa Rosa Park	Trinidad/Tobago	AR4
23	INTL - OTB	Arima Race Club - Keate Street OTB	Trinidad/Tobago	ARK
24	INTL - OTB	Arima Race Club - Union Park OTB	Trinidad/Tobago	ARU
25	Thoroughbred - CDI	Arlington Park	IL	API
26	Thoroughbred	Arlington Park - 111th Street OTB	IL	
27	Thoroughbred	Arlington Park - Alton OTB	IL	
28	Thoroughbred	Arlington Park - Aurora OTB	IL	
29	Thoroughbred	Arlington Park - Bloomington OTB	IL	
30	Thoroughbred	Arlington Park - Capitol OTB	IL	
31	Thoroughbred	Arlington Park - Crestwood OTB	IL	
32	Thoroughbred	Arlington Park - Elk Grove Village OTB	IL	
33	Thoroughbred	Arlington Park - Fairmount Park	IL	
34	Thoroughbred	Arlington Park - Adams Rib and Ale House	IL	
35	Thoroughbred	Arlington Park - Joliet OTB	IL	
36	Thoroughbred	Arlington Park - Mokena OTB	IL	
37	Thoroughbred	Arlington Park - Niles OTB	IL	
38	Thoroughbred	Arlington Park - North Aurora OTB	IL	
39	Thoroughbred	Arlington Park - Oakbrook Terrace OTB	IL	
40	Thoroughbred	Arlington Park - Yorkville OTB	IL	
41	Thoroughbred	Arlington Park - Route 3 OTB	IL	
42	Thoroughbred	Arlington Park - Stretch Run OTB	IL	
43	Thoroughbred	Arlington Park - Trackside (Arlington)	IL	
44	Thoroughbred	Arlington Park - Trackside (Chicago)	IL	
45	Thoroughbred	Arlington Park - Trackside (Hodgkins)	IL	
46	Thoroughbred	Arlington Park - Trackside (Waukegan Sundance)	IL	
47	Thoroughbred	Arlington Park - Trackside (Lockport)	IL	
48	Thoroughbred	Arlington Park - Trackside (McHenry)	IL	
49	Thoroughbred	Arlington Park - Trackside (Quad City Downs)	IL	
50	Thoroughbred	Arlington Park - Trackside (Rockford)	IL	
51	Thoroughbred	Arlington Park - Trackside (South Beloit)	IL	
52	Thoroughbred	Arlington Park - Trackside (South Elgin)	IL	
53	Thoroughbred	Arlington Park - Trackside (Waukegan)	IL	
54	Thoroughbred	Arlington Park - University Teletrack	IL	
55	Thoroughbred	Arlington Park - Urbana OTB	IL	
56	Thoroughbred	Arlington Park - Wauconda OTB	IL	
57	Thoroughbred - CAN	Assiniboia Downs	Canada	ASD
58	ADW - REG*	Assiniboia Downs - Account Wagering (TAB)	Canada	TSD
59	ADW - REG*	Assiniboia Downs - Account Wagering (TONE)	Canada	

California Authority of Racing Fairs
California Interstate Export Locations 2012
Secondary Sites

	CATEGORY	SITE NAME	LOCATION	TRA Code
60	Thoroughbred*	Assiniboia Downs - Canad Inn (Regent)	Canada	
61	Thoroughbred*	Assiniboia Downs - McPhillips Street Station Casino	Canada	MSS
62	Thoroughbred*	Assiniboia Downs - Alfie's Restaurant & Billiards	Canada	GBI
63	Thoroughbred*	Assiniboia Downs - Central Hotel	Canada	
64	Thoroughbred*	Assiniboia Downs - Green Brier Inn	Canada	
65	Thoroughbred*	Assiniboia Downs - Club Regent Casino	Canada	
66	Thoroughbred*	Assiniboia Downs - Pembina Hotel	Canada	PMX
67	Thoroughbred*	Assiniboia Downs - The Quest Inn	Canada	QIN
68	Thoroughbred*	Assiniboia Downs - Windsor Park Inn	Canada	WPI
69	CAS - NJ	Atlantic City Casinos	NJ	CSS
70	CAS - NJ	Atlantic City Casinos - Bally's Atlantic City	NJ	BRP
71	CAS - NJ	Atlantic City Casinos - Borgata Hotel Casino and Spa	NJ	BRG
72	CAS - NJ	Atlantic City Casinos - Caesars Atlantic City Hotel/Casino	NJ	CAE
73	CAS - NJ	Atlantic City Casinos - Harrah's Resort Atlantic City	NJ	HRA
74	CAS - NJ	Atlantic City Casinos - Showboat Casino Hotel	NJ	SBT
75	CAS - NJ	Atlantic City Casinos - Trump Taj Mahal	NJ	TTM
76	Thoroughbred - MA	Atlantic City Race Course	NJ	ATL
77	INTL - CAS	Atlantis Paradise Island Casino	Bahamas	ATB
78	Thoroughbred	Atokad Downs (Horsemen's Park contract)	NE	ATO
79	ADW - REB	Avatar Ventures	ND	AVA, ADH
80	Standardbred	Balmoral Park	IL	BPR
81		Balmoral Park ADW (Betzotic)		
82	Standardbred	Balmoral Park - See Arlington Park for Secondary Outlets		
83	Standardbred-CAN	Barrie Raceway	Canada	BAR
84	Standardbred	Batavia Downs	NY	BTB
85	Thoroughbred - CA	Bay Meadows (Closed)	CA	
86	INTL -	Bet Fair Games Ltd.	Europe	
87	Thoroughbred - SRC	Beulah Park	OH	BEU
88	ADW - NAT	Beulah Park - BetPad ADW (Closed?)	OR	
89	Greyhound	Birmingham Race Course	AL	BHM
90	Greyhound	Birmingham Race Course - Victoryland	AL	VLD
91	Thoroughbred - TRI	Blue Ribbon Downs	OK	
92	OTB	Bucking Horse Sale, Inc. (Eastern MT Fairgrounds) - separate pool	MT	
93	Standardbred	Buffalo Raceway	NY	BUR
94	Standardbred - CA	Cal Expo	CA	
95	Standardbred - CA	Cal Expo - See Bay Meadows and Del Mar for Secondary Outlets	CA	
96	Thoroughbred - CDI	Calder Race Course	FL	CRC
97	Thoroughbred*	Calder Race Course - Bonita Springs	FL	
98	Thoroughbred*	Calder Race Course - Dania Jai Alai	FL	DJA
99	Thoroughbred*	Calder Race Course - Daytona Kennel Club	FL	DBK
100	Thoroughbred*	Calder Race Course - Derby Lane	FL	SPK
101	Thoroughbred*	Calder Race Course - Ebro Kennel Club	FL	EBG
102	Thoroughbred*	Calder Race Course - Jefferson County Kennel Club	FL	
103	Thoroughbred*	Calder Race Course - Ft. Pierce Jai Alai	FL	
104	Thoroughbred*	Calder Race Course - Gulfstream Park	FL	GPB
105	Thoroughbred*	Calder Race Course - Hamilton Jai Alai	FL	
106	Thoroughbred*	Calder Race Course - Hollywood Greyhound (Mardi Gras)	FL	HKB
107	Thoroughbred*	Calder Race Course - Jacksonville Kennel Club	FL	
108	Thoroughbred*	Calder Race Course - Ft. Pierce Alai	FL	
109	Thoroughbred*	Calder Race Course - Ocala Breeder Sales	FL	OBS
110	Thoroughbred*	Calder Race Course - Ocala Jai Alai	FL	OJA
111	Thoroughbred*	Calder Race Course - Orange Park Kennel Club	FL	OPB
112	Thoroughbred*	Calder Race Course - Florida Jai Alai	FL	
113	Thoroughbred*	Calder Race Course - St. Petersburg Kennel Club	FL	
114	Thoroughbred*	Calder Race Course - Pensacola Greyhound	FL	
115	Thoroughbred*	Calder Race Course - Pompano Park	FL	PPB
116	Thoroughbred*	Calder Race Course - Sanford Orlando Kennel Club	FL	ORR
117	Thoroughbred*	Calder Race Course - Sarasota Kennel Club	FL	SKB
118	Thoroughbred*	Calder Race Course - St. Johns Kennel Club	FL	SJB

California Authority of Racing Fairs
California Interstate Export Locations 2012
Secondary Sites

	CATEGORY	SITE NAME	LOCATION	TRA Code
119	Thoroughbred*	Calder Race Course - Tampa Bay Downs (see Tampa for rates)	FL	TAM
120	Thoroughbred*	Calder Race Course - Tampa Greyhound	FL	TKC
121	INTL - OTB	Caliente (Separate Pool)	Latin America	
122	INTL - OTB	Caliente - refer to Caliente agreement for secondary sites		
123	INTL - Racetrack	Camarero Race Track (Separate Pool)	Puerto Rico	
124	INTL - Racetrack	Camarero Race Track - refer to Camarero agreement for secondary sites	Puerto Rico	
125	Thoroughbred	Canterbury Park	MN	
126	OTB - NY	Capital District OTB	NY	CDO
127	OTB - NY	Capital District OTB - refer to NY OTB agreement for secondary sites	NY	
128	ADW - REG	Capital District OTB Internet Wagering	NY	
129	Thoroughbred - CA	CARF	CA	
130	Thoroughbred - CA	CARF - See Golden Gate for Secondary Outlets		
131	OTB - NY	Catskills OTB	NY	CAR
132	OTB - NY	Catskill OTB - refer to NY OTB agreement for secondary sites	NY	
133	ADW - REG	Catskill OTB Internet Wagering	NY	
134	INTL - Racetrack	Caymanas Race Track (Separate Pool)	Jamaica	
135	Thoroughbred - MA	Charles Town Race Course	WV	CTR
136	Standardbred - CAN	Charlottetown Driving Park (thru Red Shores)	Canada	
137	CAS - TRI	Choctaw Racing Services	OK	
138	CAS - TRI	Choctaw Racing Services - Bordertown	OK	
139	CAS - TRI	Choctaw Racing Services - Chickasaw (Ada)	OK	
140	CAS - TRI	Choctaw Racing Services - Chickasaw (Newcastle)	OK	
141	CAS - TRI	Choctaw Racing Services - Chickasaw (Riverwind)	OK	
142	CAS - TRI	Choctaw Racing Services - Chickasaw (Thackerville)	OK	
143	CAS - TRI	Choctaw Racing Services - Comanche Nation Casino	OK	
144	CAS - TRI	Choctaw Racing Services - Durant	OK	
145	CAS - TRI	Choctaw Racing Services - Idabel	OK	
146	CAS - TRI	Choctaw Racing Services - McAlester	OK	
147	CAS - TRI	Choctaw Racing Services - Pocola	OK	
148	Thoroughbred - CDI	Churchill Downs	KY	CDG
149	Thoroughbred	Churchill Downs - Kentucky Downs	KY	KDG
150	Thoroughbred	Churchill Downs - KOTB - (Corbin)	KY	COG
151	Thoroughbred	Churchill Downs - KOTB (Jamestown)	KY	JAG
152	Thoroughbred	Churchill Downs - KOTB (Lexington)	KY	KOT
153	Thoroughbred	Churchill Downs - KOTB (Maysville)	KY	MAG
154	Thoroughbred	Churchill Downs - KOTB (U-Bet: Hazard)	KY	HAG
155	Thoroughbred	Churchill Downs - Players Bluegrass Downs	KY	BLG
156	Thoroughbred	Churchill Downs - Thunder Ridge	KY	PRG
157	CAS - TRI	Cities of Gold Sports Bar (Pojoaque) thru LVDC contract	NM	POJ
158	Standardbred - CAN	Clinton Raceway	Canada	CLT
159	INTL -	Club Hipica Inturf (Colombia)		401
160	Thoroughbred - MA	Colonial Downs	VA	CLD
161	ADW - REG	Colonial Downs - ADW (VA only)	VA	CDP
162	Thoroughbred	Colonial Downs - Alberta OTB	VA	
163	Thoroughbred	Colonial Downs - Chesapeake Indian River OTB	VA	
164	Thoroughbred	Colonial Downs - Mulligans OTB	VA	CDZ
165	Thoroughbred	Colonial Downs - Hampton OTB	VA	
166	Thoroughbred	Colonial Downs - Finn McCool's OTB	VA	
167	Thoroughbred	Colonial Downs - Richmond Broad Street OTB	VA	
168	Thoroughbred	Colonial Downs - Richmond Hull Street OTB	VA	
169	Thoroughbred	Colonial Downs - Scott County OTB	VA	
170	Thoroughbred	Colonial Downs - Vinton OTB	VA	
171	Thoroughbred	Columbus Races	NE	CLS
172	OTB	Connecticut OTB	CT	CTB
173	OTB	Connecticut OTB - Bradley Teletheater	CT	
174	OTB	Connecticut OTB - Bristol	CT	
175	OTB	Connecticut OTB - New Britain	CT	
176	OTB	Connecticut OTB - Norwalk	CT	
177	OTB	Connecticut OTB - Milford	CT	

California Authority of Racing Fairs
California Interstate Export Locations 2012
Secondary Sites

	CATEGORY	SITE NAME	LOCATION	TRA Code
178	OTB	Connecticut OTB - East Haven	CT	
179	OTB	Connecticut OTB - Hartford	CT	
180	OTB	Connecticut OTB - Shoreline Star	CT	BJA
181	OTB	Connecticut OTB - Sports Haven	CT	
182	OTB	Connecticut OTB - Torrington	CT	
183	OTB	Connecticut OTB - Waterbury	CT	
184	OTB	Connecticut OTB - Putnam	CT	
185	OTB	Connecticut OTB - Manchester	CT	
186	OTB	Connecticut OTB - New London	CT	
187	OTB	Connecticut OTB - Willimantic	CT	
188	OTB	Connecticut OTB - John Martin's Manor Restaurant	ME	WAT
189	ADW - REG	Connecticut OTB - ADW	CT	CTA
190	CAS - TRI	Connecticut OTB - Paragon Casino	LA	PAR
191	CAS - TRI	Connecticut OTB - Ho-Chunk Casino and Racebook	WI	HOK
192	CAS - TRI	Connecticut OTB - Mohegan Sun Casino	CT	SUN
193	CAS - TRI	Connecticut OTB - Oneida Bingo and Casino	WI	ONO
194	INTL - OTB	Connecticut OTB - Pony Bar Simulcast Center (Millenium site)	St. Thomas	UVI
195	INTL - OTB	Connecticut OTB - Tote Investment Racing	Barbados	BBS
196	INTL - Racetrack	Connecticut OTB - Clinton Phipps Race Track (Millenium site)	St. Thomas	CPA
197	INTL - Racetrack	Connecticut OTB - Randall James Racetrack	St. Croix	JDR
198	INTL - CAS	Connecticut OTB - Millenium Racing	St. Thomas	MLM
199	INTL - CAS	Connecticut OTB - Royal Beach Casino	St. Kitts	RBC
200	INTL - CAS	Connecticut OTB - Divi Carina Bay Casino	St. Croix	DIV
201	Greyhound	Corpus Christi Greyhound	TX	CPC
202	Greyhound	Dairyland Greyhound Park (closed in 2010)	WI	
203	Thoroughbred - MAC	Delaware Park	DE	DEL
204	Thoroughbred - CA	Del Mar	CA	DMR
205	Thoroughbred - CA	Del Mar - Barona Valley Ranch Resort and Casino	CA	BRN
206	Thoroughbred - CA	Del Mar - Cabazon Fantasy Springs Casino	CA	CZN
207	Thoroughbred - CA	Del Mar - OC Tavern Grill and Sports Bar	CA	OCT
208	Thoroughbred - CA	Del Mar - Commerce Casino	CA	CMC
209	Thoroughbred - CA	Del Mar - Fairplex Park Finish Line	CA	FPX
210	Thoroughbred - CA	Del Mar - Hollywood Park	CA	HOL
211	Thoroughbred - CA	Del Mar - Los Alamitos Race Course	CA	LAQ
212	Thoroughbred - CA	Del Mar - Santa Anita Park	CA	SAP
213	Thoroughbred - CA	Del Mar - Shalimar Sports Center (Indio)	CA	RSF
214	Thoroughbred - CA	Del Mar - Sports Center at National Orange Show	CA	NOS
215	Thoroughbred - CA	Del Mar - Sports Pavilion at San Bernardino Fair (Victorville)	CA	SBF
216	Thoroughbred - CA	Del Mar - Sports Pavilion at The Farmer's Fair (Perris)	CA	LPS
217	Thoroughbred - CA	Del Mar - Surfside Race Place at Del Mar	CA	SSR
218	Thoroughbred - CA	Del Mar - Sycuan Gaming Center	CA	SYN
219	Thoroughbred - CA	Del Mar - The Derby Club (Ventura)	CA	VCF
220	Thoroughbred - CA	Del Mar - The Horsemen's Club (Santa Maria)	CA	SBC
221	Thoroughbred - CA	Del Mar - Viejas Casino and Turf Club	CA	VCT
222	Thoroughbred - CA	Del Mar - Watch and Wager (Lancaster)	CA	AVF
223	Thoroughbred - SRC	Delta Downs	LA	DLT
224	Standardbred - MAC	Dover Downs	DE	DOV
225	Thoroughbred - SRC	Downs @ Albuquerque	NM	ALD
226	Thoroughbred - CAN	Dresden Raceway/Woodstock Raceway (thru Windsor)	Canada	
227	Greyhound	Dubuque Greyhound Park and Casino	IA	DBQ
228	ADW - REB	eBet Online		EBT
229	ADW - REB	Elite Turf Club	Curacao	
230	ADW - REB	Elite Turf Club #2	Curacao	ETD
231	ADW - REB	Elite Turf Club #3	Curacao	ET3
232	ADW - REB	Elite Turf Club #4	Curacao	ET4
233	ADW - REB	Elite Turf Club #5	Curacao	ET5
234	ADW - REB	Elite Turf Club #7	Curacao	ET7
235	ADW - REB	Elite Turf Club #8	Curacao	ET8
236	Thoroughbred	Ellis Park	KY	ELP

California Authority of Racing Fairs
California Interstate Export Locations 2012
Secondary Sites

	CATEGORY	SITE NAME	LOCATION	TRA Code
237	Thoroughbred - TN	Ellis Park - See Churchill Downs for Secondary Outlets		
238	Thoroughbred	Emerald Downs	WA	EMD
239	Thoroughbred*	Emerald Downs - A & C Tavern	WA	WOF
240	Thoroughbred*	Emerald Downs - Irishtown Bar and Grill	WA	
241	Thoroughbred*	Emerald Downs - Susie's Bistro	WA	
242	Thoroughbred*	Emerald Downs - Drift On Inn	WA	
243	Thoroughbred*	Emerald Downs - Hawks Prairie Casino	WA	
244	Thoroughbred*	Emerald Downs - Joe's Tavern	WA	
245	Thoroughbred*	Emerald Downs - Northern Quest Casino	WA	
246	Thoroughbred*	Emerald Downs - Silver Reef Casino	WA	
247	Thoroughbred*	Emerald Downs - Sports Page	WA	
248	Thoroughbred*	Emerald Downs - The Club Broadway	WA	
249	Thoroughbred*	Emerald Downs - The Sports Keg	WA	
250	INTL - ADW	European Wagering Services	UK	EUA
251	Thoroughbred	Eureka Downs	KS	
252	Thoroughbred	Evangeline Downs	LA	EVD
253	Thoroughbred	Evangeline Downs - Eunice OTB	LA	EUN
254	Thoroughbred	Evangeline Downs - Henderson/Breaux Bridge OTB	LA	HEN
255	Thoroughbred	Evangeline Downs - St. Martinville	LA	SMV
256	Thoroughbred	Evangeline Downs - New Iberia OTB	LA	IBE
257	Thoroughbred	Evangeline Downs - Port Allen OTB	LA	PTA
258	Thoroughbred - CAN	Evergreen Park (thru Northlands)	Canada	EVG
259	Thoroughbred - CDI	Fair Grounds	LA	FRG
260	Thoroughbred - CDI	Fair Grounds - Covington OTB	LA	FLA
261	Thoroughbred - CDI	Fair Grounds - Boutte OTB	LA	FLB
262	Thoroughbred - CDI	Fair Grounds - Elmwood OTB	LA	FLE
263	Thoroughbred - CDI	Fair Grounds - Chalmette OTB	LA	FLF
264	Thoroughbred - CDI	Fair Grounds - Gretna OTB	LA	FLC
265	Thoroughbred - CDI	Fair Grounds - Houma OTB	LA	FLD
266	Thoroughbred - CDI	Fair Grounds - Kenner OTB	LA	FLQ
267	Thoroughbred - CDI	Fair Grounds - La Place OTB	LA	FLS
268	Thoroughbred - CDI	Fair Grounds - Metairie OTB	LA	FLR
269	Thoroughbred - CDI	Fair Grounds - Thibodaux OTB	LA	FLT
270	ADW - REG - CDI	Fair Grounds - ADW	LA	FAW
271	Thoroughbred	Finger Lakes	NY	FIL
272	Standardbred - CAN	Flamboro Downs	Canada	
273	Standardbred*	Flamboro Downs	Canada	FLM
274	Standardbred*	Flamboro Downs - Clancy's	Canada	FLO
275	Standardbred*	Flamboro Downs - Karlee's	Canada	FLO
276	Standardbred*	Flamboro Downs - Zak's	Canada	FLO
277	Thoroughbred - SRC	Fonner Park	NE	FON
278	Thoroughbred - CAN	Fort Erie Race Track	Canada	FOE
279	Thoroughbred*	Fort Erie Race Track - Buffy's Tavern & Dining	Canada	BTD
280	Thoroughbred*	Fort Erie Race Track - Fort Erie OTB	Canada	FOO
281	Thoroughbred*	Fort Erie Race Track - Rex Hotel	Canada	RXH
282	CAS - TRI	Foxwoods Resort Casino	CT	FXC
283	Thoroughbred - CAN	Fraser Downs (Orangeville Raceway)	Canada	FRD
284	Thoroughbred*	Fraser Downs - SanDown Park	Canada	
285	Standardbred - MAC	Freehold Raceway	NJ	FHR, TOM
286	Standardbred - CAN	Georgian Downs (old Barrie Raceway)	Canada	GEO
287	INTL - ADW, OTB, M	Global Wagering Solutions (MEC INTL)	Austria/Germany	
288	INTL - ADW, OTB, M	Global Wagering Solutions - Bwin International Ltd.	worldwide/no US	GBW
289	INTL - ADW, OTB, M	Global Wagering Solutions - Racebets	Europe	GRR
290	INTL - ADW, OTB, M	Global Wagering Solutions - International Betting Association Ltd.	Europe	GOX
291	INTL - ADW, OTB, M	Global Wagering Solutions - German Tote	Europe	GGT
292	INTL - ADW, OTB, M	Global Wagering Solutions - Pferdewetten.de GmbH	Europe/S. America	GPW
293	INTL - ADW, OTB, M	Global Wagering Solutions - Wettenleip	Germany	
294	INTL - ADW, OTB, M	Global Wagering Solutions - SGI Netherlands	Netherlands	GSN
295	INTL - ADW, OTB, M	Global Wagering Solutions - Cashpoint Ltd.	Europe	GCP

California Authority of Racing Fairs
California Interstate Export Locations 2012
Secondary Sites

	CATEGORY	SITE NAME	LOCATION	TRA Code
296	INTL - ADW, OTB, M	Global Wagering Solutions - German Bookmaker Assoc.	Germany	GBA
297	INTL - ADW, OTB, M	Global Wagering Solutions - Newcote Services Limited (Victor Chandler)	worldwide	VCI
298	INTL - ADW, OTB, M	Global Wagering Solutions - German Tote	Germany	GGT
299	INTL - ADW, OTB, M	Global Wagering Solutions - Win Race	Germany	GE9
300	INTL - ADW, OTB, M	Global Wagering Solutions - Magna Racino	Austria	M1D
301	INTL - ADW, MCM	Global Wagering Solutions - MagnaBet	Austria/Germany	MAB
302	Thoroughbred - CA,	Golden Gate Fields	CA	
303	Thoroughbred - CA	Golden Gate - Alameda County Fair	CA	PLN
304	Thoroughbred - CA	Golden Gate - Big Fresno Fair	CA	FNO
305	Thoroughbred - CA	Golden Gate - California State Fair and Expo	CA	CSF
306	Thoroughbred - CA	Golden Gate- Fresno Club One	CA	FCO
307	Thoroughbred - CA	Golden Gate - Golden Gate Fields	CA	GGF
308	Thoroughbred - CA	Golden Gate - Kern County Fair	CA	KCF
309	Thoroughbred - CA	Golden Gate - Monterey County Fair	CA	MOC
310	Thoroughbred - CA	Golden Gate - San Joaquin County Fair	CA	STK
311	Thoroughbred - CA	Golden Gate - San Joaquin County Fair	CA	STK
312	Thoroughbred - CA	Golden Gate - Santa Clara County Fair	CA	SCF
313	Thoroughbred - CA	Golden Gate - Shasta District Fair	CA	SDF
314	Thoroughbred - CA	Golden Gate - Solano County Fair	CA	SOL
315	Thoroughbred - CA	Golden Gate - Sonoma County Fair	CA	SRO
316	Thoroughbred - CA	Golden Gate - Stanislaus County Fair	CA	STF
317	Thoroughbred - CA	Golden Gate - Tulare County Fair	CA	TIF
318	Standardbred - CAN	Grand River Raceway	Canada	GRD
319	Standardbred*	Grand River Raceway - Hanover Raceway	Canada	HNV
320	Standardbred*	Grand River Raceway (OTN) - KW OTB	Canada	NTN
321	Standardbred*	Hanover Raceway (OTN) - Sulky Sams	Canada	NTN
322	Standardbred*	Grand River Raceway (OTN) - The Bettor Club	Canada	NTN
323	Thoroughbred - TN	Great Lakes Downs	MI	
324	OTB	Greenetrack	AL	GTK
325	Greyhound	Gulf Greyhound Park	TX	GLF
326	Greyhound	Gulf Greyhound Park - Bluffs Run Greyhound	IA	BLF
327	Thoroughbred	Gulf Greyhound Park - Fair Meadows at Tulsa	OK	FMT
328	OTB	Gulf Greyhound Park - Gillespie County Fair (aka The Race Barn)	TX	GIL
329	Greyhound	Gulf Greyhound Park - Greyhound Park @ Post Falls	ID	CAO
330	CAS - TRI	Gulf Greyhound Park - Cypress Bayou	LA	CYB
331	Thoroughbred - MCM	Gulfstream Park	FL	GPK
332	Thoroughbred - MCM	Gulfstream Park - See Calder Race Course for Secondary Outlets	FL	
333	Thoroughbred - CAN	Hanover Raceway (thru Grand River)	Canada	HNV
334	Standardbred	Harrah's Chester Casino and Racetrack (Chester Downs & Marina LLC)	PA	HCR
335	Standardbred - ADW	Harrah's Chester Casino Account Wagering	PA	TVH
336	Thoroughbred	Harrah's Louisiana Downs	LA	LAD
337	Thoroughbred	Harrah's Louisiana Downs - LA Downs OTB	LA	LDT
338	Standardbred - MAC	Harrington Raceway	PA	HAC
339	Thoroughbred - CAN	Hastings Park	Canada	HST
340	Thoroughbred	Hawthorne Race Course	IL	HAW
341	Thoroughbred	Hawthorne Race Course - See Arlington Park for Secondary Outlets	IL	
342	Thoroughbred - ADV	Hawthorne ADW	IL	HAX
343	Standardbred - SRC	Hazel Park	MI	HPH
344	Thoroughbred - CAN	Hiawatha Horse Park	Canada	HHP
345	Greyhound	Hinsdale Greyhound (closed)	NH	
346	ADW - REG	Hinsdale Greyhound - ADW	NH	
347	INTL - Racetrack	Hipodromo Presidente Remon	Panama	
348	INTL - Racetrack	Jente Remon OTB - refer to Presidente Remon agreement for secondary sites	Panama	
349	Standardbred - CAN	Hippodrome de Montreal (Closed)	Canada	
350	Standardbred*	Hippodrome De Montreal - Hippo Club Blainville	Canada	
351	Standardbred*	Hippodrome De Montreal - Hippo Club Boucherville	Canada	
352	Standardbred*	Hippodrome De Montreal - Hippo Club Brossard	Canada	
353	Standardbred*	Hippodrome De Montreal - Hippo Club Casino	Canada	
354	Standardbred*	Hippodrome De Montreal - Hippo Club Chateaugay	Canada	

California Authority of Racing Fairs
California Interstate Export Locations 2012
Secondary Sites

	CATEGORY	SITE NAME	LOCATION	TRA Code
355	Standardbred*	Hippodrome De Montreal - Hippo Club Drummondville	Canada	
356	Standardbred*	Hippodrome De Montreal - Hippo Club Granby	Canada	
357	Standardbred*	Hippodrome De Montreal - Hippo Club Jonquiere	Canada	
358	Standardbred*	Hippodrome De Montreal - Hippo Club Laval	Canada	
359	Standardbred*	Hippodrome De Montreal - Hippo Club Place Dupuis	Canada	
360	Standardbred*	Hippodrome De Montreal - Hippo Club Pointe-Aux-Trembles	Canada	
361	Standardbred*	Hippodrome De Montreal - Hippo Club Pointe-Claire	Canada	
362	Standardbred*	Hippodrome De Montreal - Hippo Club Sherbrooke	Canada	
363	Standardbred*	Hippodrome De Montreal - Hippo Club Sorel	Canada	
364	Standardbred*	Hippodrome De Montreal - Hippo Club St-Hyacinthe	Canada	
365	Standardbred*	Hippodrome De Montreal - Hippo Club Terrebonne	Canada	
366	Standardbred*	Hippodrome De Montreal - Hippo Club Valleyfield	Canada	
367	Standardbred - CAN	Hippodrome De Montreal - Hippodrome de Aylmer	Canada	
368	Standardbred - CAN	Hippodrome De Montreal - Hippodrome de Quebec	Canada	
369	Standardbred - CAN	Hippodrome De Montreal - Hippodrome de Trois Rivières	Canada	
370	ADW - REG*	Hippodrome De Montreal - ADW	Canada	
371	Thoroughbred - CA,	Hollywood Park	CA	HOL
372	Thoroughbred - CA,	Hollywood Park - See Del Mar for Secondary Outlets		
373	Thoroughbred - CDI	Hoosier Park	IN	HPG
374	Thoroughbred - CDI	Hoosier Park - Fort Wayne OTB	IN	FWG
375	Thoroughbred - CDI	Hoosier Park - Indianapolis OTB	IN	IAG
376	Thoroughbred - CDI	Hoosier Park - Merrillville OTB	IN	MEG
377	Thoroughbred	Horsemen's Park	NE	NEB
378	Thoroughbred	Indiana Downs	IN	IDS
379	Thoroughbred	Indiana Downs - Clarksville OTB	IN	IOC
380	Thoroughbred	Indiana Downs - Evansville OTB	IN	IOE
381	Thoroughbred	Intermountain Racing (dba IdaRacing at Sandy Downs)	ID	TCC
382	Thoroughbred	Intermountain Racing - Sandy Downs	ID	TET
383	Thoroughbred	Intermountain Racing -The Turf Club at Fort Hall OTB	ID	TCC
384	ADW - REB	International Racing Group	Curacao	
385	Standardbred - CAN	Inverness Raceway (simulcasting only Canadian product)	Canada	
386	Standardbred*	Inverness Raceway - Hoff Pub and Grill	Canada	
387	Standardbred*	Inverness Raceway - Meridian Hotel	Canada	
388	Standardbred*	Inverness Raceway - Port Hood Firehall	Canada	
389	Standardbred*	Inverness Raceway - Rollogs Wharf	Canada	
390	Standardbred - SRC	Jackson Harness Raceway (closed)	MI	
391	Standardbred - CAN	Kawartha Downs Raceway	Canada	KAW
392	Standardbred*	Kawartha Downs Raceway - Ontrack @ KD	Canada	
393	Thoroughbred	Keeneland	KY	KEG
394	Thoroughbred	Keeneland - See Churchill Downs for Secondary Outlets	KY	
395	Standardbred - SRC	Lebanon Raceway	OH	LEB
396	Thoroughbred	Les Bois Park (Treasure Valley Racing) settled by Gulf Greyhound	ID	LBP
397	OTB	Lewiston Raceway	ME	
398	Standardbred	way - Bangor Historic Track (contracted thru Penn/settled thru Lewiston)	ME	BAN
399	OTB	Lewiston Raceway - Winner's OTB	ME	BRU
400	OTB	Lewiston Raceway - Winners Circle OTB	ME	LEW
401	OTB	Lewiston Raceway - Newport Grand Jai-Alai	RI	NJA
402	ADW - REB	Raceway - Royal River Racing aka Bettor Racing (only settle for this site)	SD	BRO, RRV
403	CAS	Lewiston Raceway - Coeur d'Alene (Casino)	ID	WRL
404	ADW - REB	Lewiston Raceway - Coeur d'Alene (ADW)	ID	
405	OTB	Lien Games	ND	
406	OTB	Lien Games - Chips Lounge and Casino	ND	LGC
407	OTB	Lien Games - Howard Johnsons OTB and Turf Club	ND	LGE, LGM
408	OTB	Lien Games - Rumors OTB	ND	LGR
409	OTB	Lien Games - Skydancer Casino OTB	ND	SKY
410	ADW - NAT	Lien Games - BetAmerica, Wager2Win, Offtrackbetting.com	ND	LIW
411	Greyhound	Lodge at Belmont, The (CLOSED)	NH	
412	ADW - REG	Lodge at Belmont - ADW (NH only)	NH	
413	Thoroughbred - MCN	Lone Star Park	TX	LSP

California Authority of Racing Fairs
California Interstate Export Locations 2012
Secondary Sites

	CATEGORY	SITE NAME	LOCATION	TRA Code
414	Quarter Horse - CA	Los Alamitos	CA	LAQ
415	Quarter Horse - CA	Los Alamitos - See Bay Meadows and Del Mar for Secondary Outlets		
416	INTL-Racetrack	Maronas Race Track	Uruguay	MAT
417		Maronas Off Track		MMM
418	Thoroughbred - CAN	Marquis Downs	Canada	MAQ
419	Thoroughbred*	Marquis Downs - Overtime Bar & Grill	Canada	QBY
420	Thoroughbred*	Marquis Downs - Emerald Theatre @ Sports on Tap	Canada	EMC
421	Thoroughbred*	Marquis Downs - Lucky's Bar & Teletrack	Canada	LBT
422	Thoroughbred - MCN	Maryland Jockey Club	MD	MJC, LLE
423	Thoroughbred - TN	Maryland Jockey Club - Cracked Claw	MD	
424	Thoroughbred - TN	Maryland Jockey Club - Laurel Park	MD	
425	Thoroughbred - TN	Maryland Jockey Club - Northeast Racing & Sports	MD	
426	Thoroughbred - TN	Maryland Jockey Club - Pimlico Race Course	MD	
427	Thoroughbred - TN	Maryland Jockey Club - Riverboat	MD	
428	Standardbred	Maywood Park	IL	MAP
429	Standardbred	Maywood Park - See Arlington Park for Secondary Outlets		
430	Thoroughbred - CDI	Meadows, The	PA	MEA
431	Thoroughbred - CDI	Meadows, The - Harmar Township OTB	PA	
432	Thoroughbred - CDI	Meadows, The - Moon Township OTB	PA	
433	Thoroughbred - CDI	Meadows, The - New Castle OTB	PA	
434	Thoroughbred - CDI	Meadows, The - West Mifflin OTB	PA	
435	ADW - REG	The Meadows - ADW	PA	MAW
436	CAS - TRI	Meskwaki Bingo & Casino (thru LVDC)	OK	MSK
437	Greyhound	Mobile Greyhound Park	AL	MOG
438	Standardbred - MAC	Mohegan Sun at Pocono Downs	PA	POC
439	Standardbred	Mohegan Sun at Pocono Downs - Carbondale	PA	POT
440	Standardbred	Mohegan Sun at Pocono Downs - East Stroudsburg	PA	POT
441	Standardbred	Mohegan Sun at Pocono Downs - Hazelton	PA	POT
442	Standardbred	Mohegan Sun at Pocono Downs - Lehigh Valley	PA	POT
443	ADW - REG	Mohegan Sun at Pocono Downs - ADW (PA only)	PA	PAW, POI
444	OTB	Montana OTB (through Gulf Greyhound)	MT	MTO
445	OTB	Montana OTB (Bull's Eye Casino - Helena)	MT	BEC
446	OTB	Montana OTB (Belgrade Lounge - Belgrade)	MT	BGL
447	OTB	Montana OTB (Scotty's Bar - Kalispell)	MT	KAL
448	OTB	Montana OTB (Golden Spur Casino-Miles City)	MT	GLD
449	OTB	Montana OTB (Halftime Sports Bar - Great Falls)	MT	HSB
450	OTB	Montana OTB (Katie O'Keefe's Casino - Missoula)	MT	MMO
451	OTB	Montana OTB (Won \$800 Casino and Sports Pub - Billings)	MT	8CP
452	Standardbred	Monticello Raceway	NY	MRA
453	Thoroughbred	Mountaineer Park	WV	MNR
454	Standardbred	Mt. Pleasant Meadows	MI	MPM
455	OTB - NY	Nassau Regional	NY	NRO
456	OTB - NY	Nassau Regional - refer to NY OTB agreement for secondary sites	NY	
457	ADW - REG	Nassau Regional Internet Wagering	NY	
458	Thoroughbred	Nebraska State Fair Park (Lincoln)	NE	LRC
459	CAS - NV	Nevada Pari-Mutuel Association	NV	(NVI,NVB,NVE
460	CAS - NV	Nevada Pari-Mutuel Association - Aliante Station Casino and Hotel	NV	NVG,NVA,NVH
461	CAS - NV	Nevada Pari-Mutuel Association - Aquarius Casino Resort	NV	NVG,NVD)
462	CAS - NV	Nevada Pari-Mutuel Association - Aria Resort Casino		
463	CAS - NV	Nevada Pari-Mutuel Association - Arizona Charlie's East	NV	
464	CAS - NV	Nevada Pari-Mutuel Association - Arizona Charlie's Hotel and Casino	NV	
465		Nevada Pari-Mutuel Association - Atlantis Casino Resort Spa Reno		
466	CAS - NV	Nevada Pari-Mutuel Association - AVI Hotel and Casino	NV	
467	CAS - NV	Nevada Pari-Mutuel Association - Bally's Las Vegas	NV	
468	CAS - NV	Nevada Pari-Mutuel Association - Bellagio	NV	
469	CAS - NV	Nevada Pari-Mutuel Association - Bill's Gamblin' Hall and Saloon	NV	
470	CAS - NV	Nevada Pari-Mutuel Association - Binion's Gambling Hall and Hotel	NV	
471	CAS - NV	Nevada Pari-Mutuel Association - Bodine's Race and Sports Book	NV	
472	CAS - NV	Nevada Pari-Mutuel Association - Boulder Station Hotel & Casino	NV	

California Authority of Racing Fairs
California Interstate Export Locations 2012
Secondary Sites

	CATEGORY	SITE NAME	LOCATION	TRA Code
473	CAS - NV	Nevada Pari-Mutuel Association - Buffalo Bill's Resort and Casino	NV	
474	CAS - NV	Nevada Pari-Mutuel Association - Caesars Palace (Tahoe)	NV	
475	CAS - NV	Nevada Pari-Mutuel Association - Caesars Palace (Vegas)	NV	
476	CAS - NV	Nevada Pari-Mutuel Association - Cannery Hotel and Casino	NV	
477	CAS - NV	Nevada Pari-Mutuel Association - CasaBlanca Resort and Casino	NV	
478	CAS - NV	Nevada Pari-Mutuel Association - Casino Fandango	NV	
479	CAS - NV	Nevada Pari-Mutuel Association - Circus Circus Hotel and Casino (Reno)	NV	
480	CAS - NV	Nevada Pari-Mutuel Association - Circus Circus Hotel and Casino (Vegas)	NV	
481	CAS - NV	Nevada Pari-Mutuel Association - Eastside Cannery Casino Hotel	NV	
482	CAS - NV	Nevada Pari-Mutuel Association - Edgewater Hotel and Casino	NV	
483	CAS - NV	Nevada Pari-Mutuel Association - El Cortez	NV	
484	CAS - NV	Nevada Pari-Mutuel Association - Ellis Island Casino	NV	
485	CAS - NV	Nevada Pari-Mutuel Association - Excalibur Hotel and Casino	NV	
486	CAS - NV	Nevada Pari-Mutuel Association - Fiesta Casino Hotel (Henderson)	NV	
487	CAS - NV	Nevada Pari-Mutuel Association - Fiesta Casino Hotel (Vegas)	NV	
488	CAS - NV	Nevada Pari-Mutuel Association - Fiesta Hotel & Casino	NV	
489	CAS - NV	Nevada Pari-Mutuel Association - Flamingo Las Vegas	NV	
490	CAS - NV	Nevada Pari-Mutuel Association - Fremont Hotel and Casino	NV	
491	CAS - NV	Nevada Pari-Mutuel Association - Gold Coast Hotel and Casino	NV	
492	CAS - NV	Nevada Pari-Mutuel Association - Golden Nugget Casino (Laughlin)	NV	
493	CAS - NV	Nevada Pari-Mutuel Association - Golden Nugget Casino (Vegas)	NV	
494	CAS - NV	Nevada Pari-Mutuel Association - Grand Sierra Casino	NV	
495	CAS - NV	Nevada Pari-Mutuel Association - Green Valley Ranch Station Casino	NV	
496	CAS - NV	Nevada Pari-Mutuel Association - Hard Rock Casino	NV	
497	CAS - NV	Nevada Pari-Mutuel Association - Harrah's Casino Hotel Las Vegas	NV	
498	CAS - NV	Nevada Pari-Mutuel Association - Harrah's Casino Hotel Reno	NV	
499	CAS - NV	Nevada Pari-Mutuel Association - Harrah's Laughlin Hotel and Casino	NV	
500	CAS - NV	Nevada Pari-Mutuel Association - Harvey's Resort Casino Hotel	NV	
501	CAS - NV	Nevada Pari-Mutuel Association - Imperial Palace	NV	
502	CAS - NV	Nevada Pari-Mutuel Association - Las Vegas Hilton	NV	
503	CAS - NV	Nevada Pari-Mutuel Association - Jerry's Nugget	NV	
504	CAS - NV	Pari-Mutuel Association - John Ascuaga's Nugget Race and Sports Book	NV	
505	CAS - NV	Nevada Pari-Mutuel Association - Lakeside Inn and Casino	NV	
506	CAS - NV	Nevada Pari-Mutuel Association - Luxor Hotel and Casino	NV	
507	CAS - NV	Nevada Pari-Mutuel Association - The M Resort Spa & Casino	NV	
508	CAS - NV	Nevada Pari-Mutuel Association - Mandalay Bay Resort and Casino	NV	
509	CAS - NV	Nevada Pari-Mutuel Association - MGM Grand Hotel and Casino	NV	
510	CAS - NV	Nevada Pari-Mutuel Association - Monte Carlo Resort and Casino	NV	
511	CAS - NV	Nevada Pari-Mutuel Association - Montego Bay Casino Resort	NV	
512	CAS - NV	Nevada Pari-Mutuel Association - New York New York Hotel and Casino	NV	
513	CAS - NV	Nevada Pari-Mutuel Association - Orleans Hotel and Casino	NV	
514	CAS - NV	Nevada Pari-Mutuel Association - Pahrump Nugget Hotel & Gambling Hall	NV	
515	CAS - NV	Nevada Pari-Mutuel Association - Palace Station Hotel and Casino	NV	
516	CAS - NV	Nevada Pari-Mutuel Association - Palms Casino Resort	NV	
517	CAS - NV	Nevada Pari-Mutuel Association - Paris Las Vegas	NV	
518	CAS - NV	Nevada Pari-Mutuel Association - Peppermill Hotel Casino Reno	NV	
519	CAS - NV	Nevada Pari-Mutuel Association - Peppermill Inn & Casino	NV	
520	CAS - NV	Nevada Pari-Mutuel Association - Planet Hollywood Resort & Casino	NV	
521	CAS - NV	Nevada Pari-Mutuel Association - Plaza Hotel and Casino	NV	
522	CAS - NV	Nevada Pari-Mutuel Association - Poker Palace	NV	
523	CAS - NV	Nevada Pari-Mutuel Association - Primm Valley Resort and Casino	NV	
524	CAS - NV	Nevada Pari-Mutuel Association - Rainbow Casino	NV	
525	CAS - NV	Nevada Pari-Mutuel Association - Rampart Resort	NV	
526	CAS - NV	Nevada Pari-Mutuel Association - Red Rock Casino Resort Spa	NV	
527	CAS - NV	Nevada Pari-Mutuel Association - Rio Suite Hotel and Casino	NV	
528	CAS - NV	Nevada Pari-Mutuel Association - Riverside Resort Hotel and Casino	NV	
529	CAS - NV	Nevada Pari-Mutuel Association - Riviera Hotel and Casino	NV	
530	CAS - NV	Nevada Pari-Mutuel Association - Sahara Hotel and Casino	NV	
531	CAS - NV	Nevada Pari-Mutuel Association - Sam's Town Hotel and Gambling Hall	NV	

California Authority of Racing Fairs
California Interstate Export Locations 2012
Secondary Sites

	CATEGORY	SITE NAME	LOCATION	TRA Code
532	CAS - NV	Nevada Pari-Mutuel Association - Sante Fe Station Hotel and Casino	NV	
533	CAS - NV	Nevada Pari-Mutuel Association - Silver Legacy Resort Casino	NV	
534	CAS - NV	Nevada Pari-Mutuel Association - South Point Hotel and Casino	NV	
535	CAS - NV	Nevada Pari-Mutuel Association - Stratosphere	NV	
536	CAS - NV	Nevada Pari-Mutuel Association - Suncoast Hotel and Casino	NV	
537	CAS - NV	Nevada Pari-Mutuel Association - Sunset Station Hotel and Casino	NV	
538	CAS - NV	Nevada Pari-Mutuel Association - Terrible's Hotel and Casino	NV	
539	CAS - NV	Nevada Pari-Mutuel Association - Terrible's Town Casino	NV	
540	CAS - NV	Nevada Pari-Mutuel Association - Texas Gambling Hall and Hotel	NV	
541	CAS - NV	Nevada Pari-Mutuel Association - The Mirage	NV	
542	CAS - NV	Nevada Pari-Mutuel Association - The Venetian Resort, Hotel, Casino	NV	
543	CAS - NV	Nevada Pari-Mutuel Association - Treasure Island at the Mirage	NV	
544	CAS - NV	Nevada Pari-Mutuel Association - Virgin River Hotel and Casino	NV	
545	CAS - NV	Nevada Pari-Mutuel Association - Wynn Las Vegas	NV	
546	Standardbred - CAN	New Brunswick Racing	Canada	
547	Standardbred	New Brunswick Racing (Exhibition Park Raceway)	Canada	EPR
548	Standardbred	New Brunswick Racing (Frederiction Raceway)	Canada	STN
549	Standardbred	New Brunswick Racing (Pub 1755)	Canada	
550	Standardbred	New Brunswick Racing (Kennedy Inn)	Canada	SAT
551	INTL - ADW, TN	New Zealand Racing Club	NZ	
552	Thoroughbred - MAC	NJSEA	NJ	
553	Thoroughbred - MAC	NJESA - Favorites at Woodbridge	NJ	WOB
554	Thoroughbred - MAC	NJSEA - Meadowlands	NJ	MED
555	Thoroughbred - MAC	NJSEA - Monmouth Park	NJ	MTH
556	ADW - REG	NJSEA - ADW (NJ only)	NJ	NJI,NJT
557	Standardbred - SRC	Northfield Park	OH	NPK
558	Standardbred*	Northfield Park - Cedar Downs OTB	OH	
559	Thoroughbred - CAN	Northlands Park	Canada	NOP
560	Thoroughbred*	Northlands Park - Black Diamond Hotel	Canada	BDH
561	Thoroughbred*	Northlands Park - Cosmopolitan Hotel	Canada	CPH
562	Thoroughbred*	Northlands Park - Skip's Sports Bar	Canada	SKB
563	Thoroughbred*	Northlands Park - Players Club	Canada	PYC
564	Thoroughbred*	Northlands Park - Ducks on the Roof	Canada	DUR
565	Thoroughbred*	Northlands Park - Drayton Valley Hotel	Canada	DRH
566	Thoroughbred*	Northlands Park - River Cree Resort & Casino	Canada	RIC
567	Thoroughbred*	Northlands Park - Longshots	Canada	LGS
568	Thoroughbred*	Northlands Park - Champs Sports Bar	Canada	CSB
569	Thoroughbred*	Northlands Park - Evergreen Park	Canada	EGP
570	Thoroughbred*	Northlands Park - The La Biche Inn	Canada	BCH
571	Thoroughbred*	Northlands Park - Best Western Denham Inn	Canada	BWD
572	Thoroughbred*	Northlands Park - Backstreet Pub & Pizza	Canada	BTP
573	Thoroughbred*	Northlands Park - Wayside Inn	Canada	WAY
574	Thoroughbred*	Northlands Park - Medicine Hat Lodge	Canada	MHL
575	Thoroughbred*	Northlands Park - The Sawridge Inn	Canada	TSI
576	Thoroughbred*	Northlands Park - The Post Time Lounge	Canada	PTL
577	Thoroughbred*	Northlands Park - Rookies Lounge	Canada	ROK
578	Thoroughbred*	Northlands Park - Smoky Lake Inn	Canada	SML
579	Thoroughbred*	Northlands Park - Strathmore Hotel	Canada	SH2
580	Thoroughbred*	Northlands Park - The Park Hotel	Canada	TPH
581	Thoroughbred*	Northlands Park - The Ritz Café and Motor Inn	Canada	RCM
582	Thoroughbred*	Northlands Park - Eagle River Casino	Canada	EGR
583	Thoroughbred*	Northlands Park - Franco's Pub	Canada	FRP
584	Thoroughbred*	Northlands Park - Billy Budd's	Canada	BIB
585	Thoroughbred*	Northlands Park - Continental Inn	Canada	COI
586	Thoroughbred*	Northlands Park - Dover Hotel	Canada	DVH
587	Thoroughbred*	Northlands Park - Post Time at Fitzgeralds	Canada	PAF
588	Thoroughbred*	Northlands Park - Rosslyn Inn & Suites	Canada	ROI
589	Thoroughbred*	Northlands Park - Santo's Restaurant & Lounge	Canada	SRL
590	Thoroughbred*	Northlands Park - Schanks Athletic Club	Canada	SCH

California Authority of Racing Fairs
California Interstate Export Locations 2012
Secondary Sites

	CATEGORY	SITE NAME	LOCATION	TRA Code
591	Thoroughbred*	Northlands Park - West Edmonton Truckland	Canada	WET
592	Thoroughbred*	Northlands Park - Barney's Pub & Grill	Canada	BAA
593	Thoroughbred*	Northlands Park - The Rink St. Albert	Canada	RST
594	Thoroughbred*	Northlands Park - Grove Motor Inn	Canada	GMI
595	Thoroughbred*	Northlands Park - Franklin's Inn	Canada	FKI
596	Standardbred - CAN	Northside Downs	Canada	
597	Standardbred - CAN	Northside Downs - Martin Arms Hotel	Canada	MAH
598	Standardbred - SRC	Northville Downs	MI	NOR
599	OTB - NY	NYCOTB - Closed	NY	
600	OTB - NY	NYCOTB - refer to NY OTB agreement for secondary sites	NY	
601	ADW - REG	NYCOTB Internet Wagering	NY	
602	Thoroughbred	NYRA	NY	
603	Thoroughbred	NYRA - Aqueduct	NY	NYR
604	Thoroughbred	NYRA - Belmont Park	NY	NYR
605	Thoroughbred	NYRA - Saratoga Race Course	NY	NYR
606	ADW - REG	NYRA - ADW (NY only)	NY	NYA
607	Thoroughbred - SRC	Oaklawn Park	AR	OPA
608	Standardbred - MAC	Ocean Downs	MD	OCD
609	Standardbred	Ocean Downs - Cambridge Turf Club	MD	CAM
610	INTL-Racetrack	Panama		PAN
611		Panama OTB agents		POA
612		Panama Turf OTB's		PTO
613	Thoroughbred - MAC	Penn National	PA	PEN
614	Thoroughbred - MAC	Penn National - Chambersburg OTB	PA	CMO
615	Thoroughbred - MAC	Penn National - Lancaster OTB	PA	LAN
616	Thoroughbred - MAC	Penn National - Reading OTB	PA	RDG
617	Thoroughbred - MAC	Penn National - York OTB	PA	YRK
618	ADW - REG	Penn National - ADW (PA only)	PA	ACW,PTB
619	INTL-Racetrack	Peru (Jockey Club del Peru)	Peru	P00
620		Hippodromo Monterrico	Peru	
621	Thoroughbred - MAC	Philadelphia Park	PA	PHA
622	Thoroughbred - MAC	Philadelphia Park - Favorites at Vineland OTB	NJ	VNL
623	Thoroughbred - MAC	Philadelphia Park - Turf Club at Brandywine	PA	BDY
624	Thoroughbred - MAC	Philadelphia Park - Turf Club at South Philadelphia	PA	SPO
625	Thoroughbred - MAC	Philadelphia Park - Atlantic City Racecourse (has own contract)	PA	ATL
626	Thoroughbred - MAC	Philadelphia Park - Turf Club at Valley Forge	PA	OVF
627	Thoroughbred - MAC	Philadelphia Park - Turf Club City Center	PA	CTC
628	Thoroughbred - MAC	Philadelphia Park - Turf Club Northeast	PA	NEP
629	ADW - REG	Philadelphia Park - ADW (PA only)	PA	PHI,PVR,PHP
630	INTL-REB	Phumelela Gold International	S. Africa	PGI, PGA
631	Thoroughbred - CAN	Picov Downs (Ajax Downs)	Canada	PIC
632	Standardbred	Plainridge Racecourse	MA	PLR
633	ADW - REG	Plainridge Racecourse - ADW (MA only)	MA	PAC
634	CAS - TRI	Pojoaque (thru LVDC)		POJ
635	Standardbred	Pompano Park (thru Gulfstream/Calder)	FL	
636	Standardbred*	Pompano Park - See Calder Race Course for Secondary Outlets		
637	Thoroughbred - MCN	Portland Meadows	OR	POM
638	Thoroughbred - MCN	Portland Meadows - Alexander Sports Bar & OTB	OR	OOT
639	Thoroughbred - MCN	Portland Meadows - Copper Penny	OR	
640	Thoroughbred - MCN	Portland Meadows - JD's Sports Pub	OR	
641	Thoroughbred - MCN	Portland Meadows - Keystone Kafe	OR	
642	Thoroughbred - MCN	Portland Meadows - Lava Lanes (Bend)	OR	
643	Thoroughbred - MCN	Portland Meadows - Lava Lanes (Medford)	OR	
644	Thoroughbred - MCN	Portland Meadows - Player's OTB	OR	
645	Thoroughbred - MCN	Portland Meadows - Rialto	OR	
646	Thoroughbred - MCN	Portland Meadows - Sky Jockey Sports Bar	OR	
647	Thoroughbred - MCN	Portland Meadows - Trackstir's (Springfield)	OR	
648	CAS - TRI	Potawatomi Bingo & Casino	WI	PTW
649	Thoroughbred	Prairie Meadows	IA	PRM

California Authority of Racing Fairs
California Interstate Export Locations 2012
Secondary Sites

	CATEGORY	SITE NAME	LOCATION	TRA Code
650	ADW - REB	Premier Turf Club	OR	PRT
651	Thoroughbred	Presque Isle Downs and Casino	PA	PID
652	Standardbred	Raceway Park	OH	RPK
653	ADW - REB	Racing and Gaming Services	St. Kitts	RGS
654	ADW - REB	RGS #1	St. Kitts	RG1
655	ADW - REB	RGS #6	St. Kitts	RG6
656				
657				
658	ADW - REB	Racing Channel, The	OR	
659	ADW - REB	Racing2Day LLC	OR	
660	INTL - ADW, TN	Racing World	UK/Ireland	
661	INTL - ADW, TN	Racing World - Racing US	UK/Ireland	
662	INTL - ADW, TN	Racing World - Victor Chandler	UK/Ireland	
663	Greyhound	Raynham Taunton Greyhound	MA	TDT
664	ADW - REG	Raynham Taunton Greyhound - ADW (MA only)	MA	TDA
665	Standardbred	Red Mile	KY	REM
666	Standardbred	Red Mile - See Churchill Downs for Secondary Outlets		
667	Standardbred - CAN	Red Shores at Charlottetown Park	Canada	CTN
668	Standardbred - CAN	Red Shores - Summerside	Canada	
669	Thoroughbred	Remington Park	OK	REP
670	Thoroughbred	Remington Park - Henry Hudson's Pub	OK	
671	Thoroughbred	Remington Park - Heritage Place	OK	
672		Remington Park - Primo d'Italia	OK	
673		Remington Park - Thunder Roadhouse Café	OK	
674	Thoroughbred	RPDC - Bordertown Bingo & Casino	OK	RPB
675	Thoroughbred	RPDC - Winstar Casino	OK	RPW
676	Thoroughbred	RPDC - Riverwind Casino	OK	RPR
677	Thoroughbred	RPDC - Southwind Casino	OK	SWC
678	Thoroughbred	RPDC - Choctaw Casino	OK	CHW
679	Thoroughbred	RPDC- Cherokee Casino Sallisaw	OK	
680	Thoroughbred - SRC	Retama Park	TX	RET
681	Standardbred - CAN	Rideau Carleton Raceway	Canada	RCR
682	Standardbred*	Rideau Carleton Raceway - 730 Truck Stop	Canada	
683	Standardbred*	Rideau Carleton Raceway - Track Side Lounge (Brass Rack)	Canada	
684	Standardbred*	Rideau Carleton Raceway - Rest Inn	Canada	
685	Standardbred*	Rideau Carleton Raceway - Ducks Roadhouse	Canada	
686	Standardbred*	Rideau Carleton Raceway - St. Anthony's	Canada	
687	Standardbred*	Rideau Carleton Raceway - Main Street Pub	Canada	
688	Standardbred*	Rideau Carleton Raceway - Manhattan Bar & Grill	Canada	
689	Standardbred*	Rideau Carleton Raceway - OTB (Cornwall)	Canada	COT
690	Standardbred*	Rideau Carleton Raceway - Black Bear Pub	Canada	
691	Standardbred*	Rideau Carleton Raceway - Vanier Off Track	Canada	
692	Standardbred*	Rideau Carleton Raceway - Royal Britannia Pub	Canada	
693	Standardbred*	Rideau Carleton Raceway - Windsor Pub	Canada	
694	Standardbred*	Rideau Carleton Raceway - Quinte Bowling Center	Canada	
695	Standardbred*	Rideau Carleton Raceway - Berrigan's Pub	Canada	
696	Standardbred*	Rideau Carleton Raceway - Coach's	Canada	
697	Standardbred*	Rideau Carleton Raceway - Riverside Bar & Grill	Canada	
698	Thoroughbred - SRC	River Downs	OH	RID
699	Standardbred - MAC	Rockingham Park	NH	RKM
700	Greyhound	Rockingham Park - Seabrook Greyhound	NH	SEA
701	ADW - REG	Rockingham Park - ADW (NH only)	NH	
702	Thoroughbred - CAN	Rocky Mountain Turf Club	Canada	
703	Thoroughbred*	Rocky Mountain Turf Club - ABS Casino Calgary		WUC
704	Thoroughbred*	Rocky Mountain Turf Club - Elbow River Casino		WUE
705	Thoroughbred*	Rocky Mountain Turf Club - Schanks Athletic Club South		WUS
706	Thoroughbred*	Rocky Mountain Turf Club - Schanks Athletic Club North		WU2
707	Thoroughbred*	Rocky Mountain Turf Club - Airdrie Hotel		WUA
708	Thoroughbred*	Rocky Mountain Turf Club - Okotoks Inn		

California Authority of Racing Fairs
California Interstate Export Locations 2012
Secondary Sites

	CATEGORY	SITE NAME	LOCATION	TRA Code
709	Thoroughbred*	Rocky Mountain Turf Club - Whoop Up Downs		WUP
710	Thoroughbred*	Rocky Mountain Turf Club - Whoop Up Tab		WUT
711	Standardbred - MAC	Rosecroft Raceway (closed?)	MD	
712	Thoroughbred - SRC	Ruidoso Downs	NM	RUI
713	Standardbred	Running Acres Harness Park	MN	ACE
714	Thoroughbred - SRC	Sam Houston Race Park	TX	HOU
715	Greyhound - SRC	Sam Houston Race Park - Valley Greyhound Park	TX	VGT
716	INTL - Racetrack	San Isidro	Argentina	
717	Thoroughbred - CA,	Santa Anita	CA	SAP
718	Thoroughbred - CA, M	Santa Anita - See Del Mar for Secondary Outlets	CA	
719	Standardbred	Saratoga Raceway	NY	SRA
720	ADW-REG	Saratoga Bets (ADW)	NY	SGR
721	Standardbred	Scarborough Downs	ME	SDO
722	Standardbred	Scioto Downs	OH	SCD
723	Greyhound	Seabrook Greyhound Park	NH	SEA
724	ADW - REB	Sol Mutuel	Grenada	SMG
725	Greyhound - SRC	Southland Greyhound Park	AR	SGP
726	Standardbred - SRC	Sports Creek Raceway	MI	SCR
727	Standardbred - CAN	St. John's Racing & Entertainment	Canada	SJR
728	CAS - TRI	Stables, The (thru LVDC)	OK	STA
729	Thoroughbred - CAN	Stampede Park (Closed)	Canada	
730	Thoroughbred*		Canada	
731	Thoroughbred*		Canada	
732	Thoroughbred - CAN	Sudbury Downs	Canada	SDN
733	Thoroughbred*	Sudbury Downs - Alkazar Sports Bar	Canada	
734	Thoroughbred*	Sudbury Downs - Champions Sports Bar	Canada	
735	Thoroughbred*	Sudbury Downs - Don Cherry's Sports Grill	Canada	
736	Thoroughbred*	Sudbury Downs - Galaxy Lanes	Canada	
737	Thoroughbred*	Sudbury Downs - Grumblers	Canada	
738	Thoroughbred*	Sudbury Downs - Coch's Corner	Canada	
739	Thoroughbred	Suffolk Downs	MA	SUF
740	OTB	Suffolk Downs - Step Two LLC - Pat's Pizza	ME	SFD
741	OTB - NY	Suffolk Regional OTB	NY	SCA
742	OTB - NY	Suffolk Regional OTB - refer to NY OTB agreement for secondary sites	NY	
743	ADW - REG	Suffolk Regional OTB Internet Wagering	NY	
744	Thoroughbred	Sun Downs	WA	
745	Thoroughbred - SRC	Sunland Park	NM	SUN
746	Thoroughbred - SRC	SunRay Park	NM	SUR
747	INTL -	Tabcorp	Australia	
748	Thoroughbred - SRC	Tampa Bay Downs	FL	
749	Thoroughbred - SRC	Tampa Bay Downs - See Calder Race Course for Secondary Outlets	FL	
750	Thoroughbred - CAN	Tartan Downs (Closed)	Canada	
751	INTL - ADW, TN	Tattsbet	Australia	
752	Thoroughbred*	Teletheatre British Columbia	Canada	TB1 thru TB7
753	Thoroughbred*	Teletheatre British Columbia - Best Western Rainbow Country Inn	Canada	
754	Thoroughbred*	Teletheatre British Columbia - Boulevard Casino	Canada	
755	Thoroughbred*	Teletheatre British Columbia - Chances	Canada	
756	Thoroughbred*	Teletheatre British Columbia - Chances Gaming Centre	Canada	
757	Thoroughbred*	Teletheatre British Columbia - Chieftain Hotel	Canada	
758	Thoroughbred*	Teletheatre British Columbia - Clancy's Pub	Canada	
759	Thoroughbred*	Teletheatre British Columbia - Elks Lodge	Canada	
760	Thoroughbred*	Teletheatre British Columbia - Gilligan's Pub	Canada	
761	Thoroughbred*	Teletheatre British Columbia - Hideaway Pub	Canada	
762	Thoroughbred*	Teletheatre British Columbia - Casino of the Rockies	Canada	
763	Thoroughbred*	Teletheatre British Columbia - Kalamalka Hotel	Canada	
764	Thoroughbred*	Teletheatre British Columbia - Kamloops Exhibition Association	Canada	
765	Thoroughbred*	Teletheatre British Columbia - Maple Ridge Comm. Gaming Centre	Canada	
766	Thoroughbred*	Teletheatre British Columbia - River Rock Casino Resort	Canada	
767	Thoroughbred*	Teletheatre British Columbia - Casino Nanaimo	Canada	

California Authority of Racing Fairs
California Interstate Export Locations 2012
Secondary Sites


	CATEGORY	SITE NAME	LOCATION	TRA Code
768	Thoroughbred*	Teletheatre British Columbia - Treasure Cove Casino	Canada	
769	Thoroughbred*	Teletheatre British Columbia - The Derby Bar & Gill	Canada	
770	Thoroughbred*	Teletheatre British Columbia - Schanks Sports Gill	Canada	
771	Thoroughbred*	Teletheatre British Columbia - Signal Point Gaming	Canada	
772	Thoroughbred*	Teletheatre British Columbia - Vacation Inn Hotel	Canada	
773	Thoroughbred	Thistledown	OH	TDN
774	Standardbred	Tioga Downs	NY	TIO
775	Greyhound	Tri-State Greyhound (Mardi Gras Casino)	WV	TSG
776	INTL - ADW, OTB	TRNI	UK/Ireland	
777	Standardbred - CAN	Truro Raceway	Canada	TNS
778	Standardbred*	Truro Raceway - Brewsters Lounge	Canada	BFD
779	Standardbred*	Truro Raceway	Canada	TNS
780	Standardbred*	Truro Raceway - Sackville Superbowl	Canada	SAK
781	INTL - OTB	Turf de Venezuela	Venezuela	VO1
782	Thoroughbred - SRC	Turf Paradise	AZ	TUP, AZO
783	Thoroughbred*	Turf Paradise - Bleacher's Sports	AZ	
784	Thoroughbred*	Turf Paradise - Apache Junction Greyhound	AZ	AGP
785	Thoroughbred*	Turf Paradise - Mirage Sports	AZ	
786	Thoroughbred*	Turf Paradise - McMasher's Sports Bar	AZ	
787	Thoroughbred*	Turf Paradise - Harold's Cave Creek Corral	AZ	
788	Thoroughbred*	Turf Paradise - Dirty Drummer	AZ	
789	Thoroughbred*	Turf Paradise - McDuffy's Grille	AZ	
790	Thoroughbred*	Turf Paradise - The Museum Club	AZ	
791	Thoroughbred*	Turf Paradise - AZ Pizza Company	AZ	
792	Thoroughbred*	Turf Paradise - Max's Sports Bar	AZ	MAX
793	Thoroughbred*	Turf Paradise - Roman's Oasis	AZ	
794	Thoroughbred*	Turf Paradise - Cerbat Hills Sports Bar and Grill	AZ	
795	Thoroughbred*	Turf Paradise - Gallagher's Dining & Pub	AZ	
796	Thoroughbred*	Turf Paradise - Garfields Sports	AZ	
797	Thoroughbred*	Turf Paradise - Gavilan Peak	AZ	
798	Thoroughbred*	Turf Paradise - Famous Sam's	AZ	
799	Thoroughbred*	Turf Paradise - Gallagher's - Peoria	AZ	
800	Thoroughbred*	Turf Paradise - Ramada Inn Hotel	AZ	
801	Thoroughbred*	Turf Paradise - McDuffy's	AZ	
802	Thoroughbred*	Turf Paradise - AMF Christown	AZ	
803	Thoroughbred*	Turf Paradise - Arena Sports Grill	AZ	
804	Thoroughbred*	Turf Paradise - Armadillo Sports Grill	AZ	
805	Thoroughbred*	Turf Paradise - American Legion	AZ	
806	Thoroughbred*	Turf Paradise - Azool Grill	AZ	
807	Thoroughbred*	Turf Paradise - Big Daddy's	AZ	
808	Thoroughbred*	Turf Paradise - Brennan's	AZ	
809	Thoroughbred*	Turf Paradise - Roman's County Line	AZ	
810	Thoroughbred*	Turf Paradise - Final Score	AZ	
811	Thoroughbred*	Turf Paradise - Gallagher's 16th St	AZ	
812	Thoroughbred*	Turf Paradise - Gallagher's Baseline	AZ	
813	Thoroughbred*	Turf Paradise - Gallagher's North	AZ	
814	Thoroughbred*	Turf Paradise - Gallagher's 7th St.	AZ	
815	Thoroughbred*	Turf Paradise - Metro Sports Bar	AZ	
816	Thoroughbred*	Turf Paradise - North Star	AZ	
817	Thoroughbred*	Turf Paradise - Padre Murphy's	AZ	
818	Thoroughbred*	Turf Paradise - Purple Turtle	AZ	
819	Thoroughbred*	Turf Paradise - Sonoma Casual Dining	AZ	
820	Thoroughbred*	Turf Paradise - Matt's Saloon	AZ	
821	Thoroughbred*	Turf Paradise - Yavapai Downs	AZ	
822	Thoroughbred*	Turf Paradise - Antelope Lanes	AZ	
823	Thoroughbred*	Turf Paradise - Quartzsite Yacht Club	AZ	
824	Thoroughbred*	Turf Paradise - Chalo's	AZ	
825	Thoroughbred*	Turf Paradise - Tavern Grille	AZ	
826	Thoroughbred*	Turf Paradise - Upper Deck Sports	AZ	

California Authority of Racing Fairs
California Interstate Export Locations 2012
Secondary Sites


	CATEGORY	SITE NAME	LOCATION	TRA Code
827	Thoroughbred*	Turf Paradise - Los Abrigados	AZ	
828	Thoroughbred*	Turf Paradise - JD'z	AZ	
829	Thoroughbred*	Turf Paradise - Runner's Sports Bar	AZ	
830	Thoroughbred*	Turf Paradise - Boston's Bar and Grille	AZ	
831	Thoroughbred*	Turf Paradise - Hail Mary's	AZ	
832	Thoroughbred*	Turf Paradise - Horse & Hound	AZ	
833	Thoroughbred*	Turf Paradise - Skip and Jan's	AZ	
834	Thoroughbred*	Turf Paradise - Stray Cat	AZ	
835	Thoroughbred*	Turf Paradise - Ron's Place	AZ	
836	Thoroughbred*	Turf Paradise - Famous Sam's East	AZ	
837	Thoroughbred*	Turf Paradise - Famous Sam's Central	AZ	
838	Thoroughbred*	Turf Paradise - Putney's Sports Bar	AZ	
839	Thoroughbred*	Turf Paradise - Golden Pin Lanes	AZ	
840	Thoroughbred*	Turf Paradise - Tucson Greyhound Park	AZ	TUC
841	Thoroughbred*	Turf Paradise - Jeff's Pub	AZ	
842	Thoroughbred*	Turf Paradise - Old Father Inn	AZ	
843	Thoroughbred*	Turf Paradise - Midtown Bar & Grill	AZ	
844	Thoroughbred	Turfway Park	KY	TUG
845	Thoroughbred	Turfway Park - See Churchill Downs for Secondary Outlets	KY	
846	ADW - NAT	TVG	OR	TVG
847	Greyhound	Twin River Greyhound Park (aka Lincoln Greyhound)	RI	TWR
848	ADW - NAT	Twin Spires	OR	TWS
849	Standardbred	Vernon Downs	NY	VRN
850	OTB	Waitsburg Days of Real Sport	WA	
851	Standardbred - CAN	Western Fair Raceway	Canada	LON
852	OTB - NY	Western Regional OTB	NY	WRO
853	OTB - NY	Western Regional OTB - refer to NY OTB agreement for secondary sites	NY	
854	ADW - REG	Western Regional OTB Internet Wagering	NY	
855	Greyhound	Wheeling Island Racetrack and Gaming Center	WV	WHE
856	Greyhound	Wichita Greyhound Park	KS	
857	Thoroughbred - TRI	Will Rogers Downs	OK	WRD
858	Standardbred - CAN	Windsor Raceway	Canada	WIN
859	Standardbred - CAN	Windsor Raceway - Dresden Raceway (Winrac Development)	Canada	DRA
860	Standardbred - CAN	Windsor Raceway - Woodstock Raceway (Winrac Development)	Canada	WRK
861	Standardbred - CAN	Windsor Raceway - Bobby Dee's Bar	Canada	BDE
862	Greyhound	Wonderland Greyhound Park (closed)	MA	
863	Thoroughbred - CAN	Woodbine Racetrack	Canada	WOO
864	ADW - REG*	Woodbine Racetrack - Barrie IVR	Canada	BAI
865	ADW - REG*	Woodbine Racetrack - British Columbia Telephone Account Wagering	Canada	BCT
866	ADW - REG*	Woodbine Racetrack - Charlottetown IVR	Canada	CTI
867	ADW - REG*	Woodbine Racetrack - Clinton IVR	Canada	CLI
868	ADW - REG*	Woodbine Racetrack - Dresden IVR	Canada	DRI
869	ADW - REG*	Woodbine Racetrack - Elmira IVR	Canada	ELI
870	ADW - REG*	Woodbine Racetrack - Exhibition Park IVR	Canada	EPI
871	ADW - REG*	Woodbine Racetrack - Flamboro Downs IVR	Canada	FLN
872	Thoroughbred*	Woodbine Racetrack - Fort Erie IVR	Canada	FOI
873	ADW - REG*	Woodbine Racetrack - Greenwood Racetrack	Canada	GWR
874	ADW - REG*	Woodbine Racetrack - Hanover IVR	Canada	HNI
875	ADW - REG*	Woodbine Racetrack - Hiawatha IVR	Canada	HHI
876	ADW - REG*	Woodbine Racetrack - IVR WEG/FLAM	Canada	WEF
877	ADW - REG*	Woodbine Racetrack - IVR WEG/GRAND	Canada	WEG
878	ADW - REG*	Woodbine Racetrack - IVR WEG/OTN	Canada	WEO
879	ADW - REG*	Woodbine Racetrack - Kawartha IVR	Canada	KAI
880	ADW - REG*	Woodbine Racetrack - Marquis IVR	Canada	MAI
881	Thoroughbred*	Woodbine Racetrack - Mohawk Racetrack	Canada	MOH
882	ADW - REG*	Woodbine Racetrack - Newfoundland IVR	Canada	NFI
883	ADW - REG*	Woodbine Racetrack - Northlands IVR	Canada	NOI
884	ADW - REG*	Woodbine Racetrack - Sudbury IVR	Canada	SD1
885	ADW - REG*	Woodbine Racetrack - Nova Scotia IVR	Canada	NSI

California Authority of Racing Fairs
California Interstate Export Locations 2012
Secondary Sites

	CATEGORY	SITE NAME	LOCATION	TRA Code
886	Thoroughbred*	Woodbine Racetrack - OJC Teletheatres 2	Canada	OJB
887	Thoroughbred*	Woodbine Racetrack - OJC Teletheatres 3	Canada	OJC
888	Thoroughbred*	Woodbine Racetrack - OJC Teletheatres 4	Canada	OJD
889	Thoroughbred*	Woodbine Racetrack - OJC Teletheatres 5	Canada	OJE
890	ADW - REG*	Woodbine Racetrack - Quinte IVR	Canada	BQI
891	ADW - REG*	Woodbine Racetrack - Quebec IVR	Canada	QBC
892	ADW - REG*	Woodbine Racetrack - Rideau IVR	Canada	RII
893	ADW - REG*	Woodbine Racetrack - Summerside IVR	Canada	SUI
894	ADW - REG*	Woodbine Racetrack - Western Fair IVR	Canada	LOI
895	ADW - REG*	Woodbine Racetrack - Windsor HPI II	Canada	WIP
896	ADW - REG*	Woodbine Racetrack - Windsor IVR	Canada	WII
897	ADW - REG*	Woodbine Racetrack - Woodbine IVR	Canada	WOI
898	ADW - REG*	Woodbine Racetrack - Woodstock IVR	Canada	WRI
899	Thoroughbred*	Woodbine Racetrack - Mississauga Chinese Centre	Canada	WO2
900	Thoroughbred*	Woodbine Racetrack - Offside's	Canada	W12
901	Thoroughbred*	Woodbine Racetrack - PM Toronto	Canada	W13
902	Thoroughbred*	Woodbine Racetrack - RJ's on Main	Canada	W14
903	Thoroughbred*	Woodbine Racetrack - RJ's on Chrysler	Canada	W15
904	Thoroughbred*	Woodbine Racetrack - Sports Centre Café	Canada	W16
905	Thoroughbred*	Woodbine Racetrack - Stonehouse	Canada	W17
906	Thoroughbred*	Woodbine Racetrack - Sheraton Parkway	Canada	W18
907	Thoroughbred*	Woodbine Racetrack - Select Winners Lounge	Canada	W19
908	Thoroughbred*	Woodbine Racetrack - Turf Lounge	Canada	W20
909	Thoroughbred*	Woodbine Racetrack - Winner's Edge	Canada	W21
910	Thoroughbred*	Woodbine Racetrack - Silks	Canada	W22
911	Thoroughbred*	Woodbine Racetrack - WEGZ Stadium Bar	Canada	W23
912	Thoroughbred*	Woodbine Racetrack - Albert's Parlour	Canada	WAP
913	Thoroughbred*	Woodbine Racetrack - Mane Event	Canada	WEM
914	Thoroughbred*	Woodbine Racetrack - Adam's Rib	Canada	WER
915	Thoroughbred*	Woodbine Racetrack - Champions on the Danforth	Canada	WO3
916	Thoroughbred*	Woodbine Racetrack - Century Palace	Canada	WO4
917	Thoroughbred*	Woodbine Racetrack - Deerfield	Canada	WO5
918	Thoroughbred*	Woodbine Racetrack - East Chinatown	Canada	WO6
919	Thoroughbred*	Woodbine Racetrack - Heritage	Canada	WO7
920	Thoroughbred*	Woodbine Racetrack - The International	Canada	WO8
921	Thoroughbred*	Woodbine Racetrack - Le Skratch	Canada	WO9
922	Thoroughbred*	Woodbine Racetrack - Horsemans Tavern	Canada	HMT
923	Thoroughbred*	Woodbine Racetrack - Dead Heat	Canada	DHT
924	Thoroughbred*	Woodbine Racetrack - Moodies	Canada	MOD
925	Thoroughbred*	Woodbine Racetrack - Last Furlong	Canada	LAF
926	Thoroughbred*	Woodbine Racetrack - Champions at Royal Square	Canada	CRQ
927	Thoroughbred*	Woodbine Racetrack - Champions on Kingston	Canada	W24
928	Thoroughbred*	Woodbine Racetrack - Jimmyz Sports Bar	Canada	W27
929	Thoroughbred*	Woodbine Racetrack - Mohawk Handicapping Contest	Canada	MHC
930	Thoroughbred*	Woodbine Racetrack - ROI Billiards	Canada	ROB
931	Thoroughbred*	Woodbine Racetrack - Sneakers Sports Bar	Canada	SKS
932	Thoroughbred - SRC	Woodlands, The (closed)	KS	
933	Thoroughbred	Wyoming Downs	WY	
934	Thoroughbred*	Wyoming Downs - Bomber's Sports Bar	WY	ROS
935	Thoroughbred*	Wyoming Downs - Legal Tender Lounge	WY	SVA
936	ADW - NAT	Xpressbet	OR	MEI
937	Thoroughbred	Yavapai Downs	AZ	PRE
938	Thoroughbred	Yavapai Downs - See Turf Paradise for Secondary Outlets	AZ	
939	Standardbred	Yonkers Raceway	NY	YOR
940	ADW - REG	Yonkers Raceway - ADW (thru TVG)	NY	TVY
941	ADW - REG	Youbet Illinois	OR	YIL
942	Thoroughbred - SRC	Zia Park	NM	ZIA

 Presently not-in-operation

California Authority of Racing Fairs
California Interstate Export Locations 2012
Secondary Sites

CATEGORY	SITE NAME	LOCATION	TRA Code
	 <i>Regional Hub</i>		

**California Authority of Racing Fairs
Out-of-State Exported Races
2011 Master Rate Sheet**

Location	Status	CARF 2011 rate	California Purse Fee
1 AmWest Accounts	signed	0.075	0.0125
2 Arapahoe-Mile High	signed	3.00%	0.90%
3 Arapahoe - COPOW Acct Wagering	signed	5.00%	0.90%
4 Arima Race Club	signed	6.00%	0.00%
5 Arlington I	signed	3.00%	0.90%
6 Assiniboia Downs	signed	3.00%	0.90%
7 Atlantic City Racecourse	signed	3.00%	0.90%
8 Atlantis Resort & Casino	signed	4.50%	0.90%
9 Atokad	signed	3.25%	0.90%
10 Avatar	signed	4.50%	0.90%
11 Balmoral	signed	3.00%	0.90%
12 Balmoral ADW (Betzotic)	signed	6.00%	0.90%
13 Bangor Raceway	signed	4.50%	0.90%
14 Barrie Raceway	N/A	N/A	N/A
15 Batavia	agreed to/not signec	2.25%	0.90%
16 Bet America	signed	7.50%	1.25%
17 Bet Pad Ltd.	N/A	N/A	N/A
18 Bet Pad LTD. International	N/A	N/A	N/A
19 Bet Fair Games Limited	signed	N/A	N/A
20 Bettor Racing OTB	signed	4.50%	0.25%
21 Beulah Park	signed	3.00%	0.90%
22 Birmingham	signed	4.00%	0.90%
23 Black Bear (Rideau Carlton site)	signed	3.00%	0.90%
24 Bluffs Run Greyhound	signed	6.75%	0.90%
25 Bordertown - Remington	signed	4.00%	0.90%
26 Brandywine Turf Club (Philly Park)	signed	3.00%	0.90%
27 Brewster's Restaurant (Truro)	signed	3.00%	0.90%
28 Bucking Horse (Eastern MT Fair) - separate pool	signed	N/A	N/A
29 Buffalo Raceway	signed	3.50%	0.90%
30 Bwin International Ltd.	signed	4.00%	0.00%
31 Calder Racecourse	signed	3.00%	0.90%
32 Caliente (MIR) - Separate Pool	pending	\$2,600 per day	
33 Caliente (MIR) - Commingled	pending	6.00%	0.00%
34 Camarero (separate pool)	signed	N/A	N/A
35 Canterbury Day	signed	3.50%	0.90%
36 Capital District OTB	agreed to/not signec	2.25%	0.90%
37 Cashpoint Limited	signed	4.00%	0.00%
38 Casino Assn Gr	signed	N/A	N/A
39 Casino Association	signed	3.50%	0.00%
40 Catskills OTB	agreed to/not signec	2.25%	0.90%
41 Caymanas -Jamaica (separate pool)	signed	6.00%	0.00%
42 Center City Turf Club (Philly Park)	signed	3.00%	0.90%
43 Charles Town Race Course	signed	3.00%	0.90%
44 Charlotte Town (thru Red Shores)	signed	3.00%	0.90%
45 Chester Downs & Marina LLC	signed	3.00%	0.90%
46 Chester Downs Acct Wagering	signed	7.50%	1.25%
47 Churchill Downs	signed	3.00%	0.90%
48 Clinton Teletheatre	signed	3.00%	0.90%
49 Club Hipica Inturf (Colombia)	signed	6.00%	0.00%
50 Coeur d' Alene Casino	signed	7.50%	0.90%
51 Coeur d' Alene Greyhound	see GH at Post Falls		
52 Colonial Downs	signed	3.00%	0.90%

**California Authority of Racing Fairs
Out-of-State Exported Races
2011 Master Rate Sheet**

Location	Status	CARF 2011 rate	California Purse Fee
53 Colonial Downs Phone Bet	signed	3.00%	0.90%
54 Columbus Raceway	signed	3.50%	0.90%
55 Connecticut OTB	signed	4.00%	0.90%
56 Connecticut OTB Acct Wagering	signed	7.50%	1.25%
57 Corpus Christi Greyhound	signed	3.50%	0.90%
58 Cypress Bayou	signed	7.75%	0.90%
59 Delaware	signed	3.00%	0.90%
60 Delta Downs	signed	3.25%	0.90%
61 Divi Carina Bay Casino	signed	4.00%	0.00%
62 Dover Downs	signed	3.00%	0.90%
63 Dubuque GH	signed	N/A	N/A
64 Ducks Road House (RC site)	signed	3.00%	0.90%
65 eBet Online	signed	7.50%	1.25%
66 Elite Turf Club 2	signed	4.50%	0.25%
67 Elite Turf Club 3	signed	4.50%	0.25%
68 Elite Turf Club 4	signed	4.50%	0.25%
69 Elite Turf Club 5	signed	4.50%	0.25%
70 Elite Turf Club 6	signed	4.50%	0.25%
71 Elite Turf Club 7	signed	4.50%	0.25%
72 Elite Turf Club 9	signed	4.50%	0.25%
73 Ellis Park	signed	3.00%	0.90%
74 Elmira Raceway/Grand River	signed	3.00%	0.90%
75 Emerald Downs	signed	3.00%	0.90%
76 European Wagering Services	signed	7.50%	0.00%
77 Evangeline Downs	signed	3.25%	0.90%
78 Evansville/Clarksville OTB	signed	3.50%	0.90%
79 Exhibition Park (New Brunswick)	signed	3.00%	0.90%
80 Fair Chance	signed	4.00%	0.00%
81 Fair Meadows	signed	3.50%	0.90%
82 Fairgrounds	signed	3.00%	0.90%
83 Fairgrounds ADW	signed	5.00%	0.90%
84 Finger Lakes	signed	3.50%	0.90%
85 Flamboro Downs	signed	3.00%	0.90%
86 Flamboro Downs OTB	signed	3.00%	0.90%
87 Fonner	signed	3.50%	0.90%
88 Fort Erie	signed	3.00%	0.90%
89 Foxwoods	signed	4.50%	0.90%
90 France Galop	signed	N/A	N/A
91 Fraser Downs	signed	3.00%	0.90%
92 Fredericton (New Brunswick)	signed	3.00%	0.90%
93 Freehold	signed	3.00%	0.90%
94 Georgian Downs (Barrie Raceway)	signed	3.00%	0.90%
95 Gillespie County Fair	signed	3.50%	0.90%
96 Golden Gate	signed	N/A	N/A
97 Grand River	signed	3.00%	0.90%
98 Greenetrack	signed	7.25%	0.90%
99 Green Brier Resort (thru Amwest)	signed	5.00%	0.90%
100 Greyhound @ Post Falls	signed	6.75%	0.90%
101 Gulf Greyhound	signed	3.50%	0.90%
102 Gulfstream Park	signed	3.00%	0.90%
103 GWS German Tote	signed	4.00%	0.00%
104 Hanover Raceway (thru Grand River)	signed	3.00%	0.90%
105 Hanover Teletheatre (Thru Grand River)	signed	3.00%	0.90%
106 Harrah's Resort Atlantic City	signed		
107 Harrington Raceway	signed	3.00%	0.90%
108 Hastings Park	signed	3.00%	0.90%
109 Hawthorne Race Course	signed	3.00%	0.90%

**California Authority of Racing Fairs
Out-of-State Exported Races
2011 Master Rate Sheet**

	Location	Status	CARF 2011 rate	California Purse Fee
110	Hawthorne ADW	signed	6.00%	0.90%
111	Hazel Park	signed	3.50%	0.90%
112	Hiawatha Horse Park	signed	3.00%	0.90%
113	Ho-Chunk Casino	signed	4.00%	0.90%
114	Hollywood Park		N/A	N/A
115	Hoosier Park	signed	3.00%	0.90%
116	Horseman's Park	signed	3.25%	0.90%
117	Indiana Downs	signed	3.50%	0.90%
118	Intermountain Racing (Sandy Downs)	signed	5.75%	0.90%
119	Intl Betting Assoc. Ltd	signed	4.00%	0.00%
120	John Martin's Manor Restaurant	signed	4.00%	0.90%
121	Kawartha Downs	signed	3.00%	0.90%
122	Keeneland	signed	3.00%	0.90%
123	Kentucky OTB (see Turfway)		3.00%	0.90%
124	Lebanon	signed	3.25%	0.90%
125	Les Bois (Treasure Valley Racing)	signed	5.75%	0.90%
126	Lewiston OTB	signed	6.00%	0.90%
127	Lien Games	signed	7.50%	0.90%
128	Lien Games ADW	signed	7.50%	1.25%
129	Lincoln Racecourse	signed	3.25%	0.90%
130	Lodge at Belmont Greyhound	closed		
131	Lone Star	signed	3.00%	0.90%
132	Louisiana Downs	signed	3.25%	0.90%
133	Magna Bet	signed	4.00%	0.00%
134	Manor Downs	N/A		
135	Maronas Race Track	agreed to/not signec	6.00%	0.00%
136	Marquis Downs	signed	3.00%	0.90%
137	Maryland Jockey Club	signed	3.00%	0.90%
138	Maywood	signed	3.00%	0.90%
139	Meadowlands	signed	3.00%	0.90%
140	Meadows The	signed	3.00%	0.90%
141	Meadows The (ADW)	signed	7.50%	1.25%
142	Meskwaki Casino	signed	4.50%	0.90%
143	Millenium Racing (incl Pony Bar/Clinton Phipps)	signed	4.00%	0.00%
144	Millers OTB	signed	4.50%	0.90%
145	Mobile Greyhound Park	signed	4.00%	0.90%
146	Mohegun Sun	signed	4.00%	0.90%
147	Monmouth Park	signed	3.00%	0.90%
148	Montana OTB	signed	5.75%	0.90%
149	Monticello	signed	3.25%	0.90%
150	Mountaineer Park	signed	3.00%	0.90%
151	Mount Pleasant Meadows	signed	4.00%	0.90%
152	Nassau Regional OTB	agreed to/not signec	2.25%	0.90%
153	Nevada	signed	\$2,049 per day	.65% exotics
154	New Brunswick	signed	3.00%	0.90%
155	New Jersey Internet Wagering	signed	3.00%	0.90%
156	New Jersey Telephone Wagering	signed	3.00%	0.90%
157	New Jersey Mobile	signed	3.00%	0.90%
158	New Mexico (see Downs at Alb.)			
159	Newport Jai Alai	signed	7.50%	0.90%
160	New Zealand Racing Club	signed	N/A	N/A
161	Northeast Philly Turf Club (Philly Park)	signed	3.00%	0.90%
162	Northfield	signed	3.50%	0.90%
163	Northlands Park	signed	3.00%	0.90%
164	Northside Downs	signed	3.00%	0.90%
165	Northville	signed	3.50%	0.90%

**California Authority of Racing Fairs
Out-of-State Exported Races
2011 Master Rate Sheet**

Location	Status	CARF 2011 rate	California Purse Fee
166 NY OTB	N/A	N/A	N/A
167 NYRA	signed	4.00%	0.90%
168 NYRA Account Wagering	signed	3.50%	0.90%
169 Oaklawn	signed	3.00%	0.90%
170 Ocean Downs	signed	3.00%	0.90%
171 Offtrackbetting.com (Lien Games)	signed	7.50%	1.25%
172 Oneida Bingo & Casino	signed	4.00%	0.90%
173 Ontario Teletheatre Network (Grand River)	signed	3.00%	0.90%
174 Panama (Hipica de Panama)	signed	6.00%	0.00%
175 Paragon Casino Resort	signed	4.00%	0.90%
176 Penn Account Wagering	signed	3.00%	0.90%
177 Penn National	signed	3.00%	0.90%
178 Penn National Telebet	signed	3.00%	0.90%
179 Peru (Hippodromo Monterrico)	signed	6.00%	0.00%
180 Philadelphia Park	signed	3.00%	0.90%
181 Philly Park IVR	signed	3.00%	0.90%
182 Philly Park Internet	signed	3.00%	0.90%
183 Philly Park Phone Bet	signed	3.00%	0.90%
184 Phumelela	signed	6.00%	0.00%
185 Picov Downs (Ajax Downs)	signed	3.00%	0.90%
186 Pinnacle Race Course	N/A	N/A	N/A
187 Plainridge Race Course	signed	5.50%	0.90%
188 Plainridge Telephone Wagering	signed	6.50%	0.90%
189 Player Management Group		4.50%	0.25%
190			
191			
192			
193 Pocono Account Wagering	signed	3.00%	0.90%
194 Pocono Downs Internet	signed	3.00%	0.90%
195 Pocono Downs OTB	signed	3.00%	0.90%
196 Poconos	signed	3.00%	0.90%
197 Pojoaque	signed	4.50%	0.90%
198 Portland Meadows	signed	3.00%	0.90%
199 Potawatomi Casino/ OTB	signed	7.75%	0.90%
200 Prairie Meadows	signed	3.25%	0.90%
201 Premier Turf Club	signed	7.50%	1.25%
202 Presque Isle Downs	signed	4.00%	0.90%
203 Quinte Bowling Centre (Rideau Carl.)	signed	3.00%	0.90%
204 Racebets	signed	4.00%	N/A
205 Raceway Park	signed	4.00%	0.90%
206 Racing Channel	not signed	N/A	N/A
207 Racing2Day LLC	signed	7.50%	1.25%
208 Randall James	signed	4.00%	0.00%
209 Red Shores Racetrack	signed	3.00%	0.90%
210 Remington Park	signed	4.00%	0.90%
211 Rest Inn (Rideau Carlton site)	signed	3.00%	0.90%
212 Retama	signed	3.25%	0.90%
213 RGS	signed	4.50%	0.25%
214 RGS Group 1	signed	4.50%	0.25%
215 RGS Group 2	signed	4.50%	0.25%
216 RGS Group 5	signed	4.50%	0.25%
217 RGS Group 6	signed	4.50%	0.25%
218 Rideau Carleton Raceway	signed	3.00%	0.90%
219 Riders Up OTB (Amwest)	signed	5.00%	0.90%
220 River Downs	signed	3.25%	0.90%
221 Riverside Bar and Grill (Rideau Carl.)	signed	3.00%	0.90%
222 Rockingham Park	signed	3.00%	0.90%

**California Authority of Racing Fairs
Out-of-State Exported Races
2011 Master Rate Sheet**

	Location	Status	CARF 2011 rate	California Purse Fee
223	Rockingham Park Account Wagering	signed	3.00%	0.90%
224	Rocky Mountain Turf Club	signed	3.00%	0.90%
225	Royal Beach Casino	signed	4.00%	0.00%
226	Royal Britannia Hub (Rideau Carl.)	signed	3.00%	0.90%
227	Royal River Racing	signed	4.50%	0.25%
228	RPDC	signed	4.00%	0.90%
229	Ruidoso Downs	signed	3.25%	0.90%
230	Running Aces Harness Park	signed	3.00%	0.90%
231	Sam Houston	signed	3.00%	0.90%
232	San Isidro (Argentina)	signed	N/A	N/A
233	Santa Anita	signed	N/A	N/A
234	Saratoga Harness Raceway	signed	3.00%	0.90%
235	Saratoga Harness Account (Saratoga Bets)	signed	5.00%	0.90%
236	Saskatchewan Harness (Marquis)	signed	3.00%	0.90%
237	Scarborough	signed	4.00%	0.90%
238	Schanks Athletic Club (Rocky Mtn TC)	signed	3.00%	0.90%
239	Scioto Downs	signed	4.00%	0.90%
240	Seabrook Greyhound	signed	4.00%	0.90%
241	Shoreline Star Greyhound Park	signed	4.00%	0.90%
242	Skydancer Casino (Lien Games)	signed	7.50%	0.90%
243	Sol Mutuel	signed	4.50%	0.25%
244	South Philadelphia Turf Club	signed	3.00%	0.90%
245	Southland Greyhound	signed	4.00%	0.90%
246	Sports Center (Amwest)	signed	5.00%	0.90%
247	Sports Creek Raceway	signed	3.50%	0.90%
248	St. Anthony (Rideau Carlton site)	signed	3.00%	0.90%
249	St. John's Racing & Ent.	signed	3.00%	0.90%
250	Stables	signed	4.50%	0.90%
251	State Fair (Lincoln Race Course, NE)	signed	3.25%	0.90%
252	Sudbury Downs	signed	3.00%	0.90%
253	Suffolk District OTB	agreed to/not signec	2.25%	0.90%
254	Suffolk Downs	signed	3.00%	0.90%
255	Suffolk Downs (OTB Facilitators)	signed	4.00%	0.90%
256	Sunland Park	signed	3.25%	0.90%
257	SunRay Park & Casino	signed	3.25%	0.90%
258	TabCorp	signed	N/A	N/A
259	Tampa Bay Downs	signed	N/A	N/A
260	Tattsbet	signed	N/A	N/A
261	Taunton Acct Wagering	signed	6.75%	0.90%
262	Taunton Dog Track Inc.	signed	6.75%	0.90%
263	TBC Teletheaters AA	signed	3.00%	0.90%
264	TBC Teletheaters BC	signed	3.00%	0.90%
265	The Downs at Albuquerque	signed	3.25%	0.90%
266	Thistledown	signed	3.00%	0.90%
267	Time Out Lounge (Amwest)	signed	5.00%	0.90%
268	Tioga Downs	signed	3.00%	0.90%
269	Tote Investment Racing Service	signed	4.00%	0.00%
270	Triple Crown Casino (Amwest)	signed	5.00%	0.90%
271	Tri-State GH (Mardi Gras)	signed	4.00%	0.90%
272	Truro Raceway	signed	3.00%	0.90%
273	Turf Paradise	signed	3.25%	0.90%
274	Turfway Park	signed	3.00%	0.90%
275	TVG Network	signed	7.50%	1.25%
276	TVG Yonkers Acct. Wagering	signed	7.50%	1.25%
277	Twin River Greyhound	signed	6.75%	0.90%
278	TwinSpires	signed	7.50%	1.25%
279	Valley Greyhound Park	signed	4.00%	0.90%
280	Venezuela OTB	signed	6.00%	0.00%

California Authority of Racing Fairs
Out-of-State Exported Races
2011 Master Rate Sheet

	Location	Status	CARF 2011 rate	California Purse Fee
281	Vernon Downs	signed	4.00%	0.90%
282	Western Fair Raceway	signed	3.00%	0.90%
283	Wager2Win (Offtrackbetting.com)	signed	7.50%	1.25%
284	Western Regional OTB	agreed to/not signec	2.25%	0.90%
285	Wheeling Downs	signed	6.75%	0.90%
286	Will Rogers Downs	signed	4.00%	0.90%
287	Windsor Raceway	signed	3.00%	0.90%
288	Winrac Developments (Dresden/Woodstock)	signed	3.00%	0.90%
289	Winner's OTB (Lewiston)	signed	6.00%	0.90%
290	Woodbine	signed	3.00%	0.90%
291	Wyoming	signed	5.75%	0.90%
292	XpressBet	signed	7.50%	1.25%
293	Yavapia Downs	pending	3.25%	0.90%
294	Yonkers Raceway	signed	3.25%	0.90%
295	Yonkers Account Wagering	see TVG Yonkers		
296	Youbet Group 1	N/A		
297	Youbet Illinois	agreed to/not signec	7.50%	1.25%
298	Zia Park	signed	3.25%	0.90%

ADOPTED 2011 MEMBER DUES

Dec 1, 2008-Nov 30, 2009 Handle

CARF MEMBER FAIRS TOTAL HANDLE

Location	Off-Track S/W Handle	On-Track Handle	Out-of-State Handle	Off Track Handle	ADW Handle	Total Handle	2009 handle % of Total	Actual 2007 Dues	Actual 2008 Dues	Actual 2009 Dues	Actual 2010 Dues	Adopted 2011 Dues
Eureka	1,604,830							3,367	3,367	3,367	0	0
Anderson	2,144,212					2,144,212	0.420%	3,367	3,367	3,367	3,367	3,367
Tulare	3,396,496					3,396,496	0.665%	3,367	3,367	3,367	3,367	3,367
Ferndale	173,374	765,661	1,247,109	1,212,630	1,430,099	4,828,873	0.945%	3,367	3,367	3,367	3,367	3,367
Santa Maria	5,323,397						0.000%	7,856	7,856	7,856	7,856	7,856
Santa Barbara	5,662,564							7,856	7,856	7,856	0	0
Shalimar (Indio)	6,883,647					6,883,647	1.347%	7,856	7,856	7,856	7,856	7,856
Monterey	8,249,768					8,249,768	1.615%	7,856	7,856	7,856	7,856	7,856
Turlock	8,413,030					8,413,030	1.647%	7,856	7,856	7,856	7,856	7,856
Bakersfield	8,485,098					8,485,098	1.661%	7,856	7,856	7,856	7,856	7,856
Victorville	9,159,173					9,159,173	1.793%	7,856	7,856	7,856	7,856	7,856
Lake Perris	15,948,208					15,948,208	3.121%	16,834	16,834	16,834	16,834	16,834
Lancaster	16,085,180					16,085,180	3.148%	7,856	7,856	7,856	16,834	16,834
Ventura	28,074,342					28,074,342	5.495%	21,042	21,042	21,042	21,042	21,042
Vallejo	17,881,644	988,623	3,569,484	5,770,841	2,150,319	30,360,911	5.942%	21,042	21,042	21,042	21,042	21,042
San Bernardino	31,203,205					31,203,205	6.107%	21,042	21,042	21,042	21,042	21,042
Fresno	11,403,230	3,330,997	5,793,375	10,476,616	4,074,850	35,079,069	6.866%	16,834	16,834	16,834	21,042	21,042
Stockton	20,324,284	1,673,003	5,196,865	10,021,748	4,050,776	41,266,676	8.077%	21,042	21,042	21,042	21,042	21,042
Santa Rosa	12,209,007	3,761,855	8,326,193	12,539,588	5,027,465	41,864,109	8.194%	21,042	21,042	21,042	21,042	21,042
Sacramento	28,614,064	2,787,250	5,563,234	13,235,109	5,263,598	55,463,255	10.855%	0	25,252	25,252	25,252	25,252
Pleasanton	41,459,921	6,251,700	10,169,316	15,520,927	6,579,985	79,981,848	15.654%	25,252	25,252	25,252	25,252	25,252
San Mateo	84,048,612	0	0	0	0	84,048,612	16.450%	16,834	16,834	16,834	25,252	25,252
Totals	366,747,284	19,559,090	39,865,577	68,777,459	28,577,091	510,935,709	100%	257,280	282,532	282,532	292,913	292,913

ALTERNATIVE DUES STRUCTURE - DRAFT

Jan 1, 2010-Dec 31, 2010

2010 CARF MEMBER FAIRS TOTAL HANDLE

run takeout summary report for each host													\$290,000
Location	Off-Track S/W Handle	On-Track Handle	Out-of-State Handle	Off Track Handle	ADW Handle	Total Handle	2010 handle % of Total	Actual 2007 Dues	Actual 2008 Dues	Actual 2009 Dues	Actual 2010 Dues	2011 Dues	Dues as Handle Percentage
Anderson	1,656,026					1,656,026	0.379%	3,367	3,367	3,367	3,367	3,367	\$1,099.04
Tulare	3,074,610					3,074,610	0.704%	3,367	3,367	3,367	3,367	3,367	\$2,040.49
Shalimar (Indio)	4,487,825					4,487,825	1.027%	7,856	7,856	7,856	7,856	7,856	\$2,978.38
Monterey	6,722,027					6,722,027	1.538%	7,856	7,856	7,856	7,856	7,856	\$4,461.13
Turlock	7,214,446					7,214,446	1.651%	7,856	7,856	7,856	7,856	7,856	\$4,787.93
Bakersfield	6,558,942					6,558,942	1.501%	7,856	7,856	7,856	7,856	7,856	\$4,352.90
Victorville	5,473,667					5,473,667	1.253%	7,856	7,856	7,856	7,856	7,856	\$3,632.65
Ferndale	87,615	792,947	1,949,331	5,694,349	2,364,511	10,888,753	2.492%	3,367	3,367	3,367	3,367	3,367	\$7,226.42
Lake Perris	14,054,300					14,054,300	3.216%	16,834	16,834	16,834	16,834	16,834	\$9,327.26
Lancaster	14,660,143					14,660,143	3.355%	7,856	7,856	7,856	16,834	16,834	\$9,729.33
Vallejo	16,238,687					16,238,687	3.716%	21,042	21,042	21,042	21,042	21,042	\$10,776.95
Ventura	25,470,222					25,470,222	5.829%	21,042	21,042	21,042	21,042	21,042	\$16,903.54
San Bernardino	26,956,148					26,956,148	6.169%	21,042	21,042	21,042	21,042	21,042	\$17,889.69
Fresno	9,693,638	3,190,911	5,673,723	8,754,919	3,522,389	30,835,580	7.057%	16,834	16,834	16,834	21,042	21,042	\$20,464.31
Stockton	17,506,805	830,251	1,950,333	4,012,283	1,841,358	26,141,029	5.982%	21,042	21,042	21,042	21,042	21,042	\$17,348.73
Santa Rosa	10,701,934	4,007,624	10,971,548	16,101,870	6,005,314	47,788,290	10.936%	21,042	21,042	21,042	21,042	21,042	\$31,715.12
Sacramento	24,573,807	1,881,408	4,316,892	9,196,006	3,727,868	43,695,981	10.000%	0	25,252	25,252	25,252	25,252	\$28,999.23
Pleasanton	37,549,471	5,468,668	9,047,139	13,475,915	6,471,083	72,012,275	16.480%	25,252	25,252	25,252	25,252	25,252	\$47,791.59
San Mateo	73,042,525	0	0	0	0	73,042,525	16.716%	16,834	16,834	16,834	25,252	25,252	\$48,475.32
Totals	305,722,835	16,171,809	33,908,967	57,235,341	23,932,522	436,971,474	100%						290,000

COMPARATIVE DATA FOR DISCUSSION OF CARF DUES

Location	F&E Classification	2010 Total Handle	2010 Total STOP Operating Rev.	2010 Total SWF Oper. Rev.	2010 SWF (Comm.,Attend,Prog.)	2010 Horse Racing STOP Rev.	2011 Current Dues
Anderson	III+	1,656,026	952,683	64,643	62,296		\$3,367
Tulare	IV	3,074,610	1,784,972	136,900	123,147		\$3,367
Shalimar (Indio)	IV+	4,487,825	3,608,031	231,084	213,707		\$7,856
Victorville	IV	5,473,667	1,948,360	320,260	289,671		\$7,856
Bakersfield	V	6,558,942	5,346,995	276,565	262,979		\$7,856
Monterey	IV	6,722,027	1,811,993	297,164	258,582		\$7,856
Turlock	IV+	7,214,446	3,406,863	305,515	266,637		\$7,856
Ferndale	III+	10,888,753	1,416,983			754,853	\$3,367
Lake Perris	IV+	14,054,300	2,358,406	745,176	658,754		\$16,834
Lancaster	V	14,660,143	4,821,571	895,012	757,569		\$16,834
Vallejo	IV+	16,238,687	2,982,674	657,728	632,734		\$21,042
Ventura	VI	25,470,222	7,270,703	1,085,107	911,469		\$21,042
Stockton	IV+	26,141,029	2,803,688	730,143	235,883	708,099	\$21,042
San Bernardino	VI	26,956,148	5,908,378	1,691,430	1,383,502		\$21,042
Fresno	VI	30,835,580	10,434,914	432,782	413,247	1,374,697	\$21,042
Sacramento	VII	43,695,981	28,469,795	1,099,504		912,066	\$25,252
Santa Rosa	VI	47,788,290	9,065,228	563,887	486,924	2,022,402	\$21,042
Pleasanton	VII	72,012,275	19,946,505	2,104,370	1,808,752	3,642,322	\$25,252
San Mateo	V	73,042,525	8,014,151	3,406,882	3,263,686		\$25,252
Totals		436,971,474	122,352,893	15,044,152	12,029,539	9,414,439	285,057

Fair Name	Member ID	2009 Operating Revenue	2011 WFA & CFA Dues	Addl 5%	2010 Fair Attendance	2011 WFA Dues	2011 CFA Dues	2011 Second Listing(s)	Total 2011 Dues	
										Paid
Valley Fair. The	1467	\$32,563	\$870	\$44		\$190	\$724		\$914	
Schools Involvement Exposition	1400	\$43,851	\$870	\$44	4,500	\$190	\$724		\$914	
San Benito County Saddle Horse Show	4733	\$129,305	\$1,160	\$58	0	\$190	\$1,028		\$1,218	
Modoc District Fair	1434	\$148,113	\$1,160	\$58	5,011	\$190	\$1,028		\$1,218	
Glenn County Fair	1396	\$150,000	\$1,160	\$58	33,285	\$190	\$1,028		\$1,218	
Trinity County Fair	1499	\$195,729	\$1,450	\$73	5,500	\$190	\$1,333		\$1,523	
Mendocino County Fair & Apple Show	1430	\$304,508	\$2,030	\$102	14,955	\$190	\$1,942		\$2,132	
Colorado River Fair	1379	\$323,385	\$2,030	\$102	16,986	\$190	\$1,942		\$2,132	
Sacramento County Fair	1463	\$360,875	\$2,030	\$102	68,877	\$190	\$1,942		\$2,132	
Tulelake-Butte Valley Fair	1501	\$377,312	\$2,030	\$102	57,000	\$190	\$1,942		\$2,132	
San Benito County Fair	1468	\$378,112	\$2,030	\$102	18,008	\$190	\$1,942		\$2,132	
Desert Empire Fair	1384	\$378,522	\$2,030	\$102	14,000	\$190	\$1,942	\$100	\$2,232	
Inter-Mountain Fair of Shasta County	1404	\$435,889	\$2,310	\$116	25,000	\$190	\$2,236		\$2,426	
Plumas-Sierra County Fair	1454	\$438,415	\$2,310	\$116	17,010	\$190	\$2,236		\$2,426	
Del Norte County Fair	1383	\$451,978	\$2,310	\$116	29,000	\$190	\$2,236		\$2,426	
Mother Lode Fair	1437	\$452,396	\$2,310	\$116	18,000	\$190	\$2,236		\$2,426	
Lake County Fair	1416	\$479,906	\$2,310	\$116	38,000	\$190	\$2,236		\$2,426	
Butte County Fair	1364	\$483,518	\$2,310	\$116	34,720	\$190	\$2,236	\$100	\$2,526	
Mariposa County Fair & Homecoming	1429	\$496,499	\$2,310	\$116	30,000	\$190	\$2,236		\$2,426	
Lassen County Fair	1419	\$515,204	\$2,310	\$116	48,065	\$190	\$2,236	\$200	\$2,626	
Calaveras County Fair	1365	\$522,799	\$2,310	\$116	48,500	\$190	\$2,236		\$2,426	
Tehama District Fair	1495	\$570,196	\$2,600	\$130	18,000	\$190	\$2,540		\$2,730	
The Kings Fair	1412	\$578,560	\$2,600	\$130	31,089	\$190	\$2,540		\$2,730	
Colusa County Fair	1381	\$590,530	\$2,600	\$130	20,000	\$190	\$2,540	\$100	\$2,830	
Amador County Fair	1358	\$595,129	\$2,600	\$130	28,551	\$190	\$2,540		\$2,730	
Siskiyou Golden Fair	1485	\$618,070	\$2,600	\$130	51,114	\$190	\$2,540		\$2,730	
Redwood Acres Fair	1457	\$626,740	\$2,600	\$130	18,500	\$190	\$2,540		\$2,730	
Redwood Empire Fair	1458	\$736,082	\$2,600	\$130	21,500	\$190	\$2,540		\$2,730	
Gold Country Fair	1397	\$744,976	\$2,600	\$130	32,000	\$190	\$2,540	\$100	\$2,830	
Merced County Spring Fair	1432	\$770,197	\$2,600	\$130		\$190	\$2,540		\$2,730	
Cloverdale Citrus Fair	1376	\$776,264	\$2,600	\$130	13,500	\$190	\$2,540		\$2,730	
Yuba-Sutter Fair	1513	\$786,995	\$2,600	\$130	56,000	\$190	\$2,540	\$100	\$2,830	
Shasta District Fair	1482	\$931,343	\$2,890	\$145	84,134	\$190	\$2,845		\$3,035	
Lodi Grape Festival	1421	\$966,671	\$2,890	\$145	77,000	\$190	\$2,845		\$3,035	
Napa County Fair	1439	\$982,266	\$2,890	\$145	17,676	\$190	\$2,845		\$3,035	
Yolo County Fair	1512	\$998,552	\$2,890	\$145	147,000	\$190	\$2,845		\$3,035	
Contra Costa County Fair	1382	\$1,105,680	\$2,890	\$145	54,000	\$190	\$2,845		\$3,035	
Dixon May Fair	1385	\$1,120,287	\$2,890	\$145	87,128	\$190	\$2,845		\$3,035	
Salinas Valley Fair	1464	\$1,154,451	\$2,890	\$145	28,000	\$190	\$2,845		\$3,035	
California Mid-Winter Fair	4731	\$1,180,177	\$2,890	\$145	89,950	\$190	\$2,845		\$3,035	
Humboldt County Fair	1402	\$1,194,753	\$2,890	\$145	70,000	\$190	\$2,845		\$3,035	
El Dorado County Fair	1392	\$1,262,292	\$2,890	\$145	55,000	\$190	\$2,845	\$100	\$3,135	
Napa Town & Country Fair	1440	\$1,307,463	\$2,890	\$145	38,738	\$190	\$2,845		\$3,035	
Santa Cruz County Fair	0045	\$1,308,481	\$2,890	\$145	70,341	\$190	\$2,845		\$3,035	
Placer County Fair	1453	\$1,378,825	\$2,890	\$145	25,000	\$190	\$2,845		\$3,035	
Sonoma-Marin Fair	1488	\$1,529,523	\$2,890	\$145	60,073	\$190	\$2,845		\$3,035	
Merced County Fair	1431	\$1,582,845	\$2,890	\$145	66,521	\$190	\$2,845		\$3,035	
Tulare County Fair	1500	\$1,674,067	\$2,890	\$145	95,000	\$190	\$2,845	\$100	\$3,135	
Marin County Fair	1428	\$1,748,159	\$2,890	\$145	115,000	\$190	\$2,845		\$3,035	
Madera District Fair	1426	\$1,749,346	\$2,890	\$145	54,540	\$190	\$2,845		\$3,035	
Monterey County Fair	1436	\$2,071,807	\$2,890	\$145	72,138	\$190	\$2,845	\$100	\$3,135	
Chowchilla-Madera County Fair	1425	\$2,086,198	\$2,890	\$145	19,345	\$190	\$2,845		\$3,035	
San Bernardino County Fair	1466	\$2,219,875	\$2,890	\$145	76,894	\$190	\$2,845		\$3,035	
Nevada County Fair	3418	\$2,305,628	\$2,890	\$145	97,000	\$190	\$2,845	\$100	\$3,135	
Santa Barbara County Fair-Santa Maria	1474	\$2,487,264	\$2,890	\$145	126,000	\$190	\$2,845	\$100	\$3,135	
Santa Barbara Fair & Expo	1476	\$2,506,666	\$2,890	\$145	48,995	\$190	\$2,845	\$200	\$3,235	drop 2nd listing
Southern California Fair	1394	\$2,552,945	\$2,890	\$145	122,088	\$190	\$2,845		\$3,035	
San Joaquin County Fair	1470	\$3,021,288	\$3,470	\$174	82,757	\$190	\$3,454	\$0	\$3,644	
Santa Clara County Fair	5059	\$3,165,272	\$3,470	\$174	25,412	\$190	\$3,454		\$3,644	
Stanislaus County Fair	1493	\$3,423,351	\$3,470	\$174	209,108	\$270	\$3,374		\$3,644	
Solano County Fair	1486	\$3,542,286	\$3,470	\$174	36,412	\$190	\$3,454		\$3,644	
Riverside County Fair & Nat'l Date Festival	1461	\$3,807,339	\$3,470	\$174	310,394	\$270	\$3,374		\$3,644	
Grand Nat'l Rodeo, Horse & Stock Show	1398	\$4,016,626	\$3,470	\$174	18,205	\$190	\$3,454		\$3,644	
Kern County Fair	1410	\$5,097,078	\$3,470	\$174	370,184	\$370	\$3,274		\$3,644	
Antelope Valley Fair	1359	\$5,264,240	\$3,470	\$174	190,000	\$270	\$3,374		\$3,644	
National Orange Show	1441	\$7,262,235	\$3,470	\$174		\$190	\$3,454		\$3,644	
Ventura County Fair	1503	\$7,456,060	\$3,470	\$174	328,520	\$270	\$3,374		\$3,644	
San Mateo County Expo & Fair	1472	\$7,735,829	\$3,470	\$174	104,000	\$190	\$3,454		\$3,644	
Sonoma County Fair	1487	\$8,481,445	\$3,470	\$174	270,245	\$270	\$3,374	\$100	\$3,744	
California Mid-State Fair	1471	\$8,717,636	\$3,470	\$174	399,122	\$370	\$3,274		\$3,644	
Big Fresno Fair	1363	\$9,725,792	\$3,470	\$174	542,537	\$370	\$3,274		\$3,644	
Alameda County Agricultural Fair	1356	\$19,982,362	\$3,470	\$174	418,499	\$370	\$3,274		\$3,644	
Orange County Fair	1449	\$28,210,020	\$3,470	\$174		\$190	\$3,454	\$100	\$3,744	
California State Fair	1367	\$30,562,287	\$3,470	\$174	742,352	\$480	\$3,164		\$3,644	
San Diego County Fair	1491	\$55,159,174	\$3,470	\$174	1,338,500	\$790	\$2,854		\$3,644	
		\$268,528,503	\$202,950	\$10,148	8,000,479	\$16,260	\$196,838	\$1,600	\$214,698	

10 YEAR ANALYSIS ON CARF MEMBER DUES

CARF MEMBER FAIRS TOTAL HANDLE											
Handle Year	2000	2000	2000	2000	2000	2000	2004	2004	2007	2009	2009
Location	Actual 2001 Dues	Actual 2002 Dues	Actual 2003 Dues	Actual 2004 Dues	Actual 2005 Dues	Actual 2006 Dues	Actual 2007 Dues	Actual 2008 Dues	Actual 2009 Dues	Actual 2010 Dues	Actual 2011 Dues
Eureka	2,019	2,423	2,783	2,783	3,061	3,367	3,367	3,367	3,367	(842)	
Anderson	2,019	2,423	2,783	2,783	3,061	3,367	3,367	3,367	3,367	3,367	3,367
Tulare	2,019	2,423	2,783	2,783	3,061	3,367	3,367	3,367	3,367	3,367	3,367
Ferndale	2,019	2,423	2,783	2,783	3,061	3,367	3,367	3,367	3,367	3,367	3,367
Santa Maria	4,710	5,652	6,493	6,493	7,142	7,856	7,856	7,856	7,856	7,856	7,856
Santa Barbara	4,710	5,652	6,493	6,493	7,142	7,856	7,856	7,856	7,856	(1,964)	
Shalimar (Indio)	4,710	5,652	6,493	6,493	7,142	7,856	7,856	7,856	7,856	7,856	7,856
Monterey	4,710	5,652	6,493	6,493	7,142	7,856	7,856	7,856	7,856	7,856	7,856
Turlock	4,710	5,652	6,493	6,493	7,142	7,856	7,856	7,856	7,856	7,856	7,856
Bakersfield	4,710	5,652	6,493	6,493	7,142	7,856	7,856	7,856	7,856	7,856	7,856
Victorville	4,710	5,652	6,493	6,493	7,142	7,856	7,856	7,856	7,856	7,856	7,856
Lake Perris	10,093	12,112	13,912	13,912	15,303	16,834	16,834	16,834	16,834	16,834	16,834
Lancaster	4,710	5,652	6,493	6,493	7,142	7,856	7,856	7,856	7,856	16,834	16,834
Ventura	12,616	15,139	17,390	17,390	19,129	21,042	21,042	21,042	21,042	21,042	21,042
Vallejo	12,616	15,139	17,390	17,390	19,129	21,042	21,042	21,042	21,042	21,042	21,042
San Bernardino	12,616	15,139	17,390	17,390	19,129	21,042	21,042	21,042	21,042	21,042	21,042
Fresno	10,093	12,112	13,912	13,912	15,303	16,834	16,834	16,834	16,834	21,042	21,042
Stockton	12,616	15,139	17,390	17,390	19,129	21,042	21,042	21,042	21,042	21,042	21,042
Santa Rosa	12,616	15,139	17,390	17,390	19,129	21,042	21,042	21,042	21,042	21,042	21,042
Sacramento	15,140	18,168	20,869	20,869	22,956	4,209		25,252	25,252	25,252	25,252
Pleasanton	15,140	18,168	20,869	20,869	22,956	25,252	25,252	25,252	25,252	25,252	25,252
San Mateo	10,093	12,112	13,912	13,912	15,303	16,834	16,834	16,834	16,834	25,252	25,252
Del Mar	15,140	18,168	20,869	20,869	22,856						
Totals	184,535	221,444	254,365	254,365	279,700	261,486	257,280	282,532	282,532	290,107	292,913

Detailed Distribution Report

Date Range: 01/01/2000 - 12/31/2000
Race Type: All Races
Hosts: All Hosts
Locations: All Locations
Tracks: All Tracks
Report By: Location
Location Types: Fairs

Location	Handle	License Fee	CHRB Support Fee	F & E	City Tax	Equine	Workers Comp	Location	Expense	Promotion	Chrims	Van Stable	Proxy Fees	Harness Loc Fees	Track	Purses	SB1072	Owners	Breeders Sires	To Out of State Tracks
Anderson	3,710,817.50	42,590.44	0	3,503.68	12,145.08	3,711.43	0	73,605.19	124,957.57	14,723.73	0	25,744.77	0	0	188,738.90	188,591.05	0	2,641.85	19,263.75	0
Bakersfield	12,255,373.00	124,096.48	0	7,862.25	40,210.46	12,256.30	0	243,699.42	486,664.94	51,726.72	0	64,408.63	0	0	642,523.76	641,040.51	0	6,577.67	60,286.33	0
Bay Meadows	9,092,555.40	64,105.32	0	44,701.22	30,005.44	9,092.56	0	25,593.71	302,851.47	20,190.06	0	35,332.72	0	0	588,017.51	615,240.69	0	6,714.99	43,478.65	0
Del Mar	1,121,768.10	6,770.84	0	0	3,701.85	1,121.85	0	22,435.35	67,306.08	5,609.18	0	0	0	0	53,073.98	57,889.08	0	0	4,567.84	0
Eureka	2,109,597.90	24,477.38	0	1,531.19	6,904.71	2,110.24	0	41,846.88	68,957.37	8,373.62	0	14,619.79	0	0	89,000.87	88,078.99	0	1,489.31	10,987.43	0
Ferndale	984,238.30	4,452.69	0	8,232.54	3,248.02	984.3	0	4,928.51	14,785.53	988.26	0	1,707.64	0	0	72,686.47	78,060.84	0	812.66	4,717.80	0
Fresno	18,878,264.80	181,382.05	0	43,437.05	61,909.17	18,879.25	0	314,440.54	575,939.35	65,001.32	0	95,283.08	0	0	1,068,269.14	1,092,627.30	0	12,082.02	94,581.67	0
Fresno Club One	4,459,389.30	45,152.55	0	3,737.00	14,678.64	4,460.79	0	88,960.66	177,310.51	18,809.01	0	24,037.44	0	0	229,542.78	229,171.77	0	2,450.93	22,072.95	0
Imperial	63,557.80	1,310.37	0	0	2.48	63.56	0	1,083.82	1,354.85	216.77	0	303.49	0	0	2,630.86	2,593.24	0	37.93	292.66	0
Lake Perris	26,969,696.00	495,725.07	0	20,044.88	88,534.63	26,970.93	0	536,572.38	840,819.12	111,000.14	0	129,679.01	0	0	1,381,015.58	1,365,982.50	0	16,235.11	139,134.02	0
Lakeport	40,997.50	533	0	0	0	41.01	0	674.72	843.45	134.96	0	236.15	0	0	1,684.30	1,716.16	0	23.59	182.15	0
Lancaster	18,029,341.10	320,461.89	0	11,470.05	59,232.83	18,030.69	0	358,984.34	584,392.96	75,050.96	0	82,334.70	0	0	944,243.35	937,163.93	0	10,313.05	92,133.10	0
Merced	49,104.00	638.36	0	0	0	49.12	0	801.03	1,001.33	160.2	0	280.37	0	0	2,080.88	2,089.38	0	28.02	216.29	0
Monterey	15,635,565.70	161,201.13	0	9,535.30	51,305.04	15,636.63	0	310,940.57	596,815.83	65,563.19	0	85,222.33	0	0	840,975.23	837,331.71	0	8,677.39	77,680.83	0
Paso Robles	229,914.70	4,740.73	0	0	20.82	229.92	0	3,983.80	4,979.81	796.76	0	1,115.45	0	0	10,065.92	9,926.89	0	139.43	1,075.58	0
Pleasanton	70,284,177.20	748,274.63	0	106,258.55	230,945.29	70,285.42	0	1,252,445.01	2,406,731.16	267,163.29	0	393,315.74	0	0	3,813,308.40	3,856,831.83	0	44,167.22	354,134.39	0
Pomona	84,116,338.80	1,479,938.85	0	150,135.74	276,536.82	84,117.55	0	1,429,320.28	2,249,859.26	303,066.56	0	359,116.95	0	0	4,662,489.46	4,699,842.78	0	52,460.84	432,044.96	0
Sacramento	56,974,533.50	602,335.37	0	65,402.19	187,144.69	56,975.83	0	1,068,268.45	2,037,360.82	225,345.46	0	320,603.08	0	0	2,970,242.57	3,002,669.06	0	34,763.05	286,237.81	0
San Bernardino	51,708,817.70	943,243.35	0	38,445.30	169,770.57	51,709.78	0	1,028,910.93	1,629,518.62	213,438.42	0	245,334.33	0	0	2,685,742.26	2,656,322.69	0	30,725.58	266,040.00	0
San Jose	60,059,435.70	612,613.43	0	47,450.04	197,510.47	60,060.47	0	1,197,033.43	2,347,631.65	251,903.44	0	331,503.43	0	0	3,122,181.81	3,125,193.15	0	33,836.61	298,473.73	0
Santa Barbara	10,306,291.50	200,020.05	0	7,235.65	33,763.69	10,307.45	0	204,629.08	294,235.25	41,596.76	0	53,567.75	0	0	534,651.37	527,824.24	0	6,706.57	54,067.11	0
Santa Maria	11,379,353.90	222,912.76	0	8,902.23	37,392.24	11,380.43	0	226,618.36	323,911.04	46,109.27	0	59,090.27	0	0	580,772.79	573,332.09	0	7,394.95	59,885.40	0
Santa Rosa	29,129,845.40	305,128.36	0	69,299.28	95,696.39	29,131.04	0	453,988.05	916,513.09	99,442.32	0	141,019.45	0	0	1,663,325.73	1,702,240.50	0	18,520.01	144,965.52	0
Shalimar (Indio)	12,253,286.00	234,028.78	0	7,390.50	40,175.18	12,254.79	0	243,486.43	362,683.94	49,952.18	0	61,206.68	0	0	632,212.28	624,204.31	0	7,656.78	63,773.79	0
Sonora	50,770.60	660.02	0	0	0	50.76	0	853.72	1,067.21	170.74	0	298.81	0	0	2,166.33	2,184.22	0	29.85	230.52	0
Stockton	33,614,249.00	346,249.55	0	45,011.79	110,535.07	33,615.56	0	628,103.91	1,234,171.63	132,993.57	0	180,810.06	0	0	1,808,858.52	1,820,779.79	0	20,026.99	167,429.44	0
Surfside Race Place	99,487,567.90	1,928,879.76	0	42,808.89	325,210.97	99,488.70	0	1,970,974.89	2,856,825.92	401,523.09	0	511,340.09	0	0	5,091,100.29	5,021,854.92	0	63,941.76	519,724.49	0
Tulare	5,363,493.70	59,621.16	0	4,564.74	17,567.86	5,364.56	0	106,470.58	186,360.27	21,647.27	0	34,797.82	0	0	271,453.50	271,230.53	0	3,545.30	27,513.98	0
Turlock	10,639,611.10	119,778.19	0	10,925.79	34,907.70	10,640.47	0	211,560.84	367,283.35	42,741.81	0	71,043.96	0	0	544,771.02	545,576.72	0	7,296.23	54,897.32	0
Vallejo	31,039,815.00	318,547.10	0	46,781.22	102,116.61	31,041.07	0	548,336.61	1,105,557.24	118,602.41	0	162,498.89	0	0	1,699,596.80	1,718,117.98	0	18,749.45	154,504.03	0
Ventura	46,363,544.10	867,767.68	0	32,390.45	152,188.16	46,364.64	0	922,351.31	1,397,963.21	189,672.66	0	229,225.19	0	0	2,417,239.73	2,388,134.64	0	28,700.01	240,811.52	0
Victorville	14,341,574.20	255,320.95	0	9,591.06	47,135.72	14,342.94	0	285,670.65	466,887.13	59,746.52	0	65,370.65	0	0	732,989.78	725,800.27	0	8,191.48	73,244.51	0
Yuba City	44,477.60	578.23	0	0	0	44.5	0	702.94	878.72	140.56	0	246.04	0	0	1,830.18	1,837.34	0	24.58	189.77	0
(Total: 33 records)	740,787,364.00	10,723,536.52	0	846,648.58	2,430,496.60	740,814.54	0	13,808,276.39	24,034,419.68	2,903,601.21	0	3,780,694.76	0	0	39,349,482.35	39,411,481.10	0	454,961.21	3,768,839.34	0

Detailed Distribution Report

Date Range: 01/01/2004 - 12/31/2004
Race Type: All Races
Hosts: All Hosts
Locations: All Locations
Tracks: All Tracks
Report By: Location
Location Types: Fairs

Location	Handle	License Fee	CHRB Support Fee	F & E	City Tax	Equine	Workers Comp	Location	Expense	Promotion	Chrims	Van Stable	Proxy Fees	Harness Loc Fees	Track	Purses	SB1072	Owners	Breeders Sires	To Out of State Tracks
Anderson	3,280,003.50	37,467.35	0	2,504.04	10,661.07	3,280.75	4,391.58	64,611.90	107,729.37	12,867.64	0	30,033.58	0	0	164,886.73	164,715.10	0	2,278.26	16,815.55	0
Bakersfield	10,693,709.00	107,854.76	0	6,177.14	34,933.20	10,694.71	13,827.75	211,715.24	422,771.70	44,429.49	0	75,409.12	4,159.58	0	536,722.37	537,701.76	0	5,674.51	51,980.43	0
Bay Meadows	6,616,630.80	44,073.27	0	24,703.87	21,834.89	6,616.69	14,751.79	18,843.01	248,774.75	16,584.98	0	38,974.73	0	0	402,790.75	418,763.91	0	4,650.04	31,759.84	0
Del Mar	977,477.50	5,755.89	0	0	3,225.70	977.56	2,004.73	19,549.53	58,648.65	4,887.67	0	0	0	0	46,869.50	50,538.28	0	0	4,004.53	0
Eureka	2,208,215.10	25,277.82	0	1,669.42	7,206.37	2,209.12	2,531.75	43,673.30	73,689.01	8,705.05	0	20,453.36	0.43	0	104,058.47	103,579.41	0	1,547.91	11,381.39	0
Ferndale	958,149.90	4,297.91	0	7,763.68	3,161.92	958.14	2,373.30	5,181.38	15,544.14	1,036.58	0	2,432.20	0	0	69,800.08	74,892.62	0	797.28	4,597.94	0
Fresno	16,925,999.20	157,711.12	0	40,364.75	55,386.84	16,927.12	24,899.10	273,321.89	500,229.36	56,240.55	0	109,146.12	4,161.72	0	953,662.77	979,100.36	0	10,766.06	83,747.64	0
Fresno Club One	4,096,945.00	41,220.17	0	2,478.34	13,418.38	4,098.23	4,775.46	81,321.39	159,611.36	17,059.86	0	29,304.83	2,124.55	0	206,842.25	207,104.55	0	2,206.76	20,059.88	0
Lake Perris	28,346,715.10	508,094.46	0	17,709.58	92,933.12	28,348.09	40,639.96	563,230.05	893,045.97	116,387.60	0	250,142.51	4,801.78	0	1,364,949.50	1,353,244.58	0	16,572.45	144,756.84	0
Lancaster	21,242,411.15	372,168.76	0	12,550.37	69,639.62	21,243.41	29,775.31	422,057.91	693,269.03	87,822.42	0	180,283.44	3,662.34	0	1,054,494.77	1,046,895.41	0	11,960.64	107,486.34	0
Monterey	13,963,587.90	140,284.65	0	6,820.72	45,668.62	13,964.66	16,873.37	276,779.50	538,469.83	58,038.18	0	97,435.48	7,027.02	0	730,563.36	730,035.96	0	7,352.13	67,955.43	0
Pleasanton	67,774,434.20	713,527.63	0	81,589.99	222,259.73	67,775.55	94,152.47	1,231,040.80	2,362,592.19	260,139.63	0	505,614.45	20,533.86	0	3,590,808.44	3,623,224.60	0	41,305.65	337,796.22	0
Pomona	83,084,159.70	1,443,691.92	0	127,459.79	272,855.05	83,085.69	135,846.46	1,437,947.82	2,279,327.60	303,072.42	0	669,478.18	11,085.30	0	4,420,118.17	4,452,531.47	0	50,944.60	423,927.61	0
Sacramento	47,752,078.20	502,375.40	0	52,794.81	156,386.17	47,752.84	63,991.49	886,970.18	1,707,397.70	185,633.38	0	361,618.09	10,383.36	0	2,383,584.15	2,431,759.90	0	29,096.11	238,006.62	0
San Bernardino	48,160,516.60	855,728.62	0	28,315.89	157,765.61	48,161.59	67,681.37	956,154.62	1,543,673.07	197,964.59	0	417,169.32	11,401.96	0	2,368,755.79	2,347,696.32	0	27,655.24	244,471.54	0
San Jose	51,809,432.10	523,341.43	0	34,516.88	170,250.08	51,810.45	66,065.92	1,031,817.97	2,033,882.90	215,147.17	0	377,645.11	24,233.66	0	2,640,383.14	2,645,528.31	0	28,534.49	254,275.83	0
Santa Barbara	9,742,999.70	182,681.29	0	5,763.47	31,882.33	9,743.92	13,208.12	193,225.39	287,106.09	39,309.63	0	92,065.57	1,100.68	0	482,461.03	476,951.65	0	6,105.77	50,387.07	0
Santa Maria	9,237,572.60	174,335.22	0	5,558.53	30,192.09	9,238.32	12,949.56	182,981.66	268,712.76	37,207.31	0	87,321.56	619.65	0	459,517.25	454,225.75	0	5,787.05	47,770.60	0
Santa Rosa	26,557,914.00	273,972.36	0	57,712.12	86,976.64	26,559.09	40,310.96	412,596.55	860,112.77	90,789.52	0	171,392.37	7,869.93	0	1,464,430.54	1,499,372.71	0	16,289.05	130,527.30	0
Shalimar (Indio)	9,154,109.60	174,308.08	0	4,329.16	29,849.15	9,155.09	12,173.93	180,903.72	265,460.26	36,797.92	0	86,596.82	1,000.36	0	445,120.33	440,033.99	0	5,737.71	47,288.12	0
Stockton	32,828,494.10	333,566.02	0	38,595.24	107,767.37	32,829.48	43,644.70	611,808.04	1,200,589.65	128,591.95	0	229,311.85	12,613.76	0	1,709,721.01	1,726,157.41	0	18,781.07	161,309.59	0
Surfside Race Place	80,866,792.00	1,531,935.04	0	23,565.15	263,221.73	80,867.52	90,545.51	1,595,280.78	2,337,830.37	324,559.02	0	766,330.73	13,559.59	0	3,833,597.97	3,784,287.74	0	50,701.51	417,505.38	0
Sycuan	336	1.44	0	0	1.11	0.34	0	6.72	20.16	1.68	0	0	0	0	12.64	14.33	0	0	1.34	0
Tulare	5,391,529.80	59,595.14	0	4,113.22	17,601.01	5,392.37	6,351.86	106,671.54	185,949.08	21,502.91	0	46,905.52	701.07	0	261,454.31	261,315.04	0	3,532.06	27,402.96	0
Turlock	9,927,459.60	113,578.79	0	7,646.97	32,483.06	9,928.50	11,448.77	196,865.92	326,459.15	39,152.92	0	90,426.57	117.64	0	501,276.51	500,851.26	0	6,857.39	51,048.51	0
Vallejo	29,180,564.90	293,207.48	0	33,479.62	95,839.65	29,181.96	39,777.55	524,655.58	1,077,728.20	113,534.16	0	197,453.45	12,330.37	0	1,553,925.42	1,569,457.72	0	16,390.72	142,867.90	0
Ventura	40,936,250.80	749,990.92	0	22,595.18	134,037.69	40,937.24	54,651.84	812,348.81	1,246,872.16	166,910.53	0	371,730.80	4,744.52	0	2,043,123.98	2,021,289.29	0	24,617.99	210,250.11	0
Victorville	15,072,280.50	263,540.27	0	8,895.74	49,463.90	15,073.36	20,090.34	299,781.10	494,827.95	62,301.61	0	127,076.59	4,929.89	0	732,900.53	727,820.72	0	8,426.17	76,082.03	0
(Total: 28 records)	676,786,768.55	9,633,583.21	0	659,673.67	2,216,902.10	676,811.79	929,734.95	12,641,342.30	22,190,325.23	2,646,676.37	0	5,431,752.35	163,163.02	0	34,526,831.76	34,629,090.15	0	404,568.62	3,405,464.54	0

Detailed Distribution Report
Date Range: 01/01/2007 - 12/31/2007
Race Type: All Races
Hosts: All Hosts
Locations: All Locations
Tracks: All Tracks
Report By: Location
Location Types: Fairs

Location	Handle	License Fee	CHRB Support Fee	F & E	City Tax	Equine	Workers Comp	Location	Expense	Promotion	Chrims	Van Stable	Proxy Fees	Harness Loc Fees	Track	Purses	SB1072	Owners	Breeders Sires	To Out of State Tracks
Anderson	2,779,450.50	31,996.04	0	1,748.27	9,018.78	2,779.90	5,547.11	54,659.24	87,645.70	10,946.84	0	31,262.26	0	0	139,010.58	138,384.06	0	1,922.93	14,385.13	0
Bakersfield	10,213,510.00	102,929.47	0	4,610.79	33,413.46	10,214.71	21,453.37	202,505.02	388,142.77	42,740.95	0	90,694.75	0	0	515,006.29	518,432.94	0	5,572.34	55,028.59	0
Bay Meadows	5,546,695.70	35,251.16	0	18,312.33	18,304.14	5,546.71	11,669.27	18,008.09	222,927.87	14,861.89	0	42,727.90	0	0	326,123.82	337,356.84	0	3,939.45	26,624.12	0
Del Mar	1,023,257.70	5,115.21	0	0	3,376.74	1,023.28	2,269.19	20,465.19	61,395.48	5,116.49	0	0	0	0	51,483.81	54,444.94	0	0	5,726.16	0
Eureka	1,928,327.00	22,952.62	0	775.69	6,267.25	1,928.57	3,669.94	37,984.14	55,623.40	7,600.21	0	21,802.36	0	0	95,260.88	94,652.15	0	1,336.50	10,082.75	0
Ferndale	976,846.90	4,184.25	0	8,311.18	3,223.58	976.88	2,413.57	3,826.85	11,480.50	765.74	0	2,196.39	0	0	73,397.48	79,219.36	0	777.18	4,688.09	0
Fresno	13,889,683.80	124,482.70	0	37,388.46	45,390.04	13,890.45	29,547.14	211,706.47	373,703.42	43,752.82	0	105,512.04	0	0	794,195.69	819,067.97	0	9,175.07	71,892.65	0
Fresno Club One	5,156,684.90	53,334.02	0	2,546.51	16,933.11	5,157.45	10,760.47	102,625.08	191,982.38	21,492.61	0	47,896.05	0	0	259,153.87	260,317.97	0	2,940.22	27,748.44	0
Hollywood Park	3,202.00	20.82	0	0	10.57	3.2	0	32.02	80.05	12.81	0	33.94	0	0	218.72	211.69	0	2.24	17.29	0
Lake Perris	24,017,783.10	420,185.41	0	11,927.41	78,663.76	24,018.50	54,196.70	476,749.76	766,428.45	99,386.55	0	209,686.66	0	0	1,166,985.09	1,164,515.89	0	13,892.55	130,028.23	0
Lancaster	21,486,983.90	369,672.78	0	9,747.89	70,453.95	21,487.88	46,971.72	426,993.97	695,058.88	89,346.66	0	184,323.49	0	0	1,057,553.57	1,056,830.10	0	12,206.32	117,256.99	0
Monterey	13,643,139.80	141,654.99	0	5,917.22	44,665.40	13,644.15	24,375.59	270,698.49	515,869.93	56,522.38	0	128,263.71	0	0	653,441.60	655,700.78	0	7,876.04	72,767.58	0
Pleasanton	60,573,380.90	630,883.15	0	64,905.26	198,479.28	60,573.86	123,014.93	1,090,767.29	2,097,580.64	234,932.13	0	547,636.60	0	0	3,110,552.68	3,151,773.61	0	36,298.36	320,553.48	0
Pomona	79,040,023.80	1,336,869.37	0	114,510.05	259,557.50	79,040.67	182,341.01	1,371,711.80	2,167,679.18	289,661.76	0	633,328.64	0	0	4,202,495.36	4,254,175.53	0	48,353.72	424,461.43	0
Sacramento	49,288,686.80	463,795.39	0	24,471.75	161,438.30	49,289.75	111,387.66	800,774.76	1,482,201.87	166,213.63	0	390,775.07	0	0	2,838,022.43	2,860,664.93	0	24,082.64	308,062.30	0
San Bernardino	42,981,348.50	741,714.19	0	20,862.23	140,920.61	42,982.14	98,264.82	854,062.60	1,381,867.70	178,316.66	0	372,720.34	0	0	2,120,910.94	2,117,245.48	0	24,695.02	233,218.72	0
San Jose	50,528,525.20	504,999.73	0	25,576.04	165,926.92	50,529.48	98,314.05	1,005,617.46	1,918,466.83	211,941.85	0	453,834.15	0	0	2,526,126.02	2,544,753.62	0	27,929.18	272,233.21	0
Santa Barbara	9,860,013.50	182,366.63	0	4,935.29	32,266.26	9,860.74	21,148.28	195,551.89	287,163.61	39,934.48	0	94,850.02	0	0	477,943.45	473,869.18	0	6,276.67	53,640.05	0
Santa Maria	7,645,181.80	141,151.86	0	4,151.63	24,982.87	7,645.74	15,768.86	151,409.59	225,977.31	31,066.17	0	71,871.81	0	0	365,779.15	363,154.16	0	4,759.81	41,206.43	0
Santa Rosa	23,678,524.70	245,980.09	0	52,893.09	77,465.70	23,679.39	50,365.00	351,197.81	712,615.88	79,101.65	0	186,735.03	0	0	1,309,333.24	1,345,347.86	0	14,780.90	123,022.21	0
Shalimar (Indio)	10,098,170.00	192,118.22	0	4,356.61	32,923.62	10,098.97	25,548.02	199,537.37	283,785.13	40,580.69	0	98,573.24	0	0	507,815.28	503,337.51	0	6,523.69	53,695.74	0
Stockton	29,295,842.10	296,531.11	0	29,579.69	96,082.82	29,296.66	60,824.74	540,572.90	1,047,416.83	116,205.80	0	251,533.34	0	0	1,526,016.77	1,546,984.25	0	16,671.55	156,445.12	0
Surfside Race Place	77,766,376.70	1,454,377.14	0	22,714.04	253,375.55	77,766.96	176,430.59	1,535,607.65	2,264,799.78	314,105.15	0	739,417.54	0	0	3,713,636.25	3,683,444.92	0	48,924.60	415,821.46	0
Tulare	4,536,041.90	49,975.73	0	3,213.97	14,806.44	4,536.91	8,431.65	89,733.95	154,132.67	18,196.90	0	48,723.60	0	0	214,621.35	214,147.71	0	3,000.34	23,712.87	0
Turlock	10,139,943.20	114,676.62	0	6,205.34	33,177.94	10,140.38	18,545.06	201,078.06	328,176.99	40,481.73	0	112,566.57	0	0	506,711.44	504,785.12	0	6,941.49	52,935.71	0
Vallejo	23,322,734.90	232,498.37	0	17,961.75	76,544.42	23,323.49	50,195.66	444,464.14	870,508.92	95,258.13	0	201,207.68	0	0	1,219,142.66	1,231,328.02	0	12,914.35	123,441.59	0
Ventura	38,437,440.40	681,074.69	0	19,344.15	125,775.48	38,438.57	86,235.54	762,275.04	1,175,326.00	157,352.59	0	351,816.00	0	0	1,920,520.85	1,910,366.28	0	23,301.36	206,394.35	0
Victorville	13,375,630.90	222,658.12	0	6,543.77	43,884.20	13,376.36	29,859.32	265,964.96	450,246.21	56,084.32	0	110,151.99	0	0	659,119.63	660,169.01	0	7,308.64	72,820.10	0
(Total: 28 records)	631,233,430.60	8,803,449.88	0	523,510.41	2,067,328.69	631,251.75	1,369,549.26	11,686,581.59	20,218,284.38	2,461,979.59	0	5,530,141.17	0	0	32,350,578.90	32,544,681.88	0	372,403.16	3,417,910.79	0

Detailed Distribution Report
Date Range: 01/01/2009 - 12/31/2009
Race Type: All Races
Hosts: All Hosts
Locations: All Locations
Tracks: All Tracks
Report By: Location
Location Types: Fairs

Location	Handle	License Fee	CHRB Support Fee	F & E	City Tax	Equine	Workers Comp	Location	Expense	Promotion	Chrims	Van Stable	Proxy Fees	Harness Loc Fees	Track	Purses	SB1072	Owners	Breeders Sires	To Out of State Tracks
Anderson	2,128,018.80	14,819.59	4,232.78	1,968.92	6,931.37	2,128.56	3,649.44	42,007.39	76,934.17	8,420.82	0	24,960.71	0	0	102,435.95	101,931.96	0	1,476.97	11,062.04	0
Bakersfield	8,360,728.90	53,076.03	13,955.89	5,716.04	27,333.20	8,361.30	16,891.48	165,654.96	341,094.21	34,870.90	0	77,002.48	1,715.28	0	413,815.61	416,967.87	0	4,530.17	44,694.02	0
Del Mar	626,835.40	0	1,362.13	105.46	2,068.58	626.8	1,530.12	12,536.76	37,610.17	3,134.29	0	0	0	0	30,554.20	33,384.19	0	0	2,973.42	0
Eureka	1,453,789.20	14,008.68	1,497.56	1,151.02	4,744.71	1,454.00	2,096.67	28,754.88	51,939.66	5,751.73	0	17,243.54	0	0	64,009.63	64,035.99	0	1,017.49	7,537.81	0
Ferndale	939,035.20	0	3,653.88	8,259.64	3,098.83	939.02	2,218.54	3,497.62	10,583.27	706.39	0	2,107.62	0	0	70,360.67	75,800.57	0	719.88	4,646.02	0
Fresno	11,033,844.80	51,940.93	27,130.53	35,166.22	36,129.15	11,034.40	22,699.33	154,166.44	330,980.48	33,657.52	0	83,450.66	1,271.28	0	629,487.61	650,712.40	0	7,155.47	57,038.32	0
Fresno Club One	3,480,570.30	20,252.87	6,865.10	2,930.46	11,404.94	3,481.12	6,950.36	69,119.30	138,264.25	14,375.11	0	34,034.14	970.6	0	173,068.39	174,203.74	0	2,002.31	18,115.59	0
Lake Perris	15,777,119.80	155,598.87	52,521.37	13,014.28	51,811.01	15,777.55	35,367.60	314,006.20	497,893.46	65,184.22	0	164,754.12	1,916.21	0	785,928.45	784,672.95	0	9,231.23	86,347.96	0
Lancaster	15,981,792.80	151,485.79	51,516.30	12,905.67	52,502.43	15,982.37	33,676.58	318,197.70	521,031.11	66,481.21	0	160,530.05	3,188.79	0	817,492.31	818,070.98	0	8,994.13	88,338.58	0
Monterey	8,009,204.00	51,733.87	13,266.61	4,717.74	26,183.02	8,009.78	14,410.20	158,684.88	319,968.11	33,291.76	0	74,566.87	2,453.24	0	406,261.97	409,105.03	0	4,409.77	41,558.95	0
Pleasanton	47,287,309.50	256,194.47	103,630.70	75,988.70	155,237.88	47,287.65	89,368.22	828,446.54	1,747,695.54	177,848.14	0	441,852.37	8,171.67	0	2,427,283.82	2,464,206.59	0	29,058.50	247,286.56	0
Pomona	62,076,941.00	500,602.33	236,923.24	106,719.41	204,169.59	62,077.24	137,798.35	1,099,892.68	1,752,928.02	231,992.68	0	599,423.30	11,600.73	0	3,376,957.55	3,412,090.57	0	37,591.58	339,076.26	0
Sacramento	31,219,297.00	182,724.21	63,365.94	39,174.98	102,224.67	31,219.70	61,669.46	569,442.32	1,199,423.02	122,473.38	0	297,717.74	684.44	180,143.97	1,470,792.42	1,495,998.06	0	18,781.48	157,646.11	0
San Bernardino	30,869,233.20	299,811.08	100,547.94	26,157.11	101,423.77	30,869.82	70,294.42	614,688.94	984,582.49	127,745.21	0	319,743.66	4,542.19	0	1,568,123.92	1,566,610.70	0	17,918.53	168,751.81	0
San Jose	37,246,209.70	224,164.41	66,653.68	29,191.89	122,387.14	37,246.81	72,644.00	741,739.85	1,533,636.35	155,418.98	0	350,372.00	11,520.85	0	1,863,251.58	1,877,217.52	0	20,710.03	196,694.04	0
San Mateo County	83,652,961.10	510,473.61	162,240.89	74,190.39	275,012.11	83,653.77	159,689.73	1,666,739.53	3,352,677.51	344,522.91	0	847,847.55	20,999.24	0	4,115,403.16	4,133,318.35	0	50,125.77	444,695.20	0
Santa Barbara	5,219,010.70	59,539.93	17,755.51	5,012.14	17,049.26	5,219.39	10,682.57	103,327.79	141,630.40	20,787.31	0	63,047.06	0	0	263,548.32	260,414.08	0	3,532.66	28,413.80	0
Santa Maria	5,294,804.70	58,734.07	19,749.92	5,079.71	17,328.41	5,295.47	11,051.50	105,020.41	138,753.40	21,017.25	0	65,360.25	104.6	0	266,354.20	262,800.30	0	3,662.25	28,969.46	0
Santa Rosa	15,821,447.10	78,511.66	37,998.33	39,969.86	51,736.79	15,822.29	31,198.76	241,999.43	513,069.61	52,782.25	0	131,681.31	2,675.68	0	860,003.22	883,286.29	0	9,939.56	82,821.11	0
Shalimar (Indio)	6,624,910.10	80,817.77	19,782.50	5,012.92	21,671.35	6,625.33	15,410.83	131,340.29	183,665.09	26,588.10	0	78,043.04	43.82	0	340,473.18	337,066.02	0	4,372.61	35,964.86	0
Stockton	21,782,646.40	133,747.45	38,325.12	29,043.45	71,519.78	21,782.95	43,563.71	403,159.72	854,199.39	86,026.53	0	198,493.58	4,639.49	0	1,108,882.07	1,123,092.38	0	12,620.08	114,788.39	0
Surfside Race Place	56,505,784.20	691,719.98	148,961.04	32,108.23	185,081.80	56,506.38	119,373.26	1,121,707.04	1,644,312.42	228,722.48	0	637,979.86	9,131.22	0	2,663,346.92	2,642,589.66	0	35,740.90	305,526.04	0
Tulare	3,384,271.10	23,225.92	6,796.29	3,320.25	11,057.67	3,384.64	5,568.87	67,015.04	123,661.28	13,451.55	0	39,526.32	108.04	0	154,703.75	154,030.42	0	2,323.51	17,667.20	0
Turlock	8,312,837.50	54,271.43	17,480.51	8,396.59	27,208.64	8,313.13	13,786.50	164,899.91	309,762.95	33,133.19	0	96,762.92	323.74	0	404,240.96	402,507.22	0	5,726.65	43,398.08	0
Vallejo	18,639,676.10	102,349.99	36,364.47	21,620.69	61,245.21	18,640.37	37,562.85	353,043.41	759,762.13	75,217.52	0	168,639.20	6,447.26	0	958,864.30	969,725.15	0	10,445.20	97,116.62	0
Ventura	27,944,715.30	269,733.29	99,006.49	23,057.35	91,782.45	27,945.47	57,049.62	556,256.68	842,823.90	114,398.60	0	305,361.48	3,359.19	0	1,432,078.44	1,425,078.52	0	17,107.95	153,092.93	0
Victorville	9,094,338.30	79,835.94	29,217.88	7,533.44	29,883.07	9,094.90	20,302.63	181,111.35	308,621.94	38,076.82	0	87,348.10	2,898.54	0	465,310.66	467,112.16	0	4,895.66	49,467.01	0
(Total: 27 records)	538,767,332.20	4,119,374.17	1,380,802.60	617,512.56	1,768,226.83	538,780.21	1,096,505.60	10,216,457.06	18,717,504.33	2,136,076.85	0	5,367,849.93	98,766.10	180,143.97	27,233,033.26	27,406,029.67	0	324,090.34	2,873,688.19	0

Detailed Distribution Report

Date Range: 01/01/2010 - 12/31/2010
Race Type: All Races
Hosts: All Hosts
Locations: All Locations
Tracks: All Tracks
Report By: Location
Location Types: Fairs

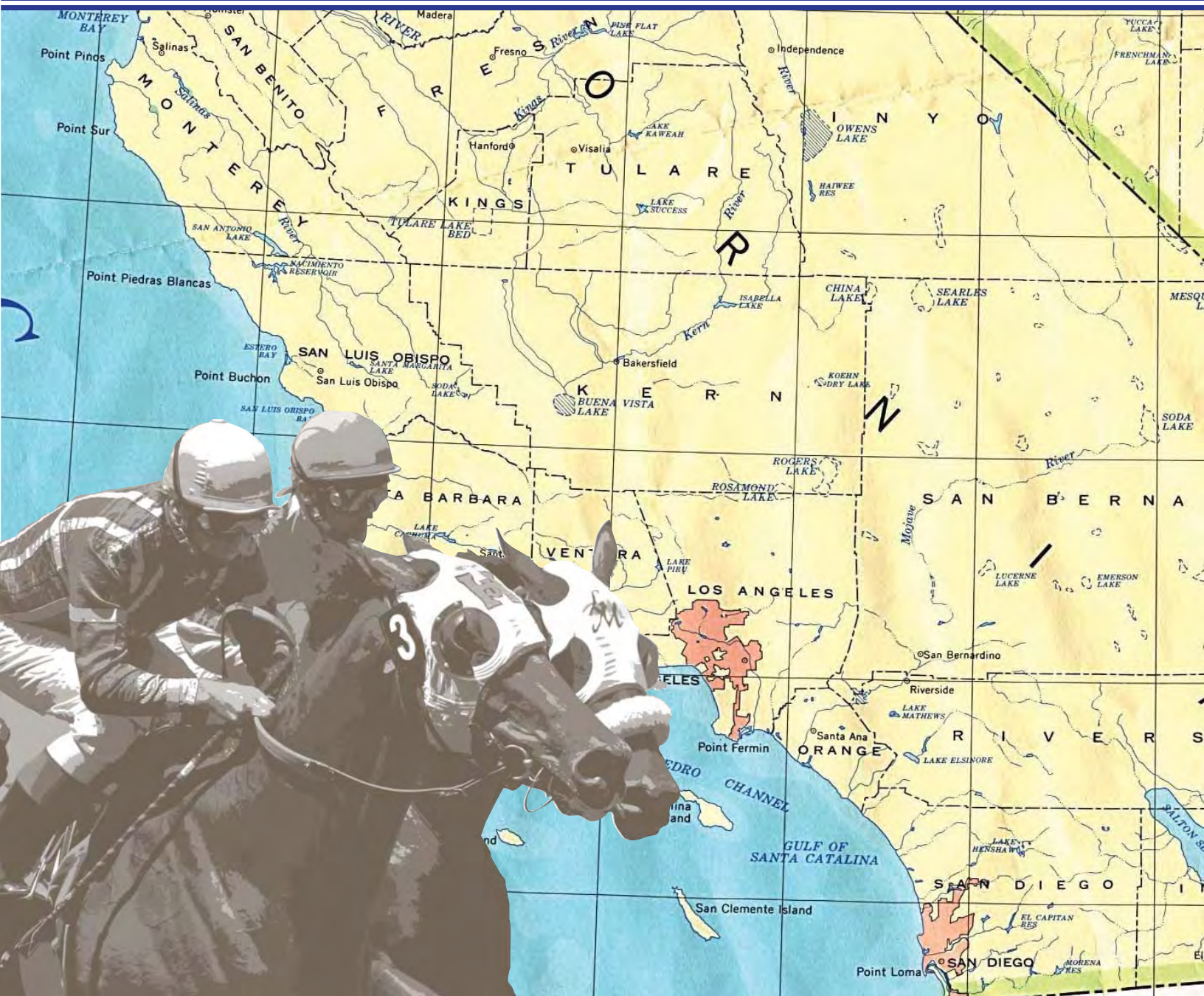
Location	Handle	License Fee	CHRB Support Fee	F & E	City Tax	Equine	Workers Comp	Location	Expense	Promotion	Chrims	Van Stable	Proxy Fees	Harness Loc Fees	Track	Purses	SB1072	Owners	Breeders Sires	To Out of State Tracks
Anderson	1,656,026.40	0	9,014.61	1,542.92	5,332.69	1,656.48	2,888.82	32,374.66	53,817.20	6,471.49	0	19,296.81	0.49	0	82,747.04	82,507.91	0	1,136.23	8,822.89	0
Bakersfield	6,558,941.70	0	31,402.30	5,434.36	21,326.15	6,559.49	12,303.13	133,475.87	252,170.35	26,502.75	0	61,132.05	9,923.05	0	335,449.23	337,066.07	0	3,595.28	35,069.00	0
Commerce Casino	9,294.90	0	79.19	6.13	30.67	9.29	0	185.89	232.38	37.17	0	116.18	0	0	511.3	504.82	0	6.51	53.22	0
Del Mar	575,706.00	0	1,546.53	117.25	1,899.88	575.74	1,167.36	14,372.87	32,982.65	2,488.65	0	0	5,068.59	0	27,782.04	29,848.36	0	0	2,453.17	0
Ferndale	880,561.80	0	4,117.62	7,350.37	2,905.90	880.61	2,085.88	2,167.60	11,900.29	793.59	0	2,372.77	5.5	0	65,084.93	69,926.00	0	672.32	4,346.40	0
Fresno	9,451,972.40	0	46,169.25	33,572.69	30,854.89	9,452.51	18,688.68	129,785.00	263,057.33	27,113.30	0	66,786.23	6,736.48	0	561,264.09	581,538.06	0	6,146.68	48,960.84	0
Fresno Club One	3,432,576.00	0	16,815.98	2,888.98	11,226.17	3,433.24	6,642.75	69,957.20	127,778.68	13,911.61	0	34,341.48	3,377.20	0	180,883.81	181,125.91	0	2,022.81	18,278.59	0
Lake Perris	14,054,300.10	0	110,788.67	15,259.05	45,903.24	14,054.99	29,156.12	285,815.11	435,648.03	56,855.20	0	146,444.88	13,059.93	0	701,205.22	698,856.05	0	8,212.15	78,196.85	0
Lancaster	14,660,143.20	0	113,505.22	15,787.37	47,919.70	14,660.69	29,640.40	300,195.40	473,455.22	59,468.60	0	146,152.27	18,925.20	0	777,101.01	776,620.03	0	8,197.11	81,400.17	0
Monterey	6,722,027.00	0	31,975.80	4,997.08	21,871.52	6,722.69	11,250.69	137,434.07	260,033.08	27,059.53	0	61,181.88	13,601.74	0	351,500.49	353,020.09	0	3,640.01	35,300.74	0
Pleasanton	43,018,138.80	0	211,939.96	65,980.88	140,754.74	43,018.89	74,989.61	773,171.41	1,489,256.57	158,647.71	0	403,285.94	65,251.77	0	2,258,942.63	2,289,820.38	0	26,184.14	226,853.39	0
Pomona	60,983,940.00	0	471,059.50	112,287.95	199,701.36	60,984.39	125,846.36	1,105,820.17	1,712,565.06	222,162.54	0	582,478.04	94,640.09	0	3,380,244.36	3,408,515.56	0	36,452.17	333,736.31	0
Sacramento	26,372,280.80	0	131,898.80	30,745.66	86,031.91	26,372.85	47,819.88	508,899.95	944,416.91	101,836.69	0	257,011.49	28,238.75	154,196.45	1,288,692.39	1,305,321.72	0	15,956.10	135,263.52	0
San Bernardino	26,956,147.60	0	211,515.57	29,418.77	88,092.59	26,956.86	58,119.13	550,277.39	848,988.73	109,353.33	0	277,830.89	25,797.99	0	1,424,670.60	1,421,479.68	0	15,584.06	149,006.55	0
San Jose	34,915,775.50	0	167,085.93	28,728.37	114,485.58	34,916.29	62,100.83	716,276.55	1,345,271.99	140,149.98	0	327,376.05	85,227.54	0	1,788,733.19	1,798,511.05	0	19,324.31	184,294.00	0
San Mateo County	72,931,077.80	0	360,053.67	65,810.13	239,159.87	72,931.66	132,371.61	1,483,813.61	2,754,268.77	291,885.82	0	728,923.35	136,249.43	0	3,741,132.39	3,751,779.25	0	43,026.05	389,714.02	0
Santa Maria	4,296,919.80	0	37,973.99	5,302.50	13,944.73	4,297.46	8,303.31	84,839.94	113,497.44	16,929.27	0	51,916.26	603.27	0	224,675.10	222,017.17	0	2,910.57	23,938.81	0
Santa Rosa	14,709,557.60	0	72,020.33	40,117.89	47,941.94	14,709.81	27,500.25	220,490.10	451,382.58	46,785.36	0	115,553.07	17,681.74	0	829,856.46	853,455.92	0	9,008.00	76,641.76	0
Shalimar (Indio)	4,487,824.60	0	39,950.27	5,095.09	14,491.06	4,488.16	10,456.89	87,988.87	115,575.71	17,587.36	0	54,405.08	204.39	0	241,353.36	238,442.83	0	3,049.66	24,980.37	0
Stockton	18,337,055.80	0	87,559.52	21,251.45	60,024.77	18,337.77	33,540.66	359,115.42	686,739.59	71,389.13	0	167,363.47	37,927.64	0	956,197.69	965,314.31	0	10,348.16	96,867.45	0
Surfside Race Place	48,566,108.80	0	396,398.73	47,156.03	157,428.30	48,566.54	93,974.48	969,371.88	1,396,079.21	191,396.79	0	538,527.19	55,118.61	0	2,409,525.53	2,390,463.35	0	30,181.88	266,907.82	0
Tulare	3,074,610.20	0	16,428.13	3,126.19	9,996.03	3,074.78	5,171.24	60,845.62	103,940.79	12,133.50	0	35,730.32	467.34	0	153,096.22	152,306.42	0	2,103.51	16,447.41	0
Turlock	7,214,445.80	0	38,516.51	7,192.33	23,541.55	7,214.76	11,465.91	143,543.79	245,408.46	28,621.95	0	83,458.69	1,076.98	0	370,253.93	368,832.02	0	4,931.64	38,831.70	0
Vallejo	16,238,686.70	0	77,797.77	14,423.33	53,206.69	16,239.47	30,687.86	332,174.17	627,814.22	64,856.86	0	152,722.12	46,060.84	0	846,085.58	849,635.09	0	9,033.79	84,838.73	0
Ventura	25,470,221.60	0	207,081.91	27,405.72	83,066.23	25,470.90	48,838.95	512,480.37	754,700.22	102,180.12	0	278,621.43	18,579.66	0	1,353,155.44	1,344,995.62	0	15,620.32	141,191.62	0
Victorville	5,473,666.60	0	41,301.03	4,764.39	17,893.80	5,474.25	11,214.14	112,333.01	174,690.47	22,029.48	0	52,550.75	12,005.06	0	289,124.81	289,471.27	0	2,942.94	29,770.46	0
(Total: 26 records)	471,048,007.50	0	2,933,996.79	595,762.88	1,539,031.96	471,060.57	896,224.94	9,127,205.92	15,675,671.93	1,818,647.78	0	4,645,578.69	695,829.28	154,196.45	24,639,268.84	24,761,374.94	0	280,286.40	2,532,165.79	0

CALIFORNIA MARKETING COMMITTEE

Statewide Initiative for Deploying Promotional
Kiosks at Venues Outside of Racetracks:

DESIGN COMPOSITES AND PRICING

PROMOTIONAL KIOSK INITIATIVE



April 1, 2011

CALIFORNIA MARKETING COMMITTEE
Promotional Kiosk Initiative

Overview:

The Race Tracks and Fairs are initiating a program in association with Local 280 (pari-mutuel clerks) to deploy **PROMOTIONAL KIOSKS** at venues outside of racetracks. CMC has offered assistance in this initiative. Locations being considered for deployment include but are not limited to Fairs, street fairs and farmer's markets. The objective of the initiative is to promote California racing (highlighting current live meets) and to generate a database of new prospective racing fans. All CA racing associations will share in database information.

Kiosk Design:

Bailey Gardiner, at the direction of the CMC (California Marketing Committee) has created potential design concepts (attached.) CARF, in collaboration with CMC, has initiated design and production of two kiosks (one indoor / one outdoor) for placement at CA Fairs throughout the state. CARF has indicated a budget and design concepts will be available by March 25. The possibility exists for CARF to produce kiosks that will be utilized at non-Fair sites in Southern California as well.

ADW Component:

In an effort to create additional customer interest, inclusion of ADW platforms has been discussed with the kiosk initiative. The ADW component would allow the promotion of wagering on key events (i.e. Kentucky Derby) as well as the ability to educate customers on the ease of in-home wagering and subsequent incentive offers (i.e. "bet \$100 / get \$100.") If an ADW component is added, the current live meet operator would have the opportunity to select its designated ADW partner. No wagering would take place at the promotional kiosks.

Locations:

Due to costs involved with renting kiosk space at high traffic malls and airports (monthly fees of \$5,000 - \$20,000) more economical locations are suggested (i.e. Fairs, street fairs, farmer's markets.) CARF will coordinate placement at recognized California agricultural Fairs.

CMC:

Subject to the approval of the CMC Board of Directors, it's suggested CMC be the contracting entity for non-Fair location rentals and kiosks production. CARF has offered to coordinate production and deployment of kiosks at recognized agricultural Fairs. Upon approval from the CMC BOD, CMC would make recommendations to race tracks / CMC subcommittee on kiosk locations.

Race Track Involvement:

During its live meet, each racing association will be responsible for providing promotional materials for kiosks as well as the coordination / implementation of staffing (Local 280 employees.)

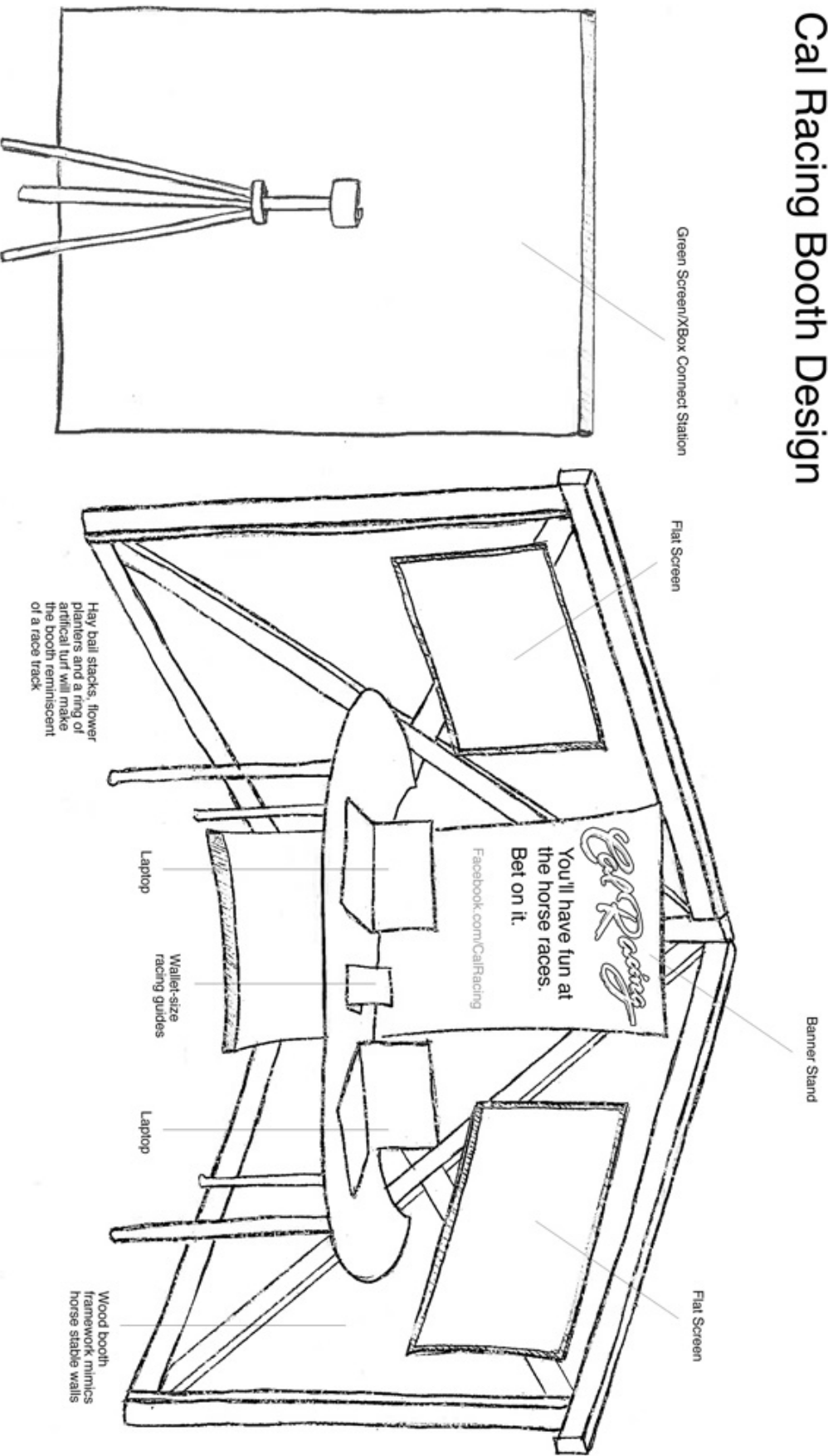
Staffing Levels:

Once a schedule has been developed and approved by all parties, the total number of "work days" provided for Local 280 employees will be compiled. It's recommended that additional on-track (during live racing) customer service positions (two per live racing day as needed) be provided to Local 280 employees until the total number of "work days" is equal to the total amount of live thoroughbred racing days in California for the calendar year, multiplied by two.

Costs:

Each racing association is responsible for employee (Local 280 employees) costs associated with the promotional kiosk initiative through N/SCOTWInc. Any other program funding for kiosk design, production and location rental costs in excess of \$8,000 would need CMC Board review and approval. CMC may designate racing associations, CARF or other designees to carry out the program. ADW companies may provide sponsorship funding through racing associations.

Cal Racing Booth Design



Original Bailey Gardiner Design Concept - December 1, 2010

California Authority of Racing Fairs

California Horse Racing

COMPOSITE: Horse Racing Display

Concept #1 - Indoor



option 1 branding



option 2 branding



1

POP-UP DISPLAY WITH PRINTED ENDCAPS

DESCRIPTION – 10' pop-up display with case and floodlights

MATERIAL – Aluminum Frame, Velcro Adhesive Graphics

FRAME – 9.8'w x 7.3'h x 1.5'd

WEIGHT – 32lbs

PRICE - \$995/each

PROS – Ease of assembly, affordability

CONS – Economy quality, basic design, case acts as counter

2

TRADE SHOW DISPLAY WITH 8'x8' CUSTOM GRAPHIC & TV STANDS

DESCRIPTION – 8'x8' display flanked by two LCD mounts and mini-counters.

MATERIAL – Collapsible Truss, Velcro Adhesive Graphics

FRAME – 11'w x 7.75'h x 2'd

WEIGHT – 137lbs

PRICE – \$1,550/each

PROS – Modern design, TV/laptop presentation

CONS – Graphic are (11) 2'x2' Squares, weight, frame is visible

3

TRADE SHOW BOOTH 8' CURVED DISPLAY

DESCRIPTION – Pop-up display with curved frame and straight end caps

MATERIAL – Aluminum frame, knitted polyester fabric banner

FRAME – 11'w x 7.75'h x 2'd

WEIGHT – 35lbs

PRICE – \$1,550/each

PROS – Easy one person set-up, continuous graphic banner

CONS – Requires TV accessories

4

PORTABLE POP-UP FRAME WITH DURABLE GRAPHICS

DESCRIPTION – Vivid graphic display with narrow frame, durable 22 mil PVC panels

MATERIAL – 22 mil PVC panels, collapsible one-piece frame

FRAME – 7.3'w x 7.3'h x 1'd

WEIGHT – 35lbs

PRICE – \$1,350/each

PROS – One person can set up the display in less than 10 minutes, 1200 dpi resolution graphic

CONS – Simple one-piece design would require accessories to complete the "kiosk"



California Authority of Racing Fairs
California Horse Racing
COMPOSITE: Horse Racing Display
Concept #2 - Indoor



option 1 branding



option 2 branding

5

FACBRIC TENSION POP-UP KIT WITH END CAPS

DESCRIPTION – Convenience of a banner stand with the impact of a pop-up display wall

MATERIAL – Fabric Graphic and Velcro Hardware, 4'x3' curved pop-up floor frame

FRAME – 9'w x 7.4'h x 1'd

WEIGHT – 25lbs

PRICE - \$1,060/each; 7.5' model is \$920/each

PROS – Fabric banner, extremely easy to set up, clean lines and good quality

CONS – Counter, counter graphic, lights and other accessories not included.



6

10'x10' SATELLITE FABRIC TENSION BACK WALL KIT

DESCRIPTION – Modern, light-weight structure with multiple graphic panels

MATERIAL – Aluminum tubing, fabric structure with fittings and frosted plexi-glass header

FRAME – Center Panel: 6'w x 7'h; Side Panels: 2' w x 7'h, Header Panel: 4'w x 1'h

WEIGHT – 107lbs

PRICE – \$1,990/each

PROS – Modern, attractive display with continuous graphics and a display conducive to a TV display, UPS shippable

CONS – Not as easy to assemble as some displays, counter and mount are not included



7

10'x10' Pronto Backwall Kit #1060

DESCRIPTION – Portable display designed to display heavy products with ease while providing surfaces for work stations and TV display

MATERIAL – Aluminum extrusions and large format graphics

FRAME – NA

WEIGHT – 154lbs

PRICE – \$6,740/each


PROS – Kiosk like design/construction

CONS – Price



California Authority of Racing Fairs
California Horse Racing
COMPOSITE: Horse Racing Display
Concept #3A - Educational

Display for Referencea






KIOSK OPTIONS

8

Truss Kiosk Work Station – Easy to assemble strong, stable and attractive. TV and laptop display - \$1,600



9

Energy Circular Pop-Up Front-lit Mural – Heavy Duty 8' display, effortless setup - \$1,200

10

Connector SOLO and Shelves Kit – Indoor or Outdoor display, large header sign and full wrap detachable graphics - \$2,300

11

Workstation Astro – Computer workstation with recessed area for CPU housing - \$2,400

12

Truss Kiosk Double Sided – Tool-less truss setup, Can accept TV and laptop displays - \$2,700



California Authority of Racing Fairs
California Horse Racing

COMPOSITE: Horse Racing Display
Concept #4 - Outdoor

Display for Reference



Back Wall



Bottom Sides



Top Front



Top Roof in Orange



Top Sides

Join the Zoo Today
Take Home a FREE Poster!



13

INDOOR/OUTDOOR PROMOTIONAL COUNTER

DESCRIPTION – Quick and easy assembly, base contains 10 cubic feet of storage.

MATERIAL – Polypropylene plastic

FRAME – 2.75'w x 1.5'd

WEIGHT – 30lbs

PRICE - \$450/each

PROS – Ease of assembly, affordability

CONS – Economy quality, plastic



Custom Graphics!

14

PORTABLE DISPLAY BOOTH FOR OUTDOOR SHOWS

DESCRIPTION – Portable display booth with counter

MATERIAL – Aluminum frame

FRAME – 6'w x 7'h

WEIGHT – 95lbs split between two cases

PRICE – \$1,900/each

PROS – Ease of assembly, indoor or outdoor use

CONS – Size



15

10'x10' EVENT TENT FULL DYE SUB

DESCRIPTION – Easy to pop-up, one person setup for outdoor use, ideal for street fairs

MATERIAL – Durable outdoor fade-resistant polyester canopy

FRAME – 10'x10', 11'h

WEIGHT – NA

PRICE – \$999 without graphics, \$2,600 with graphics

PROS – Ideal for outdoor use at street fairs

CONS – Limited in scope to specific outdoor events



16

EZ CART

DESCRIPTION – Indoor/outdoor cart, great for mall, beaches, tradeshows and boardwalks

MATERIAL – Powder coated steel

FRAME – 6'x2.5' at base, 7'h

WEIGHT – NA

PRICE – \$3,500

PROS – Ideal for boardwalks, stationary

CONS – Needs to be assembled and de-assembled (in the manner of IKEA furniture)

BOARDWALK OPTIONS



Ref Code: FSC16



Ref Code: FSC17



Ref Code: FSC18



Ref Code: FSC18A



Ref Code: FSC19



Ref Code: FSC19A



Ref Code: FSC22



Ref Code: FSC23



Ref Code: FSC24



Ref Code: FSC25



Ref Code: FSC26



Ref Code: FSC27

RETAIL MERCHANDISING UNITS



Ref Code: RMU2B



Ref Code: RMU2C



Ref Code: RMU 2D



Ref Code: RMU2E



Ref Code: RMU3



Ref Code: RMU3A



Ref Code: RMU3B



Ref Code: RMU4



Ref Code: RMU5



Ref Code: RMU5A



Ref Code: RMU6A



Ref Code: RMU6B



Ref Code: RMU7A



Ref Code: RMU7B



Ref Code: RMU8



Ref Code: RMU36



Ref Code: RMU37



Ref Code: RMU38



Ref Code: RMU39



Ref Code: RMU40



Ref Code: RMU40A



Ref Code: RMU41



Ref Code: RMU41A



Ref Code: RMU2AA



Ref Code: RMU1BB



Ref Code: RMU42



Ref Code: RMU43



Ref Code: RMU44



Ref Code: RMU45



Ref Code: RMU46



Cal Racing Kiosk

Ideas and Recommendations

December 1, 2010

Flat-Screen uses:

- Show video about how to bet; display a mock race for users to practice wagering
- List event schedules at local tracks
- Display QR code that can be scanned for user to receive one-sheet on betting or list of events at their local track
- Display times that certain activities will be happening at the booth (ie – 11am – Betting Lesson, 2pm – Drawing to win day at the races, etc.)
- Show who has checked in on Four Square at the booth (perhaps each person who checks in gets a t-shirt or other shwag).
- Stream live races

Green-Screen/Xbox Connect Screen uses:

- Green screen to take participant's picture and place on head of racing photo of jockey, horse owner with huge check, winners circle etc. This photo can then be emailed to the user which will serve as a way to build our email database
 - Provide a print out of their photo on a track schedule or promo item with free admission, dollar off, BOGO, etc.
 - Picture becomes the cover of a Cal Racing magazine as a takeaway
- Connect screen would allow participants to race each other via a xBox horse racing game. Participant can then share their video on FB.

Laptop uses:

- Allow participants to sign-up for email
- Friend us on Facebook or follow us on Twitter
- View green screen photos/Xbox Connect video and share with friends
- Take online betting tutorial
- Display Cal Racing website

Booth Ideas:

- T-shirt Giveaways - Jockey style jersey (prompt email sign-ups)
- Wheel of prizes that allows users to win promo items
- Have a best "horse sound" contest - everyone that participates receives a t-shirt and there is one grand prize
- Text to win a trip for 6 to the turf club on opening day. Builds a database to mobile re-market to users with alerts on races, events, promotions, etc.
- QR codes on booth that give racing or wagering tips, mobile pocket betting guide
- 4 Square check-in tips (sign on booth)
- Place mobile nodes on booth to give alerts
- Teach people how to bet on horses (mock money, bet on actual races, provide prizes - partner with TVG for a bet 50 win 50)



- Still image/board that calls out each key point/aspect of a race (starting line, ticker, etc...)
- Branded pop-up banners with twitter handle and Facebook icons to engage social media following
- Measure up to a jockey. Poster of a popular jockey with height and weight. Engage people to take pictures next to the jockey and share online.
- Examples of winners who won big with low bets. Callouts of pick 6 winners at each track to entice users to win big.
- Display of what else is going on at the track besides racing (concerts, social things, etc.)
- Kiosk Design can represent a mini paddock or stall with hay, etc.

Pre-Fabricated Kiosks

Option 1: Trade Show Display with Counter, Banner Stands & 10' TV Stand

Dimensions:

- Banner Stand(s):
- Overall: 59-1/2"w x 120"h x 9-1/2"d
- Graphic Size: 59-1/2"w x 124"h
- Viewable Area: 58-1/2"w x 113-1/2"h
- Weight: 34 lbs.

Trade Show Counter:

- Overall: 96"w x 38"h x 25"d (actual counter depth is 19-3/4", but unit is 25"d due to curved design)
- Base(s): 20-1/2"x 3/4"h x 17-3/4"d
- Total Weight (all items packed in case): 101.5 lbs.

TV Stand

- Overall: 39-1/2"w x 123"h x 31-1/2"d
- Base: 39-1/2"w x 2"h x 31-1/2"d
- Television Size: (2) screens up to 50"; less than 80 lbs.
- VESA LG Bracket: 200mm and up (except 300mm horizontal)
- Weight: 77-1/2 lbs.

- Trade Show Display with Counter, Banner Stands & 10' TV Stand with black travel cases.
 - Qty: 1 - \$2372.50 plus tax
 - Qty: 2 - \$4540 plus tax
 - *TVs not included





Option 2: Portable Display Booth For Outdoor Trade Shows

Dimensions

- Size: 7'2"h x x 6'0"w
- Top portion: 14"h x 6'0" w
- Can print on all sides and bags are included.

Portable Display Booth For Outdoor Trade Shows

- Qty: 1 - \$2372.50 plus tax
- Qty: 2 - \$2183 - \$4623 plus tax





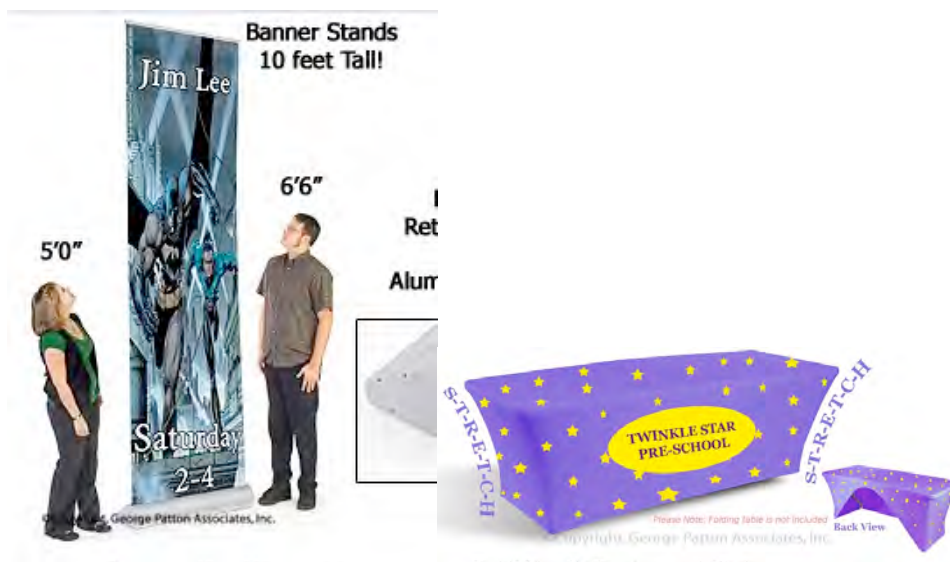
Option 3: Retractable Banner stand, Table Cloth & Sign

Dimensions:

- Banner Stand: 3'w x 10'h
- Table Cloth: 96"w x 29"h x 29"d (fits 8foot table)

Retractable Banner Stand & Table Cloth

- Qty: 1 -- \$994 plus tax
- Qty: 2 -- \$1988 plus tax



**California Authority of Racing Fairs
Agency Income Statement
June 30, 2011**

	2009 Year End Actual	2010 Year End Actual	2010 YTD Actual	2011 YTD Actual	2011 Annual Budget	2011 Budget Variance	2011 % Budget	2012 Forecast Budget
Revenue:								
Other Revenue	148	(2,326)	45	0	500	(500)	0%	0
Interest Income	30,515	18,003	14,463	11,079	30,000	(18,921)	37%	0
Member Dues	282,532	290,107	146,457	145,802	292,913	(147,111)	50%	290,000
CARF South Programs Admin Fee	25,351	21,256	11,578	9,293	18,806	(9,513)	49%	15,000
CARF Projects Admin Fee	66,063	141,872	30,263	410,503	195,000	215,503	211%	0
CARF Live Racing Admin Fee	112,869	108,854	63,587	99,188	182,611	(83,423)	54%	85,000
CARF @ Leased Facility Revenue	(311,170)	0	0	0	0	0	0%	0
Total Revenue	206,308	577,767	266,393	675,865	719,830	(43,966)	94%	390,000
Expenses:								
Salaries	226,671	241,506	105,548	133,668	305,173	171,505	44%	363,208
Employee Benefits	23,714	18,890	8,752	19,545	30,000	10,455	65%	39,000
Post Retirement Benefits	666,317	33,688	17,235	17,413	35,000	17,587	50%	35,000
Payroll Taxes	12,487	12,529	6,726	8,082	15,000	6,918	54%	18,000
Accounting Costs	17,209	17,272	8,451	12,009	18,750	6,741	64%	26,250
Audit Services	7,125	6,375	3,750	6,300	6,375	75	99%	8,925
Automobile Expense	435	10,650	7,307	468	4,000	3,532	12%	4,000
Contracted Services	543	10,435	2,978	1,544	5,000	3,456	31%	5,000
Depreciation	13,881	11,985	6,789	0	10,000	10,000	0%	10,000
Dues & Subscriptions	36,048	11,952	5,791	741	1,000	259	74%	1,000
Insurance Expense	37,784	37,127	18,573	18,555	41,000	22,445	45%	41,000
Legal Expenses	11,413	21,720	16,412	7,372	12,500	5,128	59%	12,500
Legislative Expenses	53,508	53,796	27,190	28,102	63,000	34,898	45%	63,000
Meetings Expense	5,398	6,852	1,957	2,737	5,000	2,263	55%	5,000
Misc. (Ag Day Sponsor)	2,482	2,010	1,595	3	2,500	2,497	0%	3,100
Office Supplies	23,754	27,882	15,678	14,323	25,000	10,677	57%	25,000
Postage & Shipping	5,987	3,117	1,492	1,878	4,000	2,122	47%	4,000
Rent (Tribute Road)	38,916	38,265	19,872	17,885	45,000	27,115	40%	45,000
Repairs & Maintenance	0	674	674	0	1,000	1,000	0%	1,000
Telephone Expense	7,390	9,492	4,401	5,985	10,000	4,015	60%	11,000
Training	0	0	895	0	2,500	2,500	0%	2,500
Travel Expense	25,280	27,226	12,080	4,511	27,500	22,989	16%	27,750
Total Expenses	1,216,340	603,445	294,145	301,119	669,298	368,179	45%	751,233
Agency Income (Loss)	(1,010,031)	(25,678)	(27,752)	374,746	50,532	324,213		(361,233)
Southern Program Income (Loss)	7,142	8,153	4,655	1,570	2,444	(19,901)		6,250
Total B/S Net Income (Loss)	(1,002,890)	(17,525)	(23,098)	376,315	52,976	304,313		(354,983)

California Authority of Racing Fairs
Southern Region Income Statement
June 30, 2011

	2009	2010	2010	2011	2011	2011	2011	2012
	Year End	Year End	YTD	YTD	Annual	Budget	% Budget	Forecast
	Actual	Actual	Actual	Actual	Budget	Variance		Budget
Program Revenue:								
Program Sales	343,634	285,716	154,381	133,944	250,750	(116,806)	53%	250,750
Other Revenue	0	0	0	0	0	0	0%	0
Royalties/Fees Due Host	(311,141)	(256,307)	(138,149)	(123,082)	(229,500)	106,418	54%	(229,500)
Total Revenue	32,493	29,409	16,233	10,863	21,250	(10,387)	51%	21,250
Expenses:								
Legal Expenses	0	0	0	0	0	0	0%	0
Meetings Expense	0	0	0	0	0	0	0%	0
Misc Exp.(Storage)	0	0	0	0	0	0	0%	0
Office Supplies	0	0	0	0	0	0	0%	0
Paper Expense	0	0	0	0	0	0	0%	0
Postage & Shipping	0	0	0	0	0	0	0%	0
Printing Supplies	0	0	0	0	0	0	0%	0
Rent & Utility Expenses	0	0	0	0	0	0	0%	0
Repairs & Maintenance	0	0	0	0	0	0	0%	0
Telephone Expense	0	0	0	0	0	0	0%	0
Travel Expense	0	0	0	0	0	0	0%	0
Total Expenses	0	0	0	0	0	0	0%	0
Operating Income (Loss)	32,493	29,409	16,233	10,863	21,250	(10,387)	51%	21,250
CARF Admin Fee	25,351	21,256	11,578	9,293	18,806	9,513	49%	15,000
Rebate								
Income (Loss)	7,142	8,153	4,655	1,570	2,444	(19,901)	64%	6,250

**California Authority of Racing Fairs
Project Management Income Statement
June 30, 2011**

	2009 Year End Actual	2010 Year End Actual	2010 YTD Actual	2011 YTD Actual	2011 Annual Budget	2011 Budget Variance	2011 % Budget	2012 Forecast Budget
Revenue:								
CARF Admin Fee	66,063	141,872	31,763	410,503	195,000	215,503	211%	0
Project Management	79,199	85,559	36,165	0	81,935	(81,935)	0%	0
Total Revenue	145,262	227,432	67,928	410,503	276,935	133,568	148%	0
Expenses:								
Salaries Expense	58,723	63,396	26,699	0	58,035	58,035	0%	0
Employee Benefits	7,287	8,538	4,266	0	9,000	9,000	0%	0
Payroll Taxes	2,832	3,076	1,510	0	3,000	3,000	0%	0
Accounting Costs	6,500	6,620	3,250	0	7,500	7,500	0%	0
Audit Services	2,550	2,550	1,500	0	2,550	2,550	0%	0
Automobile Expense	0	0	0	0	0	0	0%	0
Contracted Services	0	0	0	0	0	0	0%	0
Telephone Expense	708	754	371	0	1,000	1,000	0%	0
Travel Expense	42	68	68	0	250	250	0%	0
Misc. Storage	558	558	0	0	600	600	0%	0
Total Expenses	79,199	85,559	37,665	0	81,935	81,935	0%	0
CARF Admin Fee	66,063	141,872	30,263	410,503	195,000	(215,503)	211%	0

**California Authority of Racing Fairs
Live Racing Income Statement
June 30, 2011**

2009 = 79dys 2010 = 64 days

2011 = 58 days

	2009	2010	2010	2011	2011	2011	2011	2012
	Year End	Year End	YTD	YTD	Annual	Budget	% Budget	Forecast
	Actual	Actual	Actual	Actual	Budget	Variance		Budget
Revenues:								
Change Fund Admin Fee	17,065	14,074	10,014	0	15,000	(15,000)	0%	0
Racing Fairs Admin Fee	74,561	69,032	24,574	16,689	85,111	(68,422)	20%	85,000
Supplemental Purses Admin Fee	22,000	22,000	0	82,500	82,500	0	100%	0
NCOTWINC Reimbursement	29,000	29,000	29,000	0	29,000	(29,000)	0%	0
Racing Fairs Reimbursement	1,059,854	1,003,686	407,170	310,315	1,082,942	(772,627)	29%	1,111,700
Advertising Revenue	4,100	4,550	0	4,750	4,000	750	119%	4,000
Total	1,206,580	1,142,343	470,757	414,253	1,298,553	(884,300)	32%	1,200,700
Expenses:								
Salaries	230,562	255,146	108,164	101,021	251,517	150,496	40%	251,500
Employee Benefits	44,792	46,948	23,601	22,800	47,000	24,200	49%	47,000
Payroll Taxes	11,877	13,103	6,393	5,902	13,500	7,598	44%	13,500
Accounting Costs	52,250	43,035	21,125	21,130	48,750	27,620	43%	48,700
Audit Services	16,575	25,323	16,878	11,700	16,575	4,875	71%	16,500
Automobile Expense	1,182	64	64	0	5,100	5,100	0%	5,000
Depreciation	0	0	0	0	0	0	0%	0
Dues & Subscriptions, NTRA	12,286	10,109	5,055	0	1,000	1,000	0%	1,000
Insurance Expense	0	0	0	0	0	0	0%	0
Legal Expenses	0	8,734	15,469	0	10,000	10,000	0%	10,000
Meetings Expense	1,111	3,440	2,379	301	5,000	4,699	6%	5,000
Misc. Exp (Storage,Bank fee)	58	0	0	0	0	0	0%	0
Telephone Expense	3,363	3,924	1,961	1,225	3,000	1,775	41%	3,000
Travel Expense	45,184	29,898	6,499	7,353	35,000	27,647	21%	35,000
Sub-Totals	419,240	439,725	207,590	171,432	436,442	265,010	39%	436,200
Racing Support Services:								
Announcer	26,596	23,904	2,875	9,150	26,000	16,850	35%	26,000
Condition Bk/Program Cover	22,491	15,245	13,060	6,493	20,000	13,507	32%	20,000
Courier Service (Pgm Distribution)	0	0	0	0	0	0	0%	0
Racing Operations Support	79,601	78,325	53,965	45,988	90,000	44,012	51%	90,000
TC02 Testing	54,880	7,425	1,450	0	15,000	15,000	0%	15,000
Marketing	1,783	3,901	2,958	100	5,000	4,900	2%	5,000
Network Management	3,321	1,548	791	844	3,000	2,156	28%	3,000
Paymaster	20,298	8,106	3,698	2,607	11,500	8,893	23%	11,500
Program Production	178,814	179,004	19,976	27,068	205,000	177,932	13%	205,000
Racing Office System	53,156	43,739	13,082	6,839	55,000	48,161	12%	55,000
Recruitment	22,721	31,108	20,584	9,539	10,000	461	95%	10,000
Jumbo Screen	125,000	126,250	51,000	10,200	160,000	149,800	6%	160,000
Supplies	19,158	15,964	693	802	20,000	19,198	4%	20,000
Tattooing	20,469	17,200	4,660	7,505	19,000	11,495	40%	19,000
Timing/Clocker	22,430	22,805	3,625	2,334	0	(2,334)	0%	0
Transportation	3,465	2,150	0	500	5,000	4,500	10%	6,250
TV Production/Simulcast	20,288	17,088	7,163	13,663	35,000	21,337	39%	35,000
Sub-Totals	674,471	593,763	199,581	143,633	679,500	535,867	21%	680,750
Total Expenses	1,093,711	1,033,488	407,170	315,065	1,115,942	800,877	28%	1,116,950
CARF Admin Fee	112,869	108,854	63,587	99,188	182,611	83,423	54%	83,750

June 30, 2011

	2009	2010	2009	2010	2011	2011	2011	2011
	Year End	Year End	YTD	YTD	YTD	Annual	Budget	% Budget
	Actual	Actual	Actual	Actual	Actual	Budget	Variance	
Revenues:								
Commissions - CARF@GG	2,859,642	0	0	0	0	0	0	0%
Non Wagering Revenue - CARF@GG	0	0	0	0	0	0	0	0%
Total	2,859,642	0	0	0	0	0	0	0%
Expenses:								
PRA - Labor (Sal,Bene,Tax)	96,106	0	0	0	0	0	0	0%
PRA - COGS	0	0	0	0	0	0	0	0%
PRA - Financial Dept. Allocation	0	0	0	0	0	0	0	0%
PRA - Direct Invoices	2,998,791	0	0	0	0	0	0	0%
CARF Direct Invoices	18,531	0	0	0	0	0	0	0%
CARF Billback Allocation	57,383	0	0	0	0	0	0	0%
Sub-Totals	3,170,811	0	0	0	0	0	0	0%
CARF @ Leased Facility Net Income	-311,170	0	0	0	0	0	0	0%

**California Authority of Racing Fairs
Agency Income Statement
Estimated 2011 Year End**

	2009 Year End Actual	2010 Year End Actual	2011 Estimated Year End	2011 Annual Budget	2011 Budget Variance	2011 % Budget	2012 Forecast Budget
Revenue:							
Other Revenue	148	(2,326)	0	500	(500)	0%	0
Interest Income	30,515	18,003	16,079	30,000	(13,921)	54%	0
Member Dues	282,532	290,107	288,330	292,913	(4,583)	98%	290,000
CARF South Programs Admin Fee	25,351	21,256	18,586	18,806	(220)	99%	15,000
CARF Projects Admin Fee	66,063	141,872	410,503	195,000	215,503	211%	0
CARF Live Racing Admin Fee	112,869	108,854	158,189	182,611	(24,422)	87%	85,000
CARF @ Leased Facility Revenue	(311,170)	0	0	0	0	0%	0
Total Revenue	206,308	577,767	891,686	719,830	171,856	124%	390,000
Expenses:							
Salaries	226,671	241,506	263,668	305,173	41,505	86%	363,208
Employee Benefits	23,714	18,890	29,545	30,000	455	98%	39,000
Post Retirement Benefits	666,317	33,688	34,826	35,000	174	100%	35,000
Payroll Taxes	12,487	12,529	15,000	15,000	(0)	100%	18,000
Accounting Costs	17,209	17,272	18,509	18,750	241	99%	26,250
Audit Services	7,125	6,375	6,300	6,375	75	99%	8,925
Automobile Expense	435	10,650	3,968	4,000	32	99%	4,000
Contracted Services	543	10,435	4,544	5,000	456	91%	5,000
Depreciation	13,881	11,985	10,000	10,000	0	100%	10,000
Dues & Subscriptions	36,048	11,952	741	1,000	259	74%	1,000
Insurance Expense	37,784	37,127	39,277	41,000	1,723	96%	41,000
Legal Expenses	11,413	21,720	12,372	12,500	128	99%	12,500
Legislative Expenses	53,508	53,796	62,102	63,000	898	99%	63,000
Meetings Expense	5,398	6,852	4,737	5,000	263	95%	5,000
Misc. (Ag Day Sponsor)	2,482	2,010	2,000	2,500	500	80%	3,100
Office Supplies	23,754	27,882	15,323	25,000	9,677	61%	25,000
Postage & Shipping	5,987	3,117	3,878	4,000	122	97%	4,000
Rent (Tribute Road)	38,916	38,265	45,000	45,000	0	100%	45,000
Repairs & Maintenance	0	674	1,000	1,000	0	100%	1,000
Telephone Expense	7,390	9,492	9,985	10,000	15	100%	11,000
Training	0	0	2,500	2,500	0	100%	2,500
Travel Expense	25,280	27,226	24,511	27,500	2,989	89%	27,750
Total Expenses	1,216,340	603,445	609,785	669,298	59,513	91%	751,233
Agency Income (Loss)	(1,010,031)	(25,678)	281,902	50,532	231,370		(361,233)
Southern Program Income (Loss)	7,142	8,153	2,277	2,444	(608)		6,250
Total B/S Net Income (Loss)	(1,002,890)	(17,525)	284,178	52,976	230,762		(354,983)

**California Authority of Racing Fairs
Southern Region Income Statement
Estimated 2011 Year End**

	2009	2010	2011	2011	2011	2011	2012
	Year End	Year End	Estimated	Annual	Budget	% Budget	Forecast
	Actual	Actual	Year End	Budget	Variance		Budget
Program Revenue:							
Program Sales	343,634	285,716	258,944	250,750	8,194	103%	250,750
Other Revenue	0	0	0	0	0	0%	0
Royalties/Fees Due Host	(311,141)	(256,307)	(238,082)	(229,500)	(8,582)	104%	(229,500)
Total Revenue	32,493	29,409	20,863	21,250	(387)	98%	21,250
Expenses:							
Legal Expenses	0	0	0	0	0	0%	0
Meetings Expense	0	0	0	0	0	0%	0
Misc Exp.(Storage)	0	0	0	0	0	0%	0
Office Supplies	0	0	0	0	0	0%	0
Paper Expense	0	0	0	0	0	0%	0
Postage & Shipping	0	0	0	0	0	0%	0
Printing Supplies	0	0	0	0	0	0%	0
Rent & Utility Expenses	0	0	0	0	0	0%	0
Repairs & Maintenance	0	0	0	0	0	0%	0
Telephone Expense	0	0	0	0	0	0%	0
Travel Expense	0	0	0	0	0	0%	0
Total Expenses	0	0	0	0	0	0%	0
Operating Income (Loss)	32,493	29,409	20,863	21,250	(387)	98%	21,250
CARF Admin Fee	25,351	21,256	18,586	18,806	220	99%	15,000
Rebate							
Income (Loss)	7,142	8,153	2,277	2,444	(608)	93%	6,250

**California Authority of Racing Fairs
Project Management Income Statement
Estimated 2011 Year End**

	2009 Year End Actual	2010 Year End Actual	2011 Estimated Year End	2011 Annual Budget	2011 Budget Variance	2011 % Budget	2012 Forecast Budget
Revenue:							
CARF Admin Fee	66,063	141,872	410,503	195,000	215,503	211%	0
Project Management	79,199	85,559	0	81,935	(81,935)	0%	0
Total Revenue	145,262	227,432	410,503	276,935	133,568	148%	0
Expenses:							
Salaries Expense	58,723	63,396	0	58,035	58,035	0%	0
Employee Benefits	7,287	8,538	0	9,000	9,000	0%	0
Payroll Taxes	2,832	3,076	0	3,000	3,000	0%	0
Accounting Costs	6,500	6,620	0	7,500	7,500	0%	0
Audit Services	2,550	2,550	0	2,550	2,550	0%	0
Automobile Expense	0	0	0	0	0	0%	0
Contracted Services	0	0	0	0	0	0%	0
Telephone Expense	708	754	0	1,000	1,000	0%	0
Travel Expense	42	68	0	250	250	0%	0
Misc. Storage	558	558	0	600	600	0%	0
Total Expenses	79,199	85,559	0	81,935	81,935	0%	0
CARF Admin Fee	66,063	141,872	410,503	195,000	(215,503)	211%	0

**California Authority of Racing Fairs
Live Racing Income Statement
Estimated 2011 Year End**

2009 = 79dys 2010 = 64 days 2011 = 58 days

	2009	2010	2011	2011	2011	2011	2012
	Year End	Year End	Estimated	Annual	Budget	% Budget	Forecast
	Actual	Actual	Year End	Budget	Variance		Budget
Revenues:							
Change Fund Admin Fee	17,065	14,074	0	15,000	(15,000)	0%	0
Racing Fairs Admin Fee	74,561	69,032	75,689	85,111	(9,422)	89%	85,000
Supplemental Purses Admin Fee	22,000	22,000	82,500	82,500	0	100%	0
NCOTWINC Reimbursement	29,000	29,000	0	29,000	(29,000)	0%	0
Racing Fairs Reimbursement	1,059,854	1,003,686	1,010,334	1,082,942	(72,608)	93%	1,111,700
Advertising Revenue	4,100	4,550	4,750	4,000	750	119%	4,000
Total	1,206,580	1,142,343	1,173,272	1,298,553	(125,281)	90%	1,200,700
Expenses:							
Salaries	230,562	255,146	251,021	251,517	496	100%	251,500
Employee Benefits	44,792	46,948	47,000	47,000	(0)	100%	47,000
Payroll Taxes	11,877	13,103	13,402	13,500	98	99%	13,500
Accounting Costs	52,250	43,035	48,750	48,750	0	100%	48,700
Audit Services	16,575	25,323	16,575	16,575	0	100%	16,500
Automobile Expense	1,182	64	5,000	5,100	100	98%	5,000
Depreciation	0	0	0	0	0	0%	0
Dues & Subscriptions, NTRA	12,286	10,109	0	1,000	1,000	0%	1,000
Insurance Expense	0	0	0	0	0	0%	0
Legal Expenses	0	8,734	0	10,000	10,000	0%	10,000
Meetings Expense	1,111	3,440	1,001	5,000	3,999	20%	5,000
Misc. Exp (Storage,Bank fee)	58	0	0	0	0	0%	0
Telephone Expense	3,363	3,924	3,000	3,000	(0)	100%	3,000
Travel Expense	45,184	29,898	32,353	35,000	2,647	92%	35,000
Sub-Totals	419,240	439,725	418,102	436,442	18,340	96%	436,200
Racing Support Services:							
Announcer	26,596	23,904	26,000	26,000	0	100%	26,000
Condition Bk/Program Cover	22,491	15,245	19,993	20,000	7	100%	20,000
Courier Service (Pgm Distribution)	0	0	0	0	0	0%	0
Racing Operations Support	79,601	78,325	90,988	90,000	(988)	101%	90,000
TC02 Testing	54,880	7,425	10,000	15,000	5,000	67%	15,000
Marketing	1,783	3,901	1,000	5,000	4,000	20%	5,000
Network Management	3,321	1,548	2,000	3,000	1,000	67%	3,000
Paymaster	20,298	8,106	8,000	11,500	3,500	70%	11,500
Program Production	178,814	179,004	200,000	205,000	5,000	98%	205,000
Racing Office System	53,156	43,739	30,000	55,000	25,000	55%	55,000
Recruitment	22,721	31,108	12,000	10,000	(2,000)	120%	10,000
Jumbo Screen	125,000	126,250	110,000	160,000	50,000	69%	160,000
Supplies	19,158	15,964	10,000	20,000	10,000	50%	20,000
Tattooing	20,469	17,200	15,000	19,000	4,000	79%	19,000
Timing/Clocker	22,430	22,805	0	0	0	0%	0
Transportation	3,465	2,150	2,000	5,000	3,000	40%	5,000
TV Production/Simulcast	20,288	17,088	60,000	35,000	(25,000)	171%	35,000
Sub-Totals	674,471	593,763	596,981	679,500	82,519	88%	679,500
Total Expenses	1,093,711	1,033,488	1,015,084	1,115,942	100,858	91%	1,115,700
CARF Admin Fee	112,869	108,854	158,189	182,611	24,422	87%	85,000

California Authority of Racing Fairs						
CARF @ Leased Facility						
Estimated 2011 Year End						
	2009	2010	2011	2011	2011	2011
	Year End	Year End	Estimated	Annual	Budget	% Budget
	Actual	Actual	Year End	Budget	Variance	
Revenues:						
Commissions - CARF@GG	2,859,642	0	0	0	0	0%
Non Wagering Revenue - CARF@GG	0	0	0	0	0	0%
Total	2,859,642	0	0	0	0	0%
Expenses:						
PRA - Labor (Sal,Bene,Tax)	96,106	0	0	0	0	0%
PRA - COGS	0	0	0	0	0	0%
PRA - Financial Dept. Allocation	0	0	0	0	0	0%
PRA - Direct Invoices	2,998,791	0	0	0	0	0%
CARF Direct Invoices	18,531	0	0	0	0	0%
CARF Billback Allocation	57,383	0	0	0	0	0%
Sub-Totals	3,170,811	0	0	0	0	0%
CARF @ Leased Facility Net Income	-311,170	0	0	0	0	0%

CALIFORNIA AUTHORITY OF RACING FAIRS
BALANCE SHEET
June 30, 2011

ASSETS

	CURRENT YTD	PRIOR YTD
	6/30/11	6/30/10
Current Assets		
CASH - LAIF & INVESTMENTS	229,059	3,891,705
CASH - OPERATING/MM	966,132	422,418
CHECKING - TOC PURSE	(42,255)	1,373,571
CHECKING - RACING TRUST	1,697,421	12,601
MARKETABLE SECURITIES	2,428,456	4,177,471
A/R - DUES	78,637	22,026
A/R - PROGRAMS	37,037	103,513
A/R - RACING FAIRS	333,503	515,860
A/R - F&E/OTHER A/R	2,172,434	1,920,684
PREPAIDS/DEPOSITS	37,059	25,092
OPEB ASSETS	92,725	91,955
Total Current Assets	8,030,207	12,556,894
Fixed Assets		
AUTOMOBILE	37,967	2,296
FURNITURE & EQUIPMENT	1,646	2,059
COMPUTER HARDWARE/SOFTWARE	7,050	8,579
TRACK EQUIPMENT	259,712	59,400
Total Fixed Assets (Net of Depr.)	306,374	72,334
TOTAL ASSETS	8,336,582	12,629,228

LIABILITIES & NET ASSETS

Current Liabilities		
A/P & WITHHOLDINGS	856,082	983,380
A/P - PROGRAM ROYALTIES TO HOST	49,858	56,375
RACING DISTRIBUTIONS	277,449	(550,332)
PURSES	1,352,743	2,561,605
TRACK SAFETY/MAINT.	638,624	708,800
INFOTEXT UPGRADE	0	159,979
MISC PROJECT FUNDS	0	0
LOU-1 - TIMING/TRACK SURFACE/AREA ENHANC	0	0
LOU-2 - SPECIAL EVENT CENTERS	0	0
LOU-3 - SATELLITE SURVEY/TURF STUDY	0	0
EQUIPMENT REPLACEMENT FUND	0	1,311,961
LOU-5 - SYMPOSIUM	3,805	3,805
FACILITY IMPROVEMENTS & UPGRADES	169,583	517,765
CAPITAL IMPROVEMENT FUND	0	3,037,200
Total Current Liabilities	3,348,144	8,790,536
Non-Current Liabilities		
CHRIMS FUNDS	91,196	90,197
CHANGE FUND	1,014,000	1,014,000
FAIRS - EQUIP REPLACEMENT FUNDS	2,762,452	2,007,217
Total Non-Current Liabilities	3,867,648	3,111,413
TOTAL LIABILITIES	7,215,792	11,901,950
Net Assets		
FUND EQUITY	709,681	728,101
F&E Net Assets	34,794	22,275
CARF@GG	0	0
RETIREMENT CONTINGENCY	0	0
NET INCOME/LOSS	376,315	(23,098)
Total Net Assets	1,120,790	727,278
TOTAL LIABILITIES & NET ASSETS	8,336,582	12,629,228