



1776 Tribute Road, Suite 205  
Sacramento, CA 95815  
Office: 916.927.7223 Fax: 916.263.3341  
[www.calfairs.com](http://www.calfairs.com)

**AGENDA**  
**CALIFORNIA AUTHORITY OF RACING FAIRS**  
**BOARD OF DIRECTORS MEETING**  
**JOHN ALKIRE, CHAIR**  
**12:30 P.M., TUESDAY, MAY 3, 2011**  
**VIA TELECONFERENCE**

Notice is hereby given that a meeting of the California Authority of Racing Fairs' Board of Directors will commence at 12:30 p.m., Tuesday, May 3, 2011. The meeting will be held at the CARF Conference Room located at 1776 Tribute Road, Sacramento, California 95815.

**AGENDA**

- I. Date, time and location of next meeting: June 7, 2011 in Sacramento.
- II. Approval of minutes.
- III. Report, discussion and action, if any, on legislative program for 2011 and beyond.
- IV. Report, discussion and action, if any, on funding applications and disbursement plan for funds from CDFA F&E for CARF programs.
- V. Report, discussion and action, on re-allocation of Change Fund.
- VI. Discussion and action, if any, on FY2011/2012 Expenditure Plan proposed by CDFA F&E.
- VII. Report, discussion and action, if any, on possible of restructuring of Fairs.
- VIII. Financials
- IX. Executive Director's Report



1776 Tribute Road, Suite 205  
Sacramento, CA 95815  
Office: 916.927.7223 Fax: 916.263.3341  
[www.calfairs.com](http://www.calfairs.com)

**NOTICE**  
**CALIFORNIA AUTHORITY OF RACING FAIRS**  
**BOARD OF DIRECTORS MEETING**  
**JOHN ALKIRE, CHAIR**  
**12:30 P.M., TUESDAY, MAY 3, 2011**  
**VIA TELECONFERENCE**

Notice is hereby given that a meeting of the California Authority of Racing Fairs Board of Directors will commence at 12:30 p.m., Tuesday, May 3, 2011. The meeting will be held at the CARF Conference Room located at 1776 Tribute Road, Sacramento, California 95815.

**CARF Board of Directors Meeting**  
**Toll Free Dial In Number: (800) 791-2345**  
**Participant Code: 83711 #**

The Public and members of the California Authority of Racing Fairs Board of Directors may participate from the locations on the following page or in person.



1776 Tribute Road, Suite 205  
Sacramento, CA 95815  
Office: 916.927.7223 Fax: 916.263.3341  
[www.calfairs.com](http://www.calfairs.com)

## **CALIFORNIA AUTHORITY OF RACING FAIRS**

### **Teleconference Meeting Locations**

**Alameda County Fair**  
4501 Pleasanton Avenue  
Pleasanton, CA 94566

**Antelope Valley Fair**  
2551 West Ave. H  
Suite 102  
Lancaster, CA 93536

**The Big Fresno Fair**  
1121 S. Chance Avenue  
Fresno, CA 93702

**California State Fair**  
1600 Exposition Blvd.  
Sacramento, CA 95815

**Humboldt County Fair**  
1250 5<sup>th</sup> Street  
Ferndale, CA 95536

**Kern County Fair**  
1142 South P Street  
Bakersfield, CA 93307

**Monterey County Fair**  
2004 Fairground Road  
Monterey, CA 93940

**National Orange Show**  
689 South E Street  
San Bernardino, CA 92408

**Riverside National Date Festival**  
46-350 Arabia Street  
Indio, CA 92201

**San Bernardino Co. Fair**  
14800 Seventh Street  
Victorville, CA 92395

**San Joaquin Fair**  
1658 S. Airport Way  
Stockton, CA 95206

**Santa Barbara Co. Fair**  
937 Thornburg Street  
Santa Maria, CA 93458

**Shasta District Fair**  
1890 Briggs Street  
Anderson, CA 96007

**Solano County Fair**  
900 Fairgrounds Drive  
Vallejo, CA 94589

**Sonoma County Fair**  
1350 Bennett Valley Road  
Santa Rosa, CA 95404

**Southern CA Fair**  
18700 Lake Perris Dr.  
Perris, CA 92570

**Stanislaus County**  
900 North Broadway  
Turlock, CA 95380

**Tulare County Fair**  
215 Martin Luther King  
Tulare, CA 93274

**Ventura County Fair**  
10 West Harbor Blvd  
Ventura, CA 93001-2706



*a California joint powers agency*

1776 Tribute Road, Suite 205  
Sacramento, CA 95815  
Office: 916.927.7223 Fax: 916.263.3341  
[www.calfairs.com](http://www.calfairs.com)

April 15, 2011

Mr. Chris Carpenter  
San Mateo County Fair  
2495 S. Delaware St.  
San Mateo, CA 94403

Dear Chris,

We're pleased to notify you that the California Authority of Racing Fairs and the CDFA Division of Fairs and Expositions have agreed on an allocation plan for funds available for CARF programs. This plan includes a substantial allocation for San Mateo County Fair. The CARF Board has taken formal action endorsing and recommending this plan; implementation is underway. A description, summary and spreadsheet of the allocation plan are attached.

Included in that plan is a recommended allocation of \$164,813 and \$379,999 to San Mateo County Fair from two CARF programs: Equipment Replacement Program and Capital Improvements Program. These two allocations recommended for San Mateo County Fair total \$503,951 available after payment of CARF administrative fees. (Please see attached spreadsheet showing allocations.) These allocation amounts were based on formula derived from pro-rata parimutuel handle figures. The handle figures on which they are based reflect the success of the new satellite at San Mateo County Fair and its standing as the largest satellite in Northern California. This success has resulted in substantial allocations to your Fair from these programs.

The CARF Board has recommended and F&E has agreed that this funding be used to accelerate repayment of the loans extended to SMCF by CARF and F&E to build the new satellite facility at your Fair. By doing so, SMCF can reduce its debt load by \$503,951 and the loans are repaid earlier to the lenders. To that end, the CARF Board has taken action recommending adoption of this allocation plan with the condition that the funding would be used exclusively to pay down the

loans extended by to SMCF to build its satellite in 2008. In addition, the CARF Board also included conditions that the SMCF consents to limit its 20-mile consent radius to within San Mateo County; and that the SMCF signs a prior consent for implementation of a satellite wagering facility at the Cow Palace. These recommendations and conditions have been accepted and agreed to by F&E.

Due to recent developments in the Capitol related to the state budget, we are on a tight timetable for obtaining signed funding agreements and for disbursing these funds. Accordingly, we will need the SMCF's signed agreements to the conditions (please see attached *Consent Agreements*), along with a signed funding agreement, on or before May 2, 2011, so that the agreements can be approved at the CARF Board meeting on May 3, 2011.

When the CARF Board acted on the allocation plan, it included a provision that in the event that San Mateo County Fair did not agree to the conditions above, the funding would be withdrawn and distributed to the remaining CARF member Fairs on a pro-rata basis according to parimutuel handle.

We're attaching for your signature several documents that that will confirm your agreement to the above.

1. Consent to limit 20-mile consent radius within the County of San Mateo.
2. Pre-consent to implementation of a satellite wagering facility at the Cow Palace.
3. Funding agreement with F&E that dedicates use of the allocation exclusively to debt repayment to CARF and F&E. CARF and F&E will direct how the debt repayment is to be divided.

You and I have spoken about this already on the phone. We encourage San Mateo County Fair to accept this funding package and thereby accelerate repayment of the loans that helped finance constructive of your very successful satellite.

Best regards,

/s/

Christopher Korby  
Executive Director

Cc: John Alkire, CARF Board Chair  
Rebecca Desmond, Acting Director, Division of Fairs and Expositions  
Attachments: 3

## CONSENT AGREEMENT

To whom it may concern:

San Mateo County Fair (SMCF) hereby affirms its 20-mile consent radius for establishment of a satellite wagering facility within the County of San Mateo. The San Mateo County Fair (SMCF) also hereby acknowledges, agrees and warrants that it will consent to the licensing of a satellite wagering facility within 20-miles of the San Mateo County Fairgrounds if that satellite wagering facility is located outside the boundaries of the County of San Mateo.

---

CEO  
San Mateo County Fair

---

Date

---

Board Chair  
San Mateo County Fair

---

Date

## CONSENT AGREEMENT

In the event that the California Horse Racing Board grants a license to the Cow Palace to operate a satellite wagering facility or a mini-satellite on its Fairgrounds or on leased premises in the City and County of San Francisco, San Mateo County Fair hereby grants its consent to the operation of such satellite wagering operations by the Cow Palace.

---

CEO  
San Mateo County Fair

---

Date

---

Board Chair  
San Mateo County Fair

---

Date

**MOTIONS ADOPTED BY CARF BOARD REGARDING  
FUNDING DISBURSEMENTS FROM F&E TO CARF MEMBER FAIRS  
APRIL 5, 2011**

---

*Funding Disbursement Recommendations to Division of Fairs and Expositions*  
(As described in F&E letter of March 28)

**Motion:**

**Disbursement of Funds for Capital Improvement Projects at San Mateo County Fair Satellite Facility**

The CARF Board approves and recommends implementation of the two-stage disbursement plan described in the letter sent from F&E on March 28, 2011. In the same action, the CARF Board recommends that the satellite Capital Improvements' funding for San Mateo County Fair include the following conditions: 1) the SMCF signs a declaration that its 20-mile consent radius for other satellite facilities will apply only within the County of San Mateo; 2) SMCF gives its advance written consent to implementation of a satellite facility at the Cow Palace; 3) SMCF agrees that the funding allocation will be used exclusively to pay down debt on the satellite facility loans from CARF and F&E. In the event that SMCF does not agree to these conditions, the CARF Board recommends that this allocation be disbursed according to a pro-rata formula, based on parimutuel handle, to other CARF member Fairs. The Board authorizes the Executive Director to work with F&E and San Mateo County Fair on the details of this debt repayment.

**Motion:**

**Disbursement of Equipment Replacement Program Funds Allocated for San Mateo County Fair**

The CARF Board approves and recommends implementation of the two-stage disbursement plan described in the letter sent from F&E on March 28, 2011, for Equipment Replacement Program funds to San Mateo County Fair. In the same action, the CARF Board recommends that the Equipment Replacement Program funding for San Mateo County Fair will include the following conditions: 1) the SMCF signs a declaration that its 20-mile consent radius for other satellite facilities will apply only within the County of San Mateo; 2) SMCF gives its advance written consent to implementation of a satellite facility at the Cow Palace; 3) SMCF agrees that the funding allocation will be used exclusively to pay down debt on the satellite facility loans from CARF and F&E. In the event



that SMCF does not agree to these conditions, the CARF Board recommends that this allocation be disbursed according to a pro-rata formula, based on parimutuel handle, to other CARF member Fairs. The Board authorizes the Executive Director to work with F&E and San Mateo County Fair on the details of this debt repayment within the guidelines of this Board motion.

## 2010/2011 Live Racing and Satellite Wagering Facility Programs

Fair ID	Fair Name	Program	Eligibility	Fund Agmt Sent to Fair	Fund Agmt Rec'd from Fair	Initial Claim Processed (15%)	CARF Board Approval	Final Claim Processed (85% or 100%)
2	San Joaquin County Fair	Eqpt Replacement Fund	\$80,880.50	X	X	4/20/2011		
		Special Circumstances	\$100,000.00	X	X	4/20/2011		
		<b>Total</b>	<b>\$180,880.50</b>					
7	Monterey County Fair	Eqpt Replacement Fund	\$15,779.69	X	X	4/20/2011		
		Capital Improvements at Satellite Facilities	\$36,382.30	X	X	4/20/2011		
		<b>Total</b>	<b>\$52,161.99</b>					
15	Kern County Fair	Eqpt Replacement Fund	\$16,472.26	X	X	4/20/2011		
		Capital Improvements at Satellite Facilities	\$37,979.12	X	X	4/20/2011		
		<b>Total</b>	<b>\$54,451.38</b>					
21	Big Fresno Fair	Eqpt Replacement Fund	\$68,679.52	X	X	4/20/2011		
		Capital Improvements at Live Racing Facilities	\$525,000.00	X	X	4/20/2011		
		Track Safety and Maintenance	\$200,000.00	X	X	N/A	N/A	4/20/2011
		Satellite Development	\$550,000.00	X	X	N/A	N/A	4/20/2011
		<b>Total</b>	<b>\$1,343,679.52</b>					
24	Tulare County Fair	Eqpt Replacement Fund	\$6,667.67	X	X	4/27/2011		
		Capital Improvements at Satellite Facilities	\$15,373.26	X	X	4/27/2011		
		<b>Total</b>	<b>\$22,040.93</b>					
27	Shasta District Fair	Eqpt Replacement Fund	\$4,192.61	X	X	4/20/2011		
		Capital Improvements at Satellite Facilities	\$9,666.66	X	X	4/20/2011		
		<b>Total</b>	<b>\$13,859.27</b>					
28	San Bernardino County Fair	Eqpt Replacement Fund	\$17,917.62	X	X	4/20/2011		
		Capital Improvements at Satellite Facilities	\$41,311.59	X	X	4/20/2011		
		<b>Total</b>	<b>\$59,229.21</b>					
31	Ventura County Fair	Eqpt Replacement Fund	\$55,056.53	X				
		Capital Improvements at Satellite Facilities	\$126,940.58	X				
		<b>Total</b>	<b>\$181,997.11</b>					
38	Stanislaus County Fair	Eqpt Replacement Fund	\$16,377.91	X	X	4/20/2011		
		Capital Improvements at Satellite Facilities	\$37,761.57	X	X	4/20/2011		
		<b>Total</b>	<b>\$54,139.48</b>					
46	Southern CA Fair	Eqpt Replacement Fund	\$31,084.00	X	X	4/27/2011		
		Capital Improvements at Satellite Facilities	\$71,668.53	X	X	4/27/2011		
		<b>Total</b>	<b>\$102,752.53</b>					
50	Antelope Valley Fair	Eqpt Replacement Fund	\$31,487.24	X	X	4/20/2011		
		Capital Improvements at Satellite Facilities	\$72,598.27	X	X	4/20/2011		
		<b>Total</b>	<b>\$104,085.51</b>					
ALA	Alameda County Fair	Eqpt Replacement Fund	\$156,743.83	X	X	4/20/2011		
		Capital Improvements at Live Racing Facilities	\$525,000.00	X	X	4/20/2011		
		Track Safety and Maintenance	\$200,000.00	X	X	N/A	N/A	4/20/2011
		<b>Total</b>	<b>\$881,743.83</b>					
HUM	Humboldt County Fair	Eqpt Replacement Fund	\$9,513.82	X	X	4/20/2011		
		Special Circumstances	\$100,000.00	X	X	4/20/2011		
		<b>Total</b>	<b>\$109,513.82</b>					
NOS	National Orange Show	Eqpt Replacement Fund	\$60,818.40	X	X	4/20/2011		
		Capital Improvements at Satellite Facilities	\$140,225.38	X	X	4/20/2011		
		<b>Total</b>	<b>\$201,043.78</b>					
RIV	Riverside County Fair	Eqpt Replacement Fund	\$13,052.36	X	X			
		Capital Improvements at Satellite Facilities	\$30,094.06	X	X			
		<b>Total</b>	<b>\$43,146.42</b>					
SMA	San Mateo County Fair	Eqpt Replacement Fund	\$164,812.61	X	O			
		Capital Improvements at Satellite Facilities	\$379,998.69	X	O			
		<b>Total</b>	<b>\$544,811.30</b>					
SOL	Solano County Fair	Eqpt Replacement Fund	\$59,362.59	X	X	4/20/2011		

## 2010/2011 Live Racing and Satellite Wagering Facility Programs

Fair ID	Fair Name	Program	Eligibility	Fund Agmt Sent to Fair	Fund Agmt Rec'd from Fair	Initial Claim Processed (15%)	CARF Board Approval	Final Claim Processed (85% or 100%)
		Special Circumstances	\$200,000.00	X	X	4/20/2011		
		<b>Total</b>	<b>\$259,362.59</b>					
SON	Sonoma County Fair	Eqpt Replacement Fund	\$82,186.06	X	X	4/27/2011		
		Capital Improvements at Live Racing Facilities	\$525,000.00	X	X	4/27/2011		
		Track Safety and Maintenance	\$200,000.00	X	X	N/A	N/A	4/27/2011
		<b>Total</b>	<b>\$807,186.06</b>					
XPO	CA Expo and State Fair	Eqpt Replacement Fund	\$108,914.79	X	X	4/20/2011		
		Capital Improvements at Live Racing Facilities	\$525,000.00	X	X	4/20/2011		
		Track Safety and Maintenance	\$200,000.00	X	X	N/A	N/A	4/20/2011
		<b>Total</b>	<b>\$833,914.79</b>					
		<b>Grand Total</b>	<b>\$5,850,000.02</b>					

CALIFORNIA DEPARTMENT OF FOOD AND AGRICULTURE  
DIVISION OF FAIRS & EXPOSITIONS  
AND  
CALIFORNIA AUTHORITY OF RACING FAIRS

## PROJECT APPLICATIONS

- Equipment Replacement Program (Satellite Wagering)
- Pari-Mutuel Facility Capital Improvements (Satellite Wagering)
- Pari-Mutuel Facility Capital Improvements (Live Racing & Special Circumstances)



Presented to the CARF Live Racing Committee and  
CARF Board of Directors  
May 3, 2011





*a California joint powers agency*

1776 Tribute Road, Suite 205  
Sacramento, CA 95815  
Office: 916.927.7223 Fax: 916.263.3341  
[www.calfairs.com](http://www.calfairs.com)

To: CARF Member Fairs CEO's  
From: Christopher Korby  
Date: April 11, 2011  
Re: Current F&E Funding for CARF Programs

This follows up on discussions at the March 16 joint meeting of the CARF Northern and Southern Simulcast Committees regarding F&E funding for CARF programs. At that meeting, we reviewed the funding allocation plan that CARF was negotiating with the Division of Fairs and Expositions (F&E). The allocation plan had been reviewed and recommended to F&E by the CARF Board of Directors at its March 1 meeting; F&E had agreed to the plan. Subsequently, at the April 5 CARF Board meeting, CARF and F&E agreed on a disbursement plan for the funding. We are now in the implementation stage of the disbursement plan.

Each of you will be receiving Funding Agreements from F&E for your Fair's allocation(s) for specific CARF programs. The allocations will include funding for CARF's Equipment Replacement Program and for the Parimutuel Facility Capital Improvement Program. In the disbursement plan agreed to with F&E, funding will take place in the following sequence: 1) Fair signs F&E Funding Agreement to release initial payment (15%) of the funding allocation; 2) Fair remits payment of CARF administrative fees pursuant to the enclosed invoice; 3) Fair submits **Project Application** form (enclosed) to CARF by April 22, 2011, describing the project for which it will use funding; 4) project is approved by F&E and CARF; 5) second stage of funding is released to Fair.

Raechelle Gibbons, who handles accounting matters for CARF, will coordinate with individual Fairs on the best manner for your accounting staff to handle this at your Fair. Raechelle is prepared to work individually with your accounting staff and will be in touch with you and/or your staff by phone. You may reach Raechelle at 916-263-6143 OFFICE or 916-479-0969 CELL. Please feel free to also contact any other CARF staff member by phone or via e-mail if you have questions regarding this funding.

We'd like to express our appreciation to F&E staff for the cooperation in negotiating this funding for CARF programs. These programs benefit all CARF member Fairs.

Best regards,

Christopher Korby  
Executive Director





1/1/09-12/31/09 Handle											
CARF MEMBER FAIRS TOTAL HANDLE - SATELLITE & LIVE RACING FAIRS											
DRAFT - 3											
SUPPLEMENT TO EQUIPMENT REPLACEMENT FUND MONEYS HELD ON DEPOSIT FOR ALL CARF MEMBERS: TOTAL \$1,000,000											
Location	Off-Track S/W Handle	On-Track Handle	Out-of-State Handle	Off Track Handle	ADW Handle	Total Handle	% of Total	\$1,000,000.00	CARF Admin Fee 7.50%	Funding Available Balance	
Anderson	2,128,019					2,128,019	0.419%	\$4,192.61	\$314.45	\$3,878.17	
Tulare	3,384,271					3,384,271	0.667%	\$6,667.67	\$500.08	\$6,167.60	
Ferndale	173,374	765,661	1,247,109	1,212,630	1,430,099	4,828,873	0.951%	\$9,513.82	\$713.54	\$8,800.28	
Shalimar (Indio)	6,624,910					6,624,910	1.305%	\$13,052.36	\$978.93	\$12,073.43	
Monterey	8,009,204					8,009,204	1.578%	\$15,779.69	\$1,183.48	\$14,596.21	
Turlock	8,312,838					8,312,838	1.638%	\$16,377.91	\$1,228.34	\$15,149.56	
Bakersfield	8,360,729					8,360,729	1.647%	\$16,472.26	\$1,235.42	\$15,236.84	
Victorville	9,094,338					9,094,338	1.792%	\$17,917.62	\$1,343.82	\$16,573.79	
Lake Perris	15,777,120					15,777,120	3.108%	\$31,084.00	\$2,331.30	\$28,752.70	
Lancaster	15,981,793					15,981,793	3.149%	\$31,487.24	\$2,361.54	\$29,125.70	
Ventura	27,944,715					27,944,715	5.506%	\$55,056.53	\$4,129.24	\$50,927.29	
Vallejo	17,651,053	988,623	3,569,484	5,770,841	2,150,319	30,130,320	5.936%	\$59,362.59	\$4,452.19	\$54,910.40	
San Bernardino	30,869,233					30,869,233	6.082%	\$60,818.40	\$4,561.38	\$56,257.02	
Fresno	11,183,418	3,330,997	5,793,375	10,476,616	4,074,850	34,859,257	6.868%	\$68,679.52	\$5,150.96	\$63,528.55	
Stockton	20,109,643	1,673,003	5,196,865	10,021,748	4,050,776	41,052,035	8.088%	\$80,880.50	\$6,066.04	\$74,814.46	
Santa Rosa	12,059,592	3,761,855	8,326,193	12,539,588	5,027,465	41,714,694	8.219%	\$82,186.06	\$6,163.95	\$76,022.11	
Sacramento	28,432,047	2,787,250	5,563,234	13,235,109	5,263,598	55,281,238	10.891%	\$108,914.79	\$8,168.61	\$100,746.19	
Pleasanton	41,035,610	6,251,700	10,169,316	15,520,927	6,579,985	79,557,537	15.674%	\$156,743.83	\$11,755.79	\$144,988.04	
San Mateo	83,652,961					83,652,961	16.481%	\$164,812.61	\$12,360.95	\$152,451.66	
Totals	350,784,867	19,559,090	39,865,577	68,777,459	28,577,091	507,564,084	100%	\$1,000,000.00	\$75,000.00	\$925,000.00	

1/1/09-12/31/09 Handle											
CARF MEMBER FAIRS - SATELLITE WAGERING ONLY											
CAPITAL IMPROVEMENT PROJECTS AT FAIR SATELLITE FACILITIES WITH NO LIVE RACING: TOTAL \$1,000,000											
Location	Off-Track S/W Handle	On-Track Handle	Out-of-State Handle	Off Track Handle	ADW Handle	Total Handle	% of Total	\$1,000,000.00	CARF Admin Fee 7.5%	Funding Available Balance	
Anderson	2,128,019					2,128,019	0.967%	\$9,666.66	\$725.00	\$8,941.66	
Tulare	3,384,271					3,384,271	1.537%	\$15,373.26	\$1,152.99	\$14,220.26	
Shalimar (Indio)	6,624,910					6,624,910	3.009%	\$30,094.06	\$2,257.05	\$27,837.00	
Monterey	8,009,204					8,009,204	3.638%	\$36,382.30	\$2,728.67	\$33,653.63	
Turlock	8,312,838					8,312,838	3.776%	\$37,761.57	\$2,832.12	\$34,929.45	
Bakersfield	8,360,729					8,360,729	3.798%	\$37,979.12	\$2,848.43	\$35,130.69	
Victorville	9,094,338					9,094,338	4.131%	\$41,311.59	\$3,098.37	\$38,213.22	
Lake Perris	15,777,120					15,777,120	7.167%	\$71,668.53	\$5,375.14	\$66,293.39	
Lancaster	15,981,793					15,981,793	7.260%	\$72,598.27	\$5,444.87	\$67,153.40	
Ventura	27,944,715					27,944,715	12.694%	\$126,940.58	\$9,520.54	\$117,420.03	
San Bernardino	30,869,233					30,869,233	14.023%	\$140,225.38	\$10,516.90	\$129,708.48	
San Mateo	83,652,961					83,652,961	38.000%	\$379,998.69	\$28,499.90	\$351,498.79	
Totals	220,140,131	0	0	0	0	220,140,131	100%	\$1,000,000.00	\$75,000.00	\$925,000.00	

1/1/09-12/31/09 Handle											
CARF MEMBER FAIRS - LIVE RACING FAIRS											
CAPITAL IMPROVEMENTS AT LIVE RACING FAIRS: TOTAL \$2,100,000											
Location	Off-Track S/W Handle	On-Track Handle	Out-of-State Handle	Off Track Handle	ADW Handle	Total Handle	% of Total		CARF Admin Fee 7.5%	Funding Available Balance	
Fresno	11,183,418	3,330,997	5,793,375	10,476,616	4,074,850	34,859,257		\$525,000.00	\$39,375.00	\$485,625.00	
Santa Rosa	12,059,592	3,761,855	8,326,193	12,539,588	5,027,465	41,714,694		\$525,000.00	\$39,375.00	\$485,625.00	
Sacramento	28,432,047	2,787,250	5,563,234	13,235,109	5,263,598	55,281,238		\$525,000.00	\$39,375.00	\$485,625.00	
Pleasanton	41,035,610	6,251,700	10,169,316	15,520,927	6,579,985	79,557,537		\$525,000.00	\$39,375.00	\$485,625.00	
Totals	92,710,667	16,131,802	29,852,119	51,772,240	20,945,898	211,412,726		\$2,100,000.00	\$157,500.00	\$1,942,500.00	

SPECIAL CIRCUMSTANCES											
Ferndale	173,374	765,661	1,247,109	1,212,630	1,430,099	4,828,873		\$100,000.00	\$7,500.00	\$92,500.00	
Stockton	20,109,643	1,673,003	5,196,865	10,021,748	4,050,776	41,052,035		\$100,000.00	\$7,500.00	\$92,500.00	
Vallejo	17,651,053	988,623	3,569,484	5,770,841	2,150,319	30,130,320		\$200,000.00	\$15,000.00	\$185,000.00	



# SATELLITE & LIVE RACING FAIRS

## EQUIPMENT REPLACEMENT FUND

### PROJECT APPLICATIONS

1. Anderson.....	4
2. Tulare.....	6
3. Ferndale.....	8
4. Shalimar (Indio) .....	10
5. Monterey.....	12
6. Turlock.....	14
7. Bakersfield.....	16
8. Victorville.....	22
9. Lake Perris.....	24
10. Lancaster.....	26
11. Ventura.....	28
12. Vallejo.....	30
13. San Bernardino.....	32
14. Fresno.....	36
15. Stockton.....	38
16. Santa Rosa.....	40
17. Sacramento.....	42
18. Pleasanton.....	44

# 1/1/09-12/31/09 Handle

## CARF MEMBER FAIRS TOTAL HANDLE - SATELLITE & LIVE RACING FAIRS

DRAFT - 3

### SUPPLEMENT TO EQUIPMENT REPLACEMENT FUND MONIES HELD ON DEPOSIT FOR ALL CARF MEMBERS: TOTAL \$1,000,000

Location	Off-Track	On-Track	Out-of-State	Off Track	ADW	Total	% of Total	\$1,000,000.00	CARF Admin Fee 7.50%	Funding Available Balance
	S/W Handle	Handle	Handle	Handle	Handle	Handle				
Anderson	2,128,019					2,128,019	0.419%	\$4,192.61	\$314.45	\$3,878.17
Tulare	3,384,271					3,384,271	0.667%	\$6,667.67	\$500.08	\$6,167.60
Ferrdale	173,374	765,661	1,247,109	1,212,630	1,430,099	4,828,873	0.951%	\$9,513.82	\$713.54	\$8,800.28
Shalimar (Indio)	6,624,910					6,624,910	1.305%	\$13,052.36	\$978.93	\$12,073.43
Monterey	8,009,204					8,009,204	1.578%	\$15,779.69	\$1,183.48	\$14,596.21
Turlock	8,312,838					8,312,838	1.638%	\$16,377.91	\$1,228.34	\$15,149.56
Bakersfield	8,360,729					8,360,729	1.647%	\$16,472.26	\$1,235.42	\$15,236.84
Victorville	9,094,338					9,094,338	1.792%	\$17,917.62	\$1,343.82	\$16,573.79
Lake Perris	15,777,120					15,777,120	3.108%	\$31,084.00	\$2,331.30	\$28,752.70
Lancaster	15,981,793					15,981,793	3.149%	\$31,487.24	\$2,361.54	\$29,125.70
Ventura	27,944,715					27,944,715	5.506%	\$55,056.53	\$4,129.24	\$50,927.29
Vallejo	17,651,053	988,623	3,569,484	5,770,841	2,150,319	30,130,320	5.936%	\$59,362.59	\$4,452.19	\$54,910.40
San Bernardino	30,869,233					30,869,233	6.082%	\$60,818.40	\$4,561.38	\$56,257.02
Fresno	11,183,418	3,330,997	5,793,375	10,476,616	4,074,850	34,859,257	6.868%	\$68,679.52	\$5,150.96	\$63,528.55
Stockton	20,109,643	1,673,003	5,196,865	10,021,748	4,050,776	41,052,035	8.088%	\$80,880.50	\$6,066.04	\$74,814.46
Santa Rosa	12,059,592	3,761,855	8,326,193	12,539,588	5,027,465	41,714,694	8.219%	\$82,186.06	\$6,163.95	\$76,022.11
Sacramento	28,432,047	2,787,250	5,563,234	13,235,109	5,263,598	55,281,238	10.891%	\$108,914.79	\$8,168.61	\$100,746.19
Pleasanton	41,035,610	6,251,700	10,169,316	15,520,927	6,579,985	79,557,537	15.674%	\$156,743.83	\$11,755.79	\$144,988.04
San Mateo	83,652,961					83,652,961	16.481%	\$164,812.61	\$12,360.95	\$152,451.66

#### Totals

350,784,867	19,559,090	39,865,577	68,777,459	28,577,091	507,564,084	100%	\$1,000,000.00	\$75,000.00	\$925,000.00
-------------	------------	------------	------------	------------	-------------	------	----------------	-------------	--------------

# SHASTA DISTRICT FAIR

ANDERSON

CALIFORNIA DEPARTMENT OF FOOD AND AGRICULTURE DIVISION OF FAIRS &  
EXPOSITIONS

AND

CALIFORNIA AUTHORITY OF RACING FAIRS

PROJECT APPLICATION

Executive Summary

---

1. Name of Fair: Shasta District Fair
2. Project Name: \_\_\_\_\_
3. Funding Amount Allocated: \$3878.17
4. Program (please check applicable CARE program below)

☐ Parimutuel Facility Capital Improvements

☒ Equipment Replacement Program

5. Project Description-Summary

(Attach additional information/photos as appropriate.)

Place funds in CARE Equipment  
Fund for future use.

6. Description of Cost Estimates & Source of Cost Estimates

(Attach supporting documentation as appropriate.)

7. Project Benefits

(Attach supporting documentation as appropriate.)

[Send along with any additional detail to CARE, 1776 Tribute Rd., Sacramento CA 95815]

# TULARE COUNTY FAIR

## TULARE

**CALIFORNIA DEPARTMENT OF FOOD AND AGRICULTURE DIVISION OF FAIRS &  
EXPOSITIONS  
AND  
CALIFORNIA AUTHORITY OF RACING FAIRS  
PROJECT APPLICATION  
Executive Summary**

---

1. **Name of Fair:** 24th DAA/ Tulare County Fair
2. **Project Name:** Restroom upgrade
3. **Funding Amount Allocated:** \$ 6,667.67
4. **Program (please check applicable CARF program below)**
  - ☐ Parimutuel Facility Capital Improvements
  - ☐ Equipment Replacement Program
5. **Project Description-Summary**  
(Attach additional information/photos as appropriate.)  
Facility restroom upgrade's and fixture replacement
6. **Description of Cost Estimates & Source of Cost Estimates**  
(Attach supporting documentation as appropriate.)  
\$7,500 Liberty Construction General Contractor
7. **Project Benefits**  
(Attach supporting documentation as appropriate.)  
New/renovated ADA approved restrooms

[Send along with any additional detail to CARF, 1776 Tribute Rd., Sacramento CA 95815]

# HUMBOLDT COUNTY FAIR

## FERNDALE

CALIFORNIA DEPARTMENT OF FOOD AND AGRICULTURE DIVISION OF FAIRS & EXPOSITIONS  
AND  
CALIFORNIA AUTHORITY OF RACING FAIRS *PROJECT FUNDING APPLICATION*  
*Executive Summary*

---

1. *Name of Fair: HUMBOLDT*
2. *Project Name: Wagering Facility Improvements, ERF*
3. *Funding Amount Allocated: \$ 9,513.82*
4. *Program (please check applicable CARF program below)*

*Parimutuel Facility Capital Improvements*

☒ *Equipment Replacement Program*

5. *Project Description-Summary*

As prescribed in the Funding Program Agreement, these funds will be used for Wagering Facility Improvements, as identified by the parties to the agreement.

6. *Description of Cost Estimates & Source of Cost Estimates*

Cost estimates/funding availability are based upon distribution developed by the executive staff of the California Authority of Racing Fairs.

7. *Project Benefits*

Provide for improvements to wagering facilities, so as to contribute to the health and safety of employees and patrons.



RIVERSIDE COUNTY FAIR

SHALIMAR (INDIO)

CALIFORNIA DEPARTMENT OF FOOD AND AGRICULTURE DIVISION OF FAIRS &  
EXPOSITIONS  
AND  
CALIFORNIA AUTHORITY OF RACING FAIRS  
*PROJECT APPLICATION*  
*Executive Summary*

---

1. *Name of Fair: Riverside County Fair & National Date Festival*
2. *Project Name: Shalimar Indio*
3. *Funding Amount Allocated: \$ 13,052.36*
4. *Program (please check applicable CARF program below)*
  - ☐ *Parimutuel Facility Capital Improvements*
  - ☒ *Equipment Replacement Program*

5. *Project Description-Summary*  
(Attach additional information/photos as appropriate.)

Upgrade the current security alarm in the Shalimar.

6. *Description of Cost Estimates & Source of Cost Estimates*  
(Attach supporting documentation as appropriate.)

\$12,000

7. *Project Benefits*  
(Attach supporting documentation as appropriate.)

Would benefit the Fair by lowering our risk of theft or vandalism.

[Send along with any additional detail to CARF, 1776 Tribute Rd., Sacramento CA 95815]

# MONTEREY COUNTY FAIR

## MONTEREY

CALIFORNIA DEPARTMENT OF FOOD AND AGRICULTURE DIVISION OF FAIRS &  
EXPOSITIONS  
AND  
CALIFORNIA AUTHORITY OF RACING FAIRS  
*PROJECT APPLICATION*  
*Executive Summary*

---

**1. *Name of Fair: Monterey County Fair***

**2. *Project Name: Sports Bar***

**3. *Funding Amount Allocated: \$15,779.69***

**4. *Program (please check applicable CARF program below)***

*Parimutuel Facility Capital Improvements*

*XX Equipment Replacement Program*

**5. *Project Description-Summary***

(Attach additional information/photos as appropriate.)

The Monterey Bay Race Place has been building a 'Sports Bar' atmosphere in a section of the facility. Race Place would like to purchase additional large flat screen televisions and upgrade this area with a new bar and furniture.

**6. *Description of Cost Estimates & Source of Cost Estimates***

(Attach supporting documentation as appropriate.)

Bids are currently being gathered for new flat screens. The cost estimate is currently \$12,000 for six large flat screen televisions.

**7. *Project Benefits***

(Attach supporting documentation as appropriate.)

To attract a new demographic to the Race Place as well as create another area of interest to current patrons. The Race Place has DirecTV with many different sports and pay per view options which has been positively received among the current patrons as well as solicited interest from new patrons.

[Send along with any additional detail to CARF, 1776 Tribute Rd., Sacramento CA 95815]

# STANISLAUS COUNTY FAIR

## TURLOCK

CALIFORNIA DEPARTMENT OF FOOD AND AGRICULTURE DIVISION OF FAIRS &  
EXPOSITIONS

AND

CALIFORNIA AUTHORITY OF RACING FAIRS

PROJECT APPLICATION

*Executive Summary*

---

1. Name of Fair: Stanislaus County Fair
2. Project Name: \_\_\_\_\_
3. Funding Amount Allocated: \$15,144.56
4. Program (please check applicable CARF program below)
  - ☐ Parimutuel Facility Capital Improvements
  - ☒ Equipment Replacement Program
5. Project Description-Summary  
(Attach additional information/photos as appropriate.)

*Keep funds on account with CARF*

6. Description of Cost Estimates & Source of Cost Estimates  
(Attach supporting documentation as appropriate.)

7. Project Benefits  
(Attach supporting documentation as appropriate.)

[Send along with any additional detail to CARF, 1776 Tribute Rd., Sacramento CA 95815]

KERN COUNTY FAIR

BAKERSFIELD



## 15<sup>th</sup> DISTRICT AGRICULTURAL ASSOCIATION

1142 South P Street • Bakersfield, CA 93307 • 661.833.4900  
www.kerncountyfair.com • Fax 661.836.2743

April 22, 2011

Chris Korby  
California Authority of Racing Fairs  
1776 Tribute Road, Suite 150  
Sacramento, CA 95815

RE: Equipment Replacement Funds

The Kern County Fairgrounds Satellite Wagering Facility will work with CARF and the Equipment Replacement Program to fulfill the procurement of equipment that was submitted for approval on April 20, 2011.

Please let me know if there is any additional information needed.

Thank you,

Bill Blair, CEO  
15<sup>th</sup> District Agricultural Association  
The Great Kern County Fair



CALIFORNIA DEPARTMENT OF FOOD AND AGRICULTURE DIVISION OF FAIRS &  
EXPOSITIONS  
AND  
CALIFORNIA AUTHORITY OF RACING FAIRS  
*PROJECT APPLICATION*  
*Executive Summary*

---

1. *Name of Fair:* Kern County Fair
2. *Project Name:* Equipment Replacement
3. *Funding Amount Allocated:* \$ 16,472.26
4. *Program (please check applicable CARF program below)*
- ☐ *Parimutuel Facility Capital Improvements*
  - ☒ *Equipment Replacement Program*

5. *Project Description-Summary*

(Attach additional information/photos as appropriate.)

The Kern County Fairgrounds did not participate in the Equipment Replacement Program when it first was instituted. Therefore, the fairgrounds had to replace old equipment out of the fair operating budget. With these funds we will replace overhead projectors with up to date 60" flat screen TV's, install a security camera system, purchase replacement 8' banquet tables and refurbish the cables in the equipment room for the satellite and tv signals.

Please see attached for photos/explanation

6. *Description of Cost Estimates & Source of Cost Estimates*

(Attach supporting documentation as appropriate.)

Please see attached

7. *Project Benefits*

(Attach supporting documentation as appropriate.)

Please see attached

[Send along with any additional detail to CARF, 1776 Tribute Rd., Sacramento CA 95815]




## Equipment Replacement

Satellite Wagering Facility – 15<sup>th</sup> DAA – Kern County Fairgrounds, Bakersfield, CA

Project List:

1. 4 – 60” LCD/LED/Plasma TV’s
  - a. Cost: \$2,164.99 per unit /Total \$8,569.96
  - b. The cost was determined from pricing at COSTCO, which had the lowest prices available. The installation would be in house installation.
  - c. Project benefits: 1.) High quality TV’s that will replace the two overhead projector screens now installed on the west wall of the facility. 2.) Long term cost savings of \$800-\$1,600 per year for bulb replacement on the two Mitsubishi overhead projectors.



## 2. Security Camera System

- a. Cost: \$4,979.00 (installed). This is a mid-range system that will provide 4 cameras, recording DVR and a split screen monitor. Areas that will be covered are the front desk, concession stand and the floor.
- b. The cost was given to the facility by Tel-Tec, who is the provider of the alarm system for the building and the fairgrounds.
- c. Project benefits: 1.) Better security in the facility during operating hours for employees. 2.) A perception from the clientele that we care about their safety and security.



## 3. 30 8" banquet tables

- a. Cost: \$110 per table / Total \$3,300
- b. The cost was derived from quotes from various companies and will also check with CFSA for pricing which was unavailable in time for submission of this request.
- c. Project benefit: 1.) Better esthetics by replacing tables that have been damaged over the years. 2.) Safety for patrons as tables have been removed due to wear and tear on the leg supports, etc.



Total Request - **\$16,462.96** – The fair will augment the amount to fulfill the project cost of \$16,938.96



SAN BERNARDINO  
COUNTY FAIR  
  
VICTORVILLE

CALIFORNIA DEPARTMENT OF FOOD AND AGRICULTURE DIVISION OF FAIRS &  
EXPOSITIONS  
AND  
CALIFORNIA AUTHORITY OF RACING FAIRS  
PROJECT APPLICATION  
*Executive Summary*

---

1. Name of Fair: 28TH D.A.A.
2. Project Name: EQUIPMENT REPLACEMENT
3. Funding Amount Allocated: \$ 41,311.59
4. Program (please check applicable CARF program below)
  - ☐ Parimutuel Facility Capital Improvements
  - ☒ Equipment Replacement Program
5. Project Description-Summary  
(Attach additional information/photos as appropriate.)

\* REQUESTING FIE TRANSFER AMOUNT TO CARF  
AND HOLD ON BEHALF OF 28TH D.A.A.

6. Description of Cost Estimates & Source of Cost Estimates  
(Attach supporting documentation as appropriate.)

7. Project Benefits  
(Attach supporting documentation as appropriate.)

[Send along with any additional detail to CARF, 1776 Tribute Rd., Sacramento CA 95815]

# SOUTHERN CALIFORNIA FAIR

LAKE PERRIS

CALIFORNIA DEPARTMENT OF FOOD AND AGRICULTURE DIVISION OF FAIRS &  
EXPOSITIONS  
AND  
CALIFORNIA AUTHORITY OF RACING FAIRS  
PROJECT APPLICATION  
*Executive Summary*

---

1. Name of Fair: SOUTHERN CALIFORNIA FAIR
2. Project Name: FUTURE EQUIPMENT REPLACEMENT
3. Funding Amount Allocated: \$ 31,094.00
4. Program (please check applicable CARF program below)
  - ☐ Parimutuel Facility Capital Improvements
  - ☒ Equipment Replacement Program
5. Project Description-Summary  
(Attach additional information/photos as appropriate.)

CARF TO HOLD FUNDS FOR FUTURE  
EQUIPMENT REPLACEMENT PROJECT(S)
6. Description of Cost Estimates & Source of Cost Estimates  
(Attach supporting documentation as appropriate.)

N/A AT THIS TIME
7. Project Benefits  
(Attach supporting documentation as appropriate.)

N/A AT THIS TIME

[Send along with any additional detail to CARF, 1776 Tribute Rd., Sacramento CA 95815]



ANTELOPE VALLEY FAIR

LANCASTER

CALIFORNIA DEPARTMENT OF FOOD AND AGRICULTURE DIVISION OF FAIRS &  
EXPOSITIONS  
AND  
CALIFORNIA AUTHORITY OF RACING FAIRS  
PROJECT APPLICATION  
*Executive Summary*

---

1. Name of Fair: Antelope Valley Fair
2. Project Name: SW Equipment Replacement
3. Funding Amount Allocated: \$ 31,487<sup>24</sup>
4. Program (please check applicable CARF program below)
  - ☐ Parimutuel Facility Capital Improvements
  - ☒ Equipment Replacement Program
5. Project Description-Summary  
(Attach additional information/photos as appropriate.)

*Remit funds to CARF to hold on deposit  
for Antelope Valley Fair.*

6. Description of Cost Estimates & Source of Cost Estimates  
(Attach supporting documentation as appropriate.)

7. Project Benefits  
(Attach supporting documentation as appropriate.)

[Send along with any additional detail to CARF, 1776 Tribute Rd., Sacramento CA 95815]

# VENTURA COUNTY FAIR

## VENTURA

PROJECT APPLICATION  
NOT SUBMITTED BY  
DEADLINE

SOLANO COUNTY FAIR

VALLEJO

CALIFORNIA DEPARTMENT OF FOOD AND AGRICULTURE DIVISION OF FAIRS &  
EXPOSITIONS  
AND  
CALIFORNIA AUTHORITY OF RACING FAIRS  
*PROJECT APPLICATION*  
*Executive Summary*

---

1. *Name of Fair: Solano County Fair*
2. *Project Name: Equipment Replacement Program*
3. *Funding Amount Allocated: \$59,362.59*
4. *Program (please check applicable CARF program below)*
  - ☐ *Parimutuel Facility Capital Improvements*
  - ☒ *Equipment Replacement Program*

5. *Project Description-Summary*

(Attach additional information/photos as appropriate.)

Solano County Fair will remit F&E funding available for equipment replacement to CARF. The funds will be deposited in an account in CARF's Equipment Replacement Program and will be expended for the benefit of the Solano County Fair's satellite wagering facility.

6. *Description of Cost Estimates & Source of Cost Estimates*

(Attach supporting documentation as appropriate.)

7. *Project Benefits*

(Attach supporting documentation as appropriate.)

[Send along with any additional detail to CARF, 1776 Tribute Rd., Sacramento CA 95815]

# NATIONAL ORANGE SHOW

SAN BERNARDINO

CALIFORNIA DEPARTMENT OF FOOD AND AGRICULTURE DIVISION OF  
FAIRS & EXPOSITIONS  
AND  
CALIFORNIA AUTHORITY OF RACING FAIRS  
PROJECT APPLICATION  
*Executive Summary*

1. *Name of Fair:* National Orange Show
2. *Project Name:* Martin A. Matich Sports Center Equipment Replacement
3. *Funding Amount Allocated:* \$60,818.40
4. *Program:* Equipment Replacement Program
5. *Project Description-Summary:*

Replace chairs, televisions, signs on the outside of the building, security cameras, ice machine, bar stools and upgrade the control room.


**Please remit funds to CARF to hold on deposit for the National Orange Show as part of the CARF Equipment Replacement Fund Program since we are still obtaining estimates from various vendors.**

6. *Description of Cost Estimates & Source of Cost Estimates:*

1. Chairs- 500, Reupholster- Avg cost \$30-40 per chair	Est. \$15,000- \$20,000
2. Televisions- 5 55" Lcd TVS- Avg. cost \$1,000.00	Est. \$5,000
3. Televisions- 15 46" Lcd TVS- Avg. cost \$700.00	Est. \$10,000
3. Signs on Outside Building-	Est. TBD
4. Security Cameras- New System-	Est. \$1,000-\$3,000
5. Ice Machine	Est. TBD
6. Bar Stools- 25, Avg. cost \$125- \$200	Est. \$3,000-\$5,000
7. Upgrade the Control room	Est. \$4000-\$8,000

7. *Project Benefits:*


- Upgrading the Televisions with the 15 46" LCD TV's and 5 55" LCD TV's will replace the tube TVs at our bars which is our prominent television viewing area.
- We have two signs on the outside of the building that display various events happening in the Sports Center throughout the year. Both signs have multiple cracks and the backlight is not in working order. With the cracks in the signs, we can only put a display on half of it. Without the backlight, the display can't be viewed at night.
- Adding Security Cameras would improve the overall safety of our patrons as well as our staff. They would eliminate the dead spots in the building and would help aid in better surveillance on the outside perimeter as well.

  
1/21/11



The low resolution viewing on the new security cameras would help the security guards in identifying people outside the building.

- The control room is the area where we distribute the Race Track Audio and Video feed to the different screens in the building. Upgrading the Computers, TV's, cable boxes and audio receivers will help us project a better overall atmosphere to the patrons and bring our control room up to par with other OTB faculties.
- The chairs in the building are the original ones from when we opened doors 20 years ago. A great deal of our chairs in the building have tears and stains on them.
- An Ice Machine would help decrease overhead costs for the bars. At the moment, since we do not have our own ice on hand, we are buying bags from a local company.
- Replacing the bar stools around the bar would allow us to replace those stools that have tears and loose legs. The bar stools that we have are approximately 20 years old.

  
4/21/11



BIG FRESNO FAIR

FRESNO

CALIFORNIA DEPARTMENT OF FOOD AND AGRICULTURE DIVISION OF FAIRS &  
EXPOSITIONS  
AND  
CALIFORNIA AUTHORITY OF RACING FAIRS  
PROJECT APPLICATION  
Executive Summary

---

1. Name of Fair: BIG FRESNO FAIR
2. Project Name: EQUIPMENT REPLACEMENT PROGRAM
3. Funding Amount Allocated: \$ 68,679.52
4. Program (please check applicable CARF program below)
  - ☐ Parimutuel Facility Capital Improvements
  - ☒ Equipment Replacement Program
5. Project Description-Summary  
(Attach additional information/photos as appropriate.)

REMIT FUNDS TO CARF & HOLD ON DEPOSIT  
FOR THE BIG FRESNO FAIR
6. Description of Cost Estimates & Source of Cost Estimates  
(Attach supporting documentation as appropriate.)
7. Project Benefits  
(Attach supporting documentation as appropriate.)

[Send along with any additional detail to CARF, 1776 Tribute Rd., Sacramento CA 95815]

# SAN JOAQUIN COUNTY FAIR

## STOCKTON

CALIFORNIA DEPARTMENT OF FOOD AND AGRICULTURE DIVISION OF FAIRS &  
EXPOSITIONS  
AND  
CALIFORNIA AUTHORITY OF RACING FAIRS  
*PROJECT APPLICATION*  
*Executive Summary*

---

1. *Name of Fair: San Joaquin County Fair*
2. *Project Name: Satellite Wagering Facility Equipment Replacement*
3. *Funding Amount Allocated: \$80,880.50*
4. *Program (please check applicable CARF program below)*
  - ☐ *Parimutuel Facility Capital Improvements*
  - ☒ *Equipment Replacement Program*
5. *Project Description-Summary*  
(Attach additional information/photos as appropriate.)

Remit funds to CARF to hold on deposit for the San Joaquin County Fair Satellite Wagering Facility as part of the CARF Equipment Replacement Fund Program.

6. *Description of Cost Estimates & Source of Cost Estimates*  
(Attach supporting documentation as appropriate.)

7. *Project Benefits*  
(Attach supporting documentation as appropriate.)

[Send along with any additional detail to CARF, 1776 Tribute Rd., Sacramento CA 95815]

# SONOMA COUNTY FAIR

## SANTA ROSA

PROJECT APPLICATION  
NOT SUBMITTED BY  
DEADLINE



CALIFORNIA STATE FAIR

SACRAMENTO

CALIFORNIA DEPARTMENT OF FOOD AND AGRICULTURE DIVISION OF FAIRS &  
EXPOSITIONS  
AND  
CALIFORNIA AUTHORITY OF RACING FAIRS  
*PROJECT APPLICATION*  
*Executive Summary*

---

1. *Name of Fair: Cal Expo*
2. *Project Name: Equipment Replacement Fund Program*
3. *Funding Amount Allocated: \$ 100,000*
4. *Program (please check applicable CARF program below)*
  - ☐ *Parimutuel Facility Capital Improvements*
  - ☒ *Equipment Replacement Program*

5. *Project Description-Summary*

(Attach additional information/photos as appropriate.)

We will utilize the funds for this program to enhance the experience of visiting Cal Expo by purchasing replacement modulators, plasma screens, led screens, and other video equipment necessary operate our facility.

6. *Description of Cost Estimates & Source of Cost Estimates*

(Attach supporting documentation as appropriate.)

We fully expect to utilize the total amount of funds allocated to Cal Expo.

7. *Project Benefits*

(Attach supporting documentation as appropriate.)

The project benefits will hopefully be to increase attendance, wagering, experience, and revenue to Cal Expo by offering a first class 21st century facility.

Cal Expo wishes to receive the entire allocated amount of funding.

[Send along with any additional detail to CARF, 1776 Tribute Rd., Sacramento CA 95815]

ALAMEDA COUNTY FAIR

PLEASANTON

CALIFORNIA DEPARTMENT OF FOOD AND AGRICULTURE DIVISION OF FAIRS &  
EXPOSITIONS  
AND  
CALIFORNIA AUTHORITY OF RACING FAIRS  
PROJECT FUNDING APPLICATION  
*Executive Summary*

---

1. *Name of Fair:* Alameda County Fairgrounds
2. *Project Name:* Satellite Wagering Facility Equipment Replacement Fund Program
3. *Funding Amount Requested:* \$156,743.83
4. *Program (please check applicable CARF program below)*  
*Parimutuel Facility Capital Improvements*  
*X Equipment Replacement Program*

5. *Project Description-Summary:*

*Remit funds to CARF to hold on deposit for the Alameda County Fair Satellite Wagering Facility as part of the CARF Equipment Replacement Fund Program.*

6. *Description of Cost Estimates & Source of Cost Estimate*

7. *Project Benefits*

*(Attach supporting documentation as appropriate.)*

*(Send along with any additional detail to CARF, 1776 Tribute Rd., Sacramento, CA 95815)*

CAPITAL IMPROVEMENT PROJECTS  
SATELLITE WAGERING FACILITIES  
(NOT CONDUCTING LIVE RACING)  
PROJECT APPLICATIONS

1. Anderson.....	48
2. Tulare.....	50
3. Shalimar (Indio).....	52
4. Monterey.....	56
5. Turlock.....	58
6. Bakersfield.....	62
7. Victorville.....	68
8. Lake Perris.....	70
9. Lancaster.....	72
10. Ventura.....	76
11. San Bernardino.....	78

**1/1/09-12/31/09 Handle**

**CARF MEMBER FAIRS - SATELLITE WAGERING ONLY**

**CAPITAL IMPROVEMENT PROJECTS AT FAIR SATELLITE FACILITIES WITH NO LIVE RACING: TOTAL \$1,000,000**

Location	Off-Track		On-Track		Out-of-State		Off Track		ADW		Total		% of		\$1,000,000.00		CARF Admin		Funding Available	
	S/W Handle	Handle	Handle	Handle	Handle	Handle	Handle	Handle	Handle	Handle	Handle	Handle	Total	Total	Total	Total	Fee 7.5%	Fee 7.5%	Balance	Balance
Anderson		2,128,019										2,128,019	0.967%		\$9,666.66		\$725.00		\$8,941.66	
Tulare		3,384,271										3,384,271	1.537%		\$15,373.26		\$1,152.99		\$14,220.26	
Shalimar (Indio)		6,624,910										6,624,910	3.009%		\$30,094.06		\$2,257.05		\$27,837.00	
Monterey		8,009,204										8,009,204	3.638%		\$36,382.30		\$2,728.67		\$33,653.63	
Turlock		8,312,838										8,312,838	3.776%		\$37,761.57		\$2,832.12		\$34,929.45	
Bakersfield		8,360,729										8,360,729	3.798%		\$37,979.12		\$2,848.43		\$35,130.69	
Victorville		9,094,338										9,094,338	4.131%		\$41,311.59		\$3,098.37		\$38,213.22	
Lake Perris		15,777,120										15,777,120	7.167%		\$71,668.53		\$5,375.14		\$66,293.39	
Lancaster		15,981,793										15,981,793	7.260%		\$72,598.27		\$5,444.87		\$67,153.40	
Ventura		27,944,715										27,944,715	12.694%		\$126,940.58		\$9,520.54		\$117,420.03	
San Bernardino		30,869,233										30,869,233	14.023%		\$140,225.38		\$10,516.90		\$129,708.48	
San Mateo		83,652,961										83,652,961	38.000%		\$379,998.69		\$28,499.90		\$351,498.79	

<b>Totals</b>	<b>220,140,131</b>	<b>0</b>	<b>0</b>	<b>0</b>	<b>0</b>	<b>0</b>	<b>0</b>	<b>0</b>	<b>0</b>	<b>0</b>	<b>220,140,131</b>	<b>100%</b>	<b>\$1,000,000.00</b>	<b>\$75,000.00</b>	<b>\$925,000.00</b>
---------------	--------------------	----------	----------	----------	----------	----------	----------	----------	----------	----------	--------------------	-------------	-----------------------	--------------------	---------------------

# SHASTA DISTRICT FAIR

ANDERSON

CALIFORNIA DEPARTMENT OF FOOD AND AGRICULTURE DIVISION OF FAIRS &  
EXPOSITIONS

AND

## CALIFORNIA AUTHORITY OF RACING FAIRS

## PROJECT APPLICATION

## Executive Summary

- 
1. Name of Fair: Shasta District Fair
  2. Project Name: Carpet + Paint upgrade
  3. Funding Amount Allocated: \$8941.46
  4. Program (please check applicable CARF program below)
    - ☒ Parimutuel Facility Capital Improvements
    - ☐ Equipment Replacement Program

## 5. Project Description-Summary

(Attach additional information/photos as appropriate.)

- Replace carpet in Satellite Facility
- Paint inside and outside of Satellite Facility

## 6. Description of Cost Estimates &amp; Source of Cost Estimates

(Attach supporting documentation as appropriate.)

- Estimate of removal & replace carpet \$10,000-
- Estimate of paint \$2,000-

## 7. Project Benefits

(Attach supporting documentation as appropriate.)

- More desirable and attractive atmosphere  
for Satellite Wagering patrons

[Send along with any additional detail to CARF, 1776 Tribute Rd., Sacramento CA 95815]



# TULARE COUNTY FAIR

## TULARE

CALIFORNIA DEPARTMENT OF FOOD AND AGRICULTURE DIVISION OF FAIRS &  
EXPOSITIONS  
AND  
CALIFORNIA AUTHORITY OF RACING FAIRS  
PROJECT APPLICATION  
*Executive Summary*

---

1. *Name of Fair:* 24th DAA
2. *Project Name:* Kitchen Roof Replacement
3. *Funding Amount Allocated:* \$ 15,373.26
4. *Program (please check applicable CARF program below)*
  - ☐ *Parimutuel Facility Capital Improvements*
  - ☐ *Equipment Replacement Program*
5. *Project Description-Summary*  
(Attach additional information/photos as appropriate.)

Replacement of roof on kitchen
6. *Description of Cost Estimates & Source of Cost Estimates*  
(Attach supporting documentation as appropriate.)

\$18,000 Liberty Construction General Contractor
7. *Project Benefits*  
(Attach supporting documentation as appropriate.)

Brings kitchen roof up to food service code

[Send along with any additional detail to CARF, 1776 Tribute Rd., Sacramento CA 95815]

RIVERSIDE COUNTY FAIR

SHALIMAR (INDIO)

CALIFORNIA DEPARTMENT OF FOOD AND AGRICULTURE DIVISION OF FAIRS &  
EXPOSITIONS  
AND  
CALIFORNIA AUTHORITY OF RACING FAIRS  
*PROJECT APPLICATION*  
*Executive Summary*

---

1. *Name of Fair: Riverside County Fair & National Date Festival*
2. *Project Name: Shalimar Indio*
3. *Funding Amount Allocated: \$ 30,094.06*
4. *Program (please check applicable CARF program below)*
  - x Parimutuel Facility Capital Improvements*
  - ☐ *Equipment Replacement Program*
5. *Project Description-Summary*  
(Attach additional information/photos as appropriate.)

Install computerized environmental controller for the current air conditioning system. Our current system can only be controlled by adjusting chiller water temperature up or down a few degrees or shutting entire system down to control the temperature.

6. *Description of Cost Estimates & Source of Cost Estimates*  
(Attach supporting documentation as appropriate.)

\$20k to \$25k

7. *Project Benefits*  
(Attach supporting documentation as appropriate.)

Shalimar's location in the desert our temperatures are excessively high sometimes 120 degrees. We would like to offer our pari-mutuels and our patrons an updated system as this is one of our constant complaints regarding our facility.

[Send along with any additional detail to CARF, 1776 Tribute Rd., Sacramento CA 95815]

CALIFORNIA DEPARTMENT OF FOOD AND AGRICULTURE DIVISION OF FAIRS &  
EXPOSITIONS  
AND  
CALIFORNIA AUTHORITY OF RACING FAIRS  
*PROJECT APPLICATION*  
*Executive Summary*

---

1. *Name of Fair: Riverside County Fair & National Date Festival*
2. *Project Name: Shalimar Indio*
3. *Funding Amount Allocated: \$ 30,094.06*
4. *Program (please check applicable CARF program below)*
  - x Parimutuel Facility Capital Improvements*
  - ☐ *Equipment Replacement Program*
5. *Project Description-Summary*  
(Attach additional information/photos as appropriate.)

Repair the Shalimar roof. Currently we have invested money in repairing the structural problems but continue to experience several leaks in the roof; we would utilize the remainder of the capitol improvement dollars to repair the roof leaks.

6. *Description of Cost Estimates & Source of Cost Estimates*  
(Attach supporting documentation as appropriate.)

Depending on an actual estimate of the air conditioning upgrade the remainder of the funds to repair roof leaks.

7. *Project Benefits*  
(Attach supporting documentation as appropriate.)

Currently our roof poses both a safety and environmental hazard for our pari-mutuels and patrons.

[Send along with any additional detail to CARF, 1776 Tribute Rd., Sacramento CA 95815]



# MONTEREY COUNTY FAIR

## MONTEREY

CALIFORNIA DEPARTMENT OF FOOD AND AGRICULTURE DIVISION OF FAIRS &  
EXPOSITIONS  
AND  
CALIFORNIA AUTHORITY OF RACING FAIRS  
*PROJECT APPLICATION*  
*Executive Summary*

---

1. *Name of Fair: Monterey County Fair*
2. *Project Name: Roofing/General Facility Upgrade*
3. *Funding Amount Allocated: \$36,382.30*
4. *Program (please check applicable CARF program below)*  
*XX Parimutuel Facility Capital Improvements*  
☐ *Equipment Replacement Program*

5. *Project Description-Summary*

(Attach additional information/photos as appropriate.)

The Monterey Bay Race Place is in need of a new roof. The roof has not been replaced in over 20 years and has many areas in need of repair.

The Race Place is also in need of new doors going from the sunroom to the Patio area.

In addition, the Race Place is in need of new carpet. The last carpet replacement was in 2001, and it has considerably worn over the last ten years. Due to the finances available, the entire facility is not able to be recarpeted, but the Winners Circle will be targeted first.

6. *Description of Cost Estimates & Source of Cost Estimates*

(Attach supporting documentation as appropriate.)

The low bid for roofing came in at \$21,740.00; new doors will cost approximately \$2,500 and new carpet for the Winners Circle will cost approximately \$8,000. Doors and carpeting bids have been sent out and will be received and determined by next week. Bid information will be sent upon request when received.

7. *Project Benefits*

(Attach supporting documentation as appropriate.)

The roof is a definite benefit in protecting the sustainability of the building itself and the equipment within. The doors are very much needed as well as the new carpet in the Winners Circle.



# STANISLAUS COUNTY FAIR

## TURLOCK

CALIFORNIA DEPARTMENT OF FOOD AND AGRICULTURE DIVISION OF FAIRS &  
EXPOSITIONS  
AND  
CALIFORNIA AUTHORITY OF RACING FAIRS  
PROJECT APPLICATION  
*Executive Summary*

---

1. Name of Fair: Stanislaus County Fair
2. Project Name: See Attached
3. Funding Amount Allocated: \$ 34,929.45
4. Program (please check applicable CARF program below)
  - ☒ Parimutuel Facility Capital Improvements
  - ☐ Equipment Replacement Program
5. **Project Description-Summary**  
(Attach additional information/photos as appropriate.)
  
6. **Description of Cost Estimates & Source of Cost Estimates**  
(Attach supporting documentation as appropriate.)
  
7. **Project Benefits**  
(Attach supporting documentation as appropriate.)

[Send along with any additional detail to CARF, 1776 Tribute Rd., Sacramento CA 95815]

***CALIFORNIA AUTHORITY OF RACING FAIRS PROJECT APPLICATION*****5) Project Description/Summary**

- A) Install fencing, gates and light towers to provide security for facility and patrons
- B) Purchase tables and chairs

**6) Description of Cost Estimates and Source of Cost Estimates**

- A) \$14,929.45-Denair Fencing In house electrician
- B) \$20,000 Myti Lite Company

**7) Project Benefits**

- A) Provide enhanced security and safety for facility and patrons
- B) Enhance comfort for patrons



KERN COUNTY FAIR

BAKERSFIELD

CALIFORNIA DEPARTMENT OF FOOD AND AGRICULTURE DIVISION OF FAIRS &  
EXPOSITIONS  
AND  
CALIFORNIA AUTHORITY OF RACING FAIRS  
*PROJECT APPLICATION*  
*Executive Summary*

---

1. *Name of Fair:* Kern County Fair
2. *Project Name:* Building and Capital Improvements
3. *Funding Amount Allocated:* \$ 37,979.12
4. *Program (please check applicable CARF program below)*  
☒ *Parimutuel Facility Capital Improvements*  
☐ *Equipment Replacement Program*

5. *Project Description-Summary*

(Attach additional information/photos as appropriate.)

The Kern County Fair Satellite Wagering building is over 60 years old. The funds available to us will be used to refinish the large wood floor in the center of the building, refinish the concrete floor to give it a new surface and look, replace the existing swamp coolers, repaint rest rooms and walls, and upgrade an outside janitorial storage area.

Please see attached for photographs and explanation

6. *Description of Cost Estimates & Source of Cost Estimates*

(Attach supporting documentation as appropriate.)

Please see attached

7. *Project Benefits*

(Attach supporting documentation as appropriate.)

Please see attached

[Send along with any additional detail to CARF, 1776 Tribute Rd., Sacramento CA 95815]




## Building & Capital Improvements

### Satellite Wagering Facility – 15<sup>th</sup> DAA – Kern County Fairgrounds, Bakersfield, CA

#### Project List:

1. Resurface and Refinish wood floor
  - a. Cost: \$5,000
  - b. The cost of the project was from solicitations of local contractors who perform this type of work. It will consist of sanding and refinishing the floor. This has not been done in 25 years.
  - c. Project benefits: 1.) This will, along with the next proposed project, will make the building almost look like new. It will be a total makeover. 2.) Cost savings will be realized every year by not having to strip and wax the floor to make it look presentable.



2. Repair and Refinish Concrete Floor
  - a. Cost - \$8,973.11
  - b. The cost includes buying a burnisher and all the materials to do this in-house. A quote from a local contractor to do this project with his own equipment was over \$12,000. Clean Source and Waxie gave combined demonstrations on how-to with 3M products

and the results were amazing. In the future we would be able to refinish all the floors on the fairgrounds.

- c. Project benefits: 1.) The floors would shine like glass without being slippery. 2.) The image of the Satellite Wagering Facility would be enhanced. 3.) Cracks and some other major flaws would be repaired prior to the refinishing of the concrete for safety purposes.



### 3. Replace 14 swamp coolers

- a. Cost – 1,016.49/unit – Total cost \$14,230
- b. Pricing was solicited from various vendors and BASCO quoted the lowest price. Installation would be performed in-house.
- c. Project benefits: 1.) Better cooling of the building during warm months. Existing units are over 20 years old and have been maintained as well as possible. Some units are in dire need of replacement at this point in time. 2.) Employees and patrons would benefit tremendously with a better attempt at cooling the hot air. 3.) Cost savings with more efficient units





4. Additional Electrical and Ceiling Drop Cords
  - a. Cost: \$5,500
  - b. The cost was determined through a material list and labor estimates from an electrician the fairgrounds contracts through for the installation. A similar project was completed last summer in two other buildings that are almost identical in size and construction.
  - c. Project benefit: 1.) Adaptability for events that potentially take place during larger race meets. There is no electrical availability in the center of the building. It would give the staff greater flexibility in planning race events such as the Triple Crown.
5. Interior and Rest Room Painting.
  - a. Cost: \$1,000
  - b. The cost was estimated by the Maintenance staff with materials and labor.
  - c. Project Benefit: 1.) Better esthetics and a perception from the patrons and public that the fairgrounds cares about how the facility is presented. It is maintenance that needs to take place.
6. Roof over outdoor mop station
  - a. Cost: \$500
  - b. The cost was estimated by the Maintenance staff with materials and labor.
  - c. Project Benefit: 1.) Materials and equipment that are stored outside in the mop station would be protected from the elements.

Total Request - **\$37,979.12**



SAN BERNARDINO  
COUNTY FAIR  
  
VICTORVILLE

CALIFORNIA DEPARTMENT OF FOOD AND AGRICULTURE DIVISION OF FAIRS &  
EXPOSITIONS  
AND  
CALIFORNIA AUTHORITY OF RACING FAIRS  
PROJECT APPLICATION  
Executive Summary

---

1. Name of Fair: 28TH D.A.A. / SAN BERNARDINO CO. FAIR
2. Project Name: S/LW CAPITAL IMPROVEMENT
3. Funding Amount Allocated: \$ 17,917.00
4. Program (please check applicable CARF program below)
  - ☒ Parimutuel Facility Capital Improvements
  - ☐ Equipment Replacement Program

5. Project Description-Summary

(Attach additional information/photos as appropriate.)  
HEALTH DEPT PLAN CHECK FOR CONCESSION AREA. Upgrade Concession Area by ADDING FLOORING, single hand-washing sink, Portable 3 Compartment. Power Save Unit to Reduce Utility Consumption. LIGHT REPLACEMENT/ENERGY REDUCTION. PATRONS COMPLAINT OF GLARE ON TV SETS. CARPETING FOR GENERAL PUBLIC AREA. Currently Linoleum. MODIFICATION OF PARIMUTEL AREA FOR WALK-UP WINDOW.

6. Description of Cost Estimates & Source of Cost Estimates

(Attach supporting documentation as appropriate.)

PLAN CHECK \$ 998<sup>00</sup>  
PORTABLE SINK \$ 1932<sup>50</sup>  
POWER SAVE UNIT \$ 300<sup>00</sup>  
PARIMUTUEL MODIFICATION/FLOORING, DRAIN, SINK \$ 3650<sup>00</sup>  
LIGHTING PROJECT \$ 3719<sup>80</sup>  
CARPETING \$ 7300<sup>00</sup>

7. Project Benefits

(Attach supporting documentation as appropriate.)

100% IMPROVEMENT FOR CUSTOMER SERVICE, COMFORT TO PATRONS  
\$ SAVINGS IN UTILITY COST TO OPERATE.  
COMPLIANCE WITH HEALTH DEPT.

[Send along with any additional detail to CARF, 1776 Tribute Rd., Sacramento CA 95815]

# SOUTHERN CALIFORNIA FAIR

LAKE PERRIS

CALIFORNIA DEPARTMENT OF FOOD AND AGRICULTURE DIVISION OF FAIRS &  
EXPOSITIONS  
AND  
CALIFORNIA AUTHORITY OF RACING FAIRS  
PROJECT APPLICATION  
*Executive Summary*

---

1. Name of Fair: SOUTHERN CALIFORNIA FAIR
2. Project Name: FUTURE CAPITAL IMPROVEMENTS
3. Funding Amount Allocated: \$ 71,669.53
4. Program (please check applicable CARF program below)
  - ☒ Parimutuel Facility Capital Improvements
  - ☐ Equipment Replacement Program
5. Project Description-Summary  
(Attach additional information/photos as appropriate.)  
CARF TO HOLD FUNDS FOR FUTURE  
CAPITAL IMPROVEMENT PROJECT(S).
6. Description of Cost Estimates & Source of Cost Estimates  
(Attach supporting documentation as appropriate.)  
N/A AT THIS TIME.
7. Project Benefits  
(Attach supporting documentation as appropriate.)  
N/A AT THIS TIME.

[Send along with any additional detail to CARF, 1776 Tribute Rd., Sacramento CA 95815]

ANTELOPE VALLEY FAIR

LANCASTER

**CALIFORNIA DEPARTMENT OF FOOD AND AGRICULTURE DIVISION OF FAIRS &  
EXPOSITIONS**

AND

**CALIFORNIA AUTHORITY OF RACING FAIRS**

**PROJECT APPLICATION**

*Executive Summary*

1. Name of Fair: Antelope Valley Fair
2. Project Name: S/W Capital improvement
3. Funding Amount Allocated: \$ 72,598.27
4. Program (please check applicable CARF program below)

☒ Parimutuel Facility Capital Improvements

☐ Equipment Replacement Program

**5. Project Description-Summary**

(Attach additional information/photos as appropriate.)

- |  |           |
|--|-----------|
| 1) Replace 3841 sq.ft of existing carpet with tile @ \$10.00/sq.ft | \$ 38,401 |
| 2) Replace 200 existing fixed place chairs w/ new chairs (R/R)     | \$ 15,000 |
| 3) Install mirrored window in equipment Room                       | \$ 5,300  |
| 4) Slurry Seal & stripe s/w parking lot                            | \$ 25,000 |

**6. Description of Cost Estimates & Source of Cost Estimates**

\$ 83,701

(Attach supporting documentation as appropriate.)

- . Attached is map of s/w area to be tiled w/ square footage
- . Maintenance department researched estimates for items 2 & 3.
- . Slurry seal estimate was verbally provided by Pavement Recycling.

**7. Project Benefits**

(Attach supporting documentation as appropriate.)

1. Carpet needs to be replaced
2. chairs are currently being replaced on as-needed basis
3. Mirror would allow for greater security
4. Slurry Seal is part of Fairgrounds upkeep.

[Send along with any additional detail to CARF, 1776 Tribute Rd., Sacramento CA 95815]



3841 sq FT (approx)

2500 sq FT  
#19, 20500

2100 sq FT  
#38401

Restroom entryway

10x14  
140'


27x16.5'

445

27x34'  
918

dining area

14x21'  
294



22x21  
462

14x37  
518

16.5x15  
255

Kitchen

BAR

snack bar area

15x30  
450

19x13  
247

\* Entry  
ticket  
area  
14'x8'  
112

seating area



# VENTURA COUNTY FAIR

## VENTURA

PROJECT APPLICATION  
NOT SUBMITTED BY  
DEADLINE

# NATIONAL ORANGE SHOW

SAN BERNARDINO

CALIFORNIA DEPARTMENT OF FOOD AND AGRICULTURE DIVISION OF  
FAIRS & EXPOSITIONS  
AND  
CALIFORNIA AUTHORITY OF RACING FAIRS  
PROJECT APPLICATION  
*Executive Summary*

1. *Name of Fair:* National Orange Show
2. *Project Name:* Roof Replacement
3. *Funding Amount Allocated:* \$140,225.38
4. *Program:* Parimutuel Facility Capital Improvements
5. *Project Description-Summary:*

Tear and dispose of existing roofing. Install fiberglass base sheets. Solid Mop fiberglass ply sheet. Solid Mop fiberglass capsheet. Seal all pipes and penetrations using flashing cement and paint all pipes and vent flashings. Lastly remove all roofing debris.

Should funding amount allocated exceed the cost of the roof replacement proposed, we would like to use the remaining balance for new carpet throughout the facility. We estimate new carpet to cost approximately \$50,000.

**Please remit funds to CARF to hold on deposit for the National Orange Show as part of the CARF Equipment Replacement Fund Program until current contractor bids are received.**

6. *Description of Cost Estimates & Source of Cost Estimates:*

Please see attached estimates from 2009. Estimates range from \$85,000 - \$300,000. These estimates were provided by various companies however funds were not available at that time to contract for the repairs. We have arranged for three companies to provide us with current bids now that funding is available.

7. *Project Benefits:*

The roof at the Sports Center is the original roofing installed 20 years ago leaving much wear and tear. We have multiple leaks throughout the building that have caused us to close areas due to water that has leaked through the ceiling and onto the tables, chairs and the carpet. Recently, this past winter, we had to turn off certain lights in the building due to the water that traveled through the roof and onto the light fixtures.

Replacing the roof will eliminate the need for room closures due to leaks and will provide our customers with a better overall experience and atmosphere.

  
ululu

# Morrison Hope Roofing, Inc.

PO Box 5028  
San Bernardino, CA 92412

License# 881487



Phone: 909-881-5771

Fax: 909-881-8595

EMail: scrane757@verizon.net

April 8, 2009

Mr. Henry Rivera  
The NOS Events Center  
689 South E Street  
San Bernardino, CA 92408

Dear Mr. Henry Rivera;

Morrison Hope Roofing, Inc. propose to furnish all labor, material and equipment necessary to complete the below referenced project as follows:

**Project Address : Off Track betting Building 930 S. Arrowhead, Ave**

- Tear off and dispose of existing roofing down to wood sheeting.
- Thoroughly inspect roof sheeting for dry rot. If dry rot is found it shall be replaced on a time and material basis.
- Nail one 25 lb. fiberglass base sheet according to manufactures specifications.
- Solid mop two 11 lb. fiberglass ply sheet using type III asphalt at the rate of 30 lb. per ply per 100 square foot area.
- Solid mop one 72 lb. fiberglass capsheet at the rate of 30 lb. per 100 square foot area.
- Seal all pipes and penetrations using flashing cement.
- Paint all pipes and vent flashings.
- Remove all roofing debris.
- A standard 10 year guarentee shall be issued upon completion and final payment.

**Total Price: \$139,298.00**

Thank you for considering Morrison Hope Roofing, Inc.. If you have any questions, please call the above listed telephone number.

Sincerely:

Todd Smith  
Morrison Hope Roofing, Inc.

# Morrison Hope Roofing, Inc.

PO Box 5028

San Bernardino, CA 92412

License# 881487



Phone: 909-881-5771

Fax: 909-881-8595

E-Mail: [scrane757@verizon.net](mailto:scrane757@verizon.net)

April 6, 2009

Mr. Henry Rivera  
The NOS Events Center  
689 South E Street  
San Bernardino, CA 92408

Dear Mr. Henry Rivera;

Morrison Hope Roofing, Inc. propose to furnish all labor, material and equipment necessary to complete the below referenced project as follows:

**Project Address :Off Track Betting Building 930 S. Arrowhead Ave**

- Sweep entire roof area and remove debris.
- Seal penetrations and A.C. Units According to Western Colloid Specifications.
- Repair roof splits and blisters as per manufactures specifications.
- Install new Cool Roof Spec# SM-2P-XE per manufacturers specifications.
- Seal all pipes and penetrations using flashing cement.
- Paint all pipes and vent flashings.
- Remove all roofing debris.
- A standard 10 year guarantee shall be issued upon completion and final payment.
- Manufacturer shall issue a 10 year limited warranty upon completion and final payment.

**Total Price: \$99,986.00**

Thank you for considering Morrison Hope Roofing, Inc.. If you have any questions, please call the above listed telephone number.

**Sincerely:**

Todd Smith  
Morrison Hope Roofing, Inc.





## FLUID APPLIED REINFORCED ROOF SYSTEM

### SPECIFICATION NO. SM-2P-XE

#### RECOVER SMOOTH SURFACE / CAP SHEET

#### 2 PLY POLYESTER REINFORCED – EMBEDDED ACRYLIC SURFACE

### PART 1 - GENERAL

**1.1 APPLICABLE PUBLICATIONS:** The publications listed below form a part of this specification to the extent referenced. The publications are referred to in the text by the basic designation only.

- 1.1.1 American Society for Testing and Materials Publication (ASTM)
- 1.1.2 Underwriters Laboratories Inc. (U.L.)
- 1.1.3 Western Colloid Details, Drawings and Notes
- 1.1.4 ENERGY STAR® guidelines for energy efficiency (Roof Coatings)
- 1.1.5 CRRC – Cool Roof Rating Council

### 1.2 QUALITY CONTROL

**1.2.1 Pre-Roofing Conference:** Prior to starting the application of the roofing system, there will be a pre-roofing conference with the owner's representative to assure a clear understanding of the specifications. The conference shall be attended by the Contractor(s) and the Membrane Manufacturer's representative.

**1.2.2 Warranty:** The contractor shall warrant for 2 years, from the date of completion, that the roofing system is free of defective materials and workmanship. Repairs that become necessary because of defective materials and/or workmanship while this roofing is under warranty shall be performed by the contractor. Any additional warranties shall be provided by the contractor to the owner.

**1.2.3 Manufacturer shall certify that materials submitted have been used in like application and that they have been actively engaged in the manufacture of these materials for a minimum period of 15 years prior to submittals, as required. The manufacturer shall certify that the contractor is authorized and approved for the application of their materials.**

### 1.3 SUBMITTALS:

**1.3.1 Descriptive literature:** Submit manufacturer's application instructions and technical data sheets or catalog cuts on materials.

**1.4 DELIVERY, STORAGE AND HANDLING:**

**1.4.1 Storage:** Prior to and during project, protect all materials from inclement weather conditions. Keep lids tightly closed on all containers when not in use. Locate materials temporarily stored on the roof in approved areas and distribute the load to stay within the live load limits of the roof construction.

**1.4.2 Handling:** Select and operate materials handling equipment so as not to damage existing construction and applied roofing. Handle roll materials in a manner to prevent damage to edges and ends.

**1.5 ENVIRONMENTAL CONDITIONS:** This Fluid Applied Reinforced Roof System is water based and should be applied when weather conditions permit proper application and drying. Application will not be permitted during inclement weather (wet, rain, snow, freeze). The temperature during application shall be a minimum of 55 degrees Fahrenheit (F) and rising. Do not attempt application when rain, inclement weather or temperatures below 40 degrees F are expected within 48 hours after application. The system should not be applied if there is ice or frost on the roof surface/deck. The preparation and repair portion of the system that does not include water based materials may be applied immediately prior to inclement weather if necessary.

**1.6. PROTECTION OF PROPERTY:**

**1.6.1 Protective Coverings:** Contractor shall take proper precautions to protect owners property against damage and overspray. The use of shield boards, maskings and protective coverings shall be used as necessary. Western Colloid is not responsible for damages caused by the overspray of any of its products.

**SYSTEM COMPONENTS AND WEIGHTS**

<u>No.</u>	<u>Component</u>	<u>Amount</u>	<u>Dry Weight Lb.**</u>
1	Base Coat #298 Emulsion	6 Gallons	23.
2	Polyester Fabric	2 Plys	5.
3	Interply Coat #298 Emulsion	6 Gallons	23.
4	Surface / Reflective Coating - ElastaHyde White Acrylic	3 Gallons	21.
Total System Dry Weight			72.0

\*\* weight approximate (per 100 sq. ft.)

## PART 2 - PRODUCTS

### 2.1 DESCRIPTION OF ROOF SYSTEMS:

**2.1.1** This specified assembly is a cold process method to upgrade existing roofing. The system is water based and environmentally friendly. It has very low odor. It is reinforced with tough, light weight polyester fabrics. It is intended to significantly extend the life of applicable existing roof membranes. This system eliminates or indefinitely delays the need to remove existing roof membranes which reduces land fill usage. The system is surfaced with a highly reflective elastomeric coating. This type of reflective surface has proven to significantly reduce temperatures and save energy on many types of commercial structures.

**2.2 MATERIALS:** Shall conform to the respective specifications and to the requirements herein.

**2.2.1 Polyester Fabric:** Shall be Western Colloid's 2.75 ounce firm or 3.0 ounce soft, stitchbonded polyester fabric used as a reinforcing fabric in asphalt emulsion.

**2.2.2 SBS Fiber Glass Base Sheet:** Shall be minimum 25 lb., SBS asphalt coated, G-2 type base sheet conforming to ASTM D 4601-95.

**2.2.3 SBS Modified Bitumen Cap Sheet:** Shall be minimum 4mm., granule surfaced, SBS modified with fiberglass and or polyester reinforcement(s).

**2.2.4 Asphalt Flashing Compound:** Asbestos free, cut back roof mastic reinforced with non asbestos fibers. ASTM D 4586-86 Type 1.

**2.2.5 Modified Asphalt Flashing Compound:** Asbestos free, cut back roof mastic reinforced with non asbestos fibers. Modified to form a permanently rubberized compound.

**2.2.6 Elastic Cement #800: Elastomeric Flashing & Sealing Compound:** A water base, highly concentrated acrylic resinous plastic emulsion with inert mineral pigments and fillers as manufactured by Western Colloid. For application to all exposed terminations, metal joints and any areas needing a tough, highly flexible sealing compound. Available in white or black.

**2.2.7 #298 Asphalt Emulsion:** A premium clay stabilized asphalt emulsion ASTM D 1227 Type III as manufactured by Western Colloid. Produced in a continuous colloid mill process without any added surfactants or additives. Also known as Glas-Shield Waterproofing Compound for cold process roofing.

**2.2.8 ElastaHyde #720 ARC:** Meets and exceeds ASTM D6083-97a for 100% acrylic roof coating. A premium, elastomeric acrylic, white reflective coating. ElastaHyde is manufactured from premium resins, pigments and components producing an acrylic coating of the highest quality. ElastaHyde is a durable coating that will resist rigorous weather conditions while protecting roof surfaces and contributing to substantial energy savings. ElastaHyde #720 ARC meets the requirements of a "Cool Roof" and is listed by the "Cool Roof Rating Council" (CRRC). As an ENERGY STAR® Partner, Western Colloid has determined that ElastaHyde #720 ARC meets the ENERGY STAR® guidelines for energy efficiency (white only). Manufactured by Western Colloid. (ElastaHyde can be produced in colors) (For application to smooth asphalt, emulsion or modified bitumen surfaces, use ElastaHyde #770 AXP for base or both coats.)

\*\* Refer to current Technical bulletins for complete product data and proper application methods.

\*\* Refer to MSDS for proper handling procedures.

## PART 3 - EXECUTION

### 3.1 PREPARATION:

**3.1.1** Roof membrane shall be repaired and made sound and watertight prior to application of the fluid applied reinforced roofing membrane using one or more of the following steps.

**3.1.2** Remove all loose gravel, dirt, dust and foreign debris by vacuum, washing, sweeping or power blower. The entire surface shall be properly cleaned so as to receive proper attachment of the new fluid applied membrane. Areas of light dirt and dust may require only sweeping or power blowing. Areas of heavier dirt, dried mud or contamination may require washing. Use strongest cleaning method necessary to achieve best results.

**3.1.3** Valleys and ponding areas shall be washed and may require priming so as to receive a positive attachment of the system. If priming is necessary to any area, use #298 Asphalt Emulsion diluted 20 to 30 percent with water as primer. Apply vigorously with brush and allow to dry.

Valley and ponding areas shall receive an extra ply of polyester set in #298 Asphalt Emulsion prior to the application of the membrane.

**3.1.4** All blisters are to be repaired using the "floating patch" (or other approved) method with asphalt flashing compound and modified base or cap sheet. Remove blisters with flat shovel, scraper or knife. Embed modified base or cap sheet in application of asphalt flashing compound. Apply pressure to smooth and achieve complete contact of sheet and flashing compound. Edges of sheet shall extend at least 6 inches beyond widest point of blister being repaired. Apply asphalt flashing compound to seal edge of sheet.

**3.1.5** Large splits are to be repaired using the "floating patch" (or other approved) method with asphalt flashing compound and modified base or cap sheet. Make cuts in the membrane 2 to 3 inches long at the end of each split. Make cut at right angle to split to stop the split from continuing. Embed modified base or cap sheet in application of asphalt flashing compound. Apply pressure to smooth and achieve complete contact of sheet and flashing compound. Edges of sheet shall extend at least 6 inches beyond widest point of split being repaired. Apply asphalt flashing compound to seal edge of sheet.

**3.1.6** Small splits and irregularities are to be repaired using a three course method with #800 Elastic Cement. To the area needing repair apply #800 at a rate of 5 gallons per 100 sq. ft. (approx. 1/8 in. thick). Into the wet #800 embed 1 ply of polyester fabric. Brush the fabric into the #800 to insure full saturation having no wrinkles or voids. Over the fabric apply another coat of #800 at a rate of 4 gal. per 100 sq. ft. Allow to dry.

### 3.2 APPLICATION

**3.2.1 Base and Wall Flashings:** Prior to the application of the membrane, install one ply of Polyester Fabric into a full coat of 5 gallons per 100 sq. ft. (per ply) of #298 Asphalt Emulsion achieving full saturation. Polyester ply shall extend over cant onto deck and continue up wall to terminate as necessary, under counter flashing, reglet or wall cap flashing per Western Colloid details.

**3.2.2 Edge Flashings:** Remove and replace gravel stops and metal edge where necessary. Where gravel stop is replaced, replace with low or no rise metal edge. Metal edge shall be nailed at 4" O.C.. Strip-in the metal with modified base sheet set in asphalt flashing compound making sure to cover all nails. Leave at least 2" of metal bare at edge to insure positive attachment and seal of polyester fabric in emulsion. Where edge flashing is left in place, cut back roofing to provide for a positive attachment of the new membrane per Western Colloid details.

**3.2.3 Vent and Pipe Flashings:** If flange is removed and replaced or new flange is installed, set flange of metal "jack" in a bed of asphalt flashing compound and attach with nails. Strip-in the metal with modified base or cap sheet set in asphalt flashing compound making sure to cover all nails. Continue new membrane up to base of cone. Apply #800 Elastic Cement to top of cone extending onto pipe and insure complete seal is achieved.

**3.2.4 Roof Drains (clamping type):** Prior to the application of the roofing membrane, remove clamping ring and clean as necessary. Embed modified cap sheet in application of modified asphalt flashing compound into the drain bowl and extending a minimum of 18" from center of drain onto the deck (or as necessary to extend beyond drain sump). Apply pressure to smooth and achieve complete contact of cap sheet and modified asphalt flashing compound. Replace clamping ring. The roofing membrane system is to be installed leaving approximately 2 to 3 inches distance from the drain ring. Apply a thin bead of # 800 Elastic Cement to the membrane termination after it has dried. Be sure to feather the #800 so as not to cause water to dam.

**Optional:** The new membrane may be terminated at the drain bowl and clamped with the drain clamping ring. Omit the SBS membrane and add an extra ply of polyester fabric set in #298 to the drain area. The polyester shall extend at least 18 inches from the center of the drain or as necessary to extend beyond the drain sump or ponding area. The new membrane must be allowed to dry before setting the clamping ring.

**3.2.5 Misc. Flashings:** Where sign anchors, equipment supports or other projections penetrate the roof membrane, seal with #800 Elastic Cement creating a "cone" shaped seal. Where large voids must be bridged use 1 ply of polyester fabric in the #800. Misc. flashings to be of #800 Elastic Cement and Polyester Fabric and to be constructed in a manner acceptable to the membrane manufacturer as necessary to meet the needs of each flashing detail.

Refer to Western Colloid detail drawings and notes for additional details and application information.

**3.2.6 MEMBRANE:** Over the properly prepared surface, apply a coat of #298 asphalt emulsion at a rate of 6 gallons per 100 sq.ft.. Immediately following and starting at the low edge of the roof, embed a 1/2 width of polyester felt continuing up the roof with full width sheets. Over the first ply of polyester felt apply a second coat of #298 asphalt emulsion at the rate of 6 gallons per 100 sq.ft.. Immediately following and starting at the low edge of the roof, embed a full width second ply of polyester felt. Lightly broom each ply of polyester felt to achieve full saturation having no wrinkles or voids. Polyester shall terminate 2 inches above cant. Do Not walk on the polyester during application while emulsion is still wet causing displacement of the #298 Asphalt Emulsion. Allow to cure.

**3.2.7 Reflective Coating - ElastaHyde:** After roof has been properly prepared apply reflective coating. To prevent damage to the membrane, the reflective coating should be applied early in the day prior to the heating and softening of the emulsion surface. If surface becomes soft and sticks to equipment or feet, discontinue application. Wash roof surface to remove any asphaltic residue that may cause lack of adhesion or "tobacco staining". Apply over the entire roof surface, ElastaHyde elastomeric reflective roof coating at a rate of 3 gallons per 100 sq. ft. to achieve a dry thickness of no less than 23 mils after cure. The reflective coating shall be applied in a two coat application. This shall be done in a "cross hatch" manner (the second coat shall be at a right angle to the first). Each coat shall be 1/2 of the total application rate. Before application, mix well and strain if spray applying. Do not thin or dilute.

**3.2.8 Cleanup:** Each day, remove from the job site, debris, scraps, containers and any rubbish resulting from the installation of the roofing system.



Job Name: THE NOS EVENTS CENTER

Sports Center: Approx. 53300' (533)

Options: Re-roof or Coating

**Option 1:** Eternalastic White Elastomeric Roof Coating (Title 24 Complaint)

- 5yr Material warranty / 5yr Workmanship warranty: **\$99,914.00**
- 10yr Material Warranty / 5yr Workmanship Warranty **\$ 134,934.00**

**Option 2:** Torch Down (APP Modified Bitumen Cool-Star Roof System)

- 10yr Material Warranty / 10yr Workmanship Warranty: **\$ 229,429.00**
- 15yr Material warranty / 15yr Workmanship Warranty: **\$ 340,344.00**
- 20yr Material Warranty / 20yr Workmanship Warranty: **\$ 388,314.00**

**Option 3:** Hot Mop (BUR) Mineral Surface Cool-Star Cap Sheet

- 10yr Material Warranty / 5yr Workmanship Warranty: **\$ 229,820.00**
- 15yr Material warranty / 7yr Workmanship Warranty: **\$ 317,125.00**
- 20yr Material Warranty / 10yr Workmanship warranty **\$ 360,298.00**

# CAPITAL IMPROVEMENT PROJECTS

## LIVE RACING FAIRS/SPECIAL CIRCUMSTANCES

### PROJECT APPLICATIONS

1. Fresno.....	90
2. Santa Rosa.....	92
3. Sacramento.....	94
4. Pleasanton.....	98
5. Ferndale.....	108
6. Stockton.....	110
7. Vallejo.....	112

## 1/1/09-12/31/09 Handle

### CARF MEMBER FAIRS - LIVE RACING FAIRS

#### CAPITAL IMPROVEMENTS AT LIVE RACING FAIRS: TOTAL \$2,100,000

Location	Off-Track S/W		On-Track		Out-of-State		Off Track		ADW		Total		% of Total		CARF Admin Fee 7.5%		Funding Available Balance	
	Handle		Handle		Handle		Handle		Handle		Handle							
Fresno		11,183,418	3,330,997		5,793,375		10,476,616		4,074,850		34,859,257				\$525,000.00		\$39,375.00	\$485,625.00
Santa Rosa		12,059,592	3,761,855		8,326,193		12,539,588		5,027,465		41,714,694				\$525,000.00		\$39,375.00	\$485,625.00
Sacramento		28,432,047	2,787,250		5,563,234		13,235,109		5,263,598		55,281,238				\$525,000.00		\$39,375.00	\$485,625.00
Pleasanton		41,035,610	6,251,700		10,169,316		15,520,927		6,579,985		79,557,537				\$525,000.00		\$39,375.00	\$485,625.00

#### Totals

92,710,667	16,131,802	29,852,119	51,772,240	20,945,898	211,412,726	\$2,100,000.00	\$157,500.00	\$1,942,500.00
------------	------------	------------	------------	------------	-------------	----------------	--------------	----------------

### SPECIAL CIRCUMSTANCES

Ferndale		173,374	765,661	1,247,109	1,212,630	1,430,099	4,828,873	\$100,000.00	\$7,500.00	\$92,500.00
Stockton		20,109,643	1,673,003	5,196,865	10,021,748	4,050,776	41,052,035	\$100,000.00	\$7,500.00	\$92,500.00
Vallejo		17,651,053	988,623	3,569,484	5,770,841	2,150,319	30,130,320	\$200,000.00	\$15,000.00	\$185,000.00



BIG FRESNO FAIR

FRESNO

**CALIFORNIA DEPARTMENT OF FOOD AND AGRICULTURE DIVISION OF FAIRS &  
EXPOSITIONS  
AND  
CALIFORNIA AUTHORITY OF RACING FAIRS  
PROJECT APPLICATION  
Executive Summary**

---

- 1. Name of Fair:** Big Fresno Fair – 21<sup>st</sup> DAA
- 2. Project Name:** Capital Improvements for Live Racing Facilities
- 3. Funding Amount Allocated:** \$525,000.00
- 4. Program (please check applicable CARF program below)**

**X Parimutuel Facility Capital Improvements  
Equipment Replacement Program**

**5. Project Description-Summary**

(Attach additional information/photos as appropriate.)

The entire allocated amount will be utilized to improve our total overall Racing Facility & Racing Product at the Big Fresno Fair. Projects will range from backside restrooms, barn renovations plus asphalt for the owner's & trainer's parking area to expanding the S/W downsized facility. Additionally, funds may be considered to supporting our racing purses if necessary.

**6. Description of Cost Estimates & Source of Cost Estimates**

(Attach supporting documentation as appropriate.)

- |                             |              |                                   |              |
|-----------------------------|--------------|-----------------------------------|--------------|
| A. Backside Restrooms       | \$55,030.00  | D. Expanding S/W Facility         | \$277,200.00 |
| B. Barn Renovations         | \$117,000.00 | E. Additional Electricity & Trees | \$23,100.00  |
| C. Asphalt for Parking Area | \$167,500.00 |                                   |              |

**\*\*Supporting Racing Purses** (If needed to continue racing)

**\*CCA Estimates & Big Fresno Fair Maintenance Dept.**

**7. Project Benefits**

(Attach supporting documentation as appropriate.)

All the aforementioned projects will support the total racing product produced at the Big Fresno Fair for many years to come. Customer Service will be enhanced and showcased with all the projects & will cover our Fair customer's, owner's, trainer's, plus assisting staff to be more efficient.

Send along with any additional detail to CARF, 1776 Tribute Rd., Sacramento, CA 95815

# SONOMA COUNTY FAIR

## SANTA ROSA

PROJECT APPLICATION  
NOT SUBMITTED BY  
DEADLINE

CALIFORNIA STATE FAIR

SACRAMENTO

CALIFORNIA DEPARTMENT OF FOOD AND AGRICULTURE DIVISION OF FAIRS &  
EXPOSITIONS  
AND  
CALIFORNIA AUTHORITY OF RACING FAIRS  
*PROJECT APPLICATION*  
*Executive Summary*

---

1. *Name of Fair: Cal Expo*
2. *Project Name: Live Racing Capital Improvement Projects*
3. *Funding Amount Allocated: \$ 525,000*
4. *Program (please check applicable CARF program below)*
  - ☒ *X- Pari-mutuel Facility Capital Improvements*
  - ☐ *Equipment Replacement Program*
5. *Project Description-Summary*  
(Attach additional information/photos as appropriate.)

The California Exposition & State Fair operates race meets for approximately 47 weeks per year. We are attaching a list of projects that total \$944,600. All of the projects listed will enhance our racing program.

6. *Description of Cost Estimates & Source of Cost Estimates*

(Attach supporting documentation as appropriate.)

The cost estimates provided on the attached document are derived from existing staff, (capital improvements project manager, landscape manager, maintenance chief) and from projects completed that are alike in scope.

7. *Project Benefits*

(Attach supporting documentation as appropriate.)

The benefits of each project will enhance our racing programs, provide compliance with ADA issues, assist in the compliance of water quality control board issues for storm water runoff, improve the video presentation of our racing programs, enable us to increase our budget efficiency, provide security, improve the environment for working conditions, improve the quality and safety of our barn area, and generally create the experience of attending the Cal Expo races as a fan or racing participant a memorable one.

[Send along with any additional detail to CARF, 1776 Tribute Rd., Sacramento CA 95815]

# 2011 Cal Expo- Project Funding Application/Request

## **PROJECTS-**

Barn Refurbish- Barns D, E, F \$42,000 per barn-	\$126,000
Recycled Tire Tile Installation at South Racetrack Gap Gate-	\$35,000
Replace Turf Club Carpeting-	\$31,500
Relocate Infield Finish Line-	\$15,000
Replace (2) Evidence/Soda Testing Trailers in Vet Barn- (\$30,000 each)	\$60,000
Install Sod and Irrigation at ends of barns-	\$28,600
Backstretch Racing Office Remodel-	\$200,000
Purchase Racetrack Corporation Yard Office Trailer-	\$13,500
Racetrack Infield Beautification-	\$10,000
Backstretch Racing Office Lawn Area Upgrade-	\$10,000
Tote Board- Reface/Paint/Vinyl Text-	\$15,000
Track Lights- Relamp	\$15,000
Fiber run to backside for video/audio and supporting equipment	\$7,500
Courtesy Slats in chain link fencing south turn-	\$7,500
Equipment purchases- tiller, grader	\$65,000
Crows nest- Refurbish 4 offices-	\$20,000
CO2 Detectors Installation in Tack Rooms	\$10,000
VIS RT software programming for live racing video signal	\$50,000
RV Park Upgrade of asphalt-	\$50,000
Grandstand Surveillance/Security Upgrade-	\$40,000
Clubhouse A/C upgrade	\$50,000
Grandstand WiFi installation-	\$30,000
Crows Nest A/C-	\$15,000
Permanent Tractor Shed Office Structure-	\$40,000
Total-	\$944,600





ALAMEDA COUNTY FAIR

PLEASANTON

CALIFORNIA DEPARTMENT OF FOOD AND AGRICULTURE DIVISION OF FAIRS &  
EXPOSITIONS

AND

CALIFORNIA AUTHORITY OF RACING FAIRS

PROJECT FUNDING APPLICATION

*Executive Summary*

---

1. *Name of Fair:* Alameda County Fairgrounds
2. *Project Name:* 2011 Live Racing & Training Cap Expenditures
3. *Funding Amount Requested:* Tier 1 at \$615,438 & Tier 2 at \$105,000 for a total of \$720,438
4. *Program (please check applicable CARF program below)*  
*x Live Racing Facility improvements*  
*Mini-satellite development /Satellite Facility Relocation*
5. *Project Description-Summary*

As the designated Auxiliary Thoroughbred Training Facility in Northern California, we plan to replace old, worn-out track equipment, upgrade utility infrastructure, and remodel or repair existing structures in the backside Barn Area and in the Grandstands.

6. *Description of Cost Estimates & Source of Cost Estimate*

<u>Tier 1 Projects</u>	<u>Estimates</u>
Water truck	\$137,438
CARF Track Equipment Funding	\$120,000
210 John Deer tractor	\$80,000
Septic tank system	\$30,000
Small tractor ('mule')	\$35,000
Breaking corral	\$19,000
Breaking corral	\$15,000
RV South electrical upgrade	\$45,000
Underground cabling	\$9,000
Railing	\$10,000
Training track chain link fence	\$5,000
Remodel Tote Room Offices	\$20,000
Grandstand cabling	\$50,000
New track harrow	\$30,000
Crow's nest flooring replacement	\$10,000
	<u>\$615,438</u>

<u>Tier 2 Projects</u>	<u>Estimates</u>
Grandstand decking	\$25,000
Guttering on barns	\$80,000
	<hr/> \$105,000

## ***7. Project Benefits***

(Attach supporting documentation as appropriate.)

With more than 500 Thoroughbred horses in daily training, the proposed Capital items would replace and repair; existing equipment, infrastructure and structures enhancing the year-round training facility for northern California. Additional enhancements will also preserve the use of the Grandstands into the future.

We have prioritized the projects into two separate groupings with Tier 1 addressing the more immediate concerns.

Please refer to the enclosed attachment for further details.

Prepared for:  
Jim Burns  
Alameda County Fairgrounds  
4501 Pleasanton Avenue  
Pleasanton, CA 94566  
Phone (925) 426-7556

Prepared by:  
Les Schwindt  
GOLDEN GATE TRUCK CENTER  
8200 BALDWIN STREET  
OAKLAND, CA 94621  
Phone (510) 632-3535

# QUOTATION

M2106 CONVENTIONAL CHASSIS	
SET BACK AXLE - TRUCK	MFS-16-143A 16,000# FL1 SINGLE FRONT AXLE
CUM ISB 6 7-325 325 HP @ 2300 RPM, 2600 GOV, 750 LB/FT @ 1800 RPM	16,000# FLAT LEAF FRONT SUSPENSION
ALLISON 3500 RDS AUTOMATIC TRANSMISSION WITH PTO PROVISION	106 INCH BBC FLAT ROOF ALUMINUM CONVENTIONAL CAB
RT-40-145 40,000# R-SERIES TANDEM REAR AXLE	4875MM (192 INCH) WHEELBASE
HENDRICKSON PRIMAAX EX 46,000# REAR AIR SUSPENSION	11/32X3-1/2X10-15/16 INCH STEEL FRAME (0.73MMX277.0MM/0.344X10.94 INCH) 120KSI
	1900MM (75 INCH) REAR FRAME OVERHANG

	TOTAL # OF UNITS (1)	PER UNIT	TOTAL
VEHICLE PRICE	\$	88,345	\$ 88,345
EXTENDED WARRANTY	\$	0	\$ 0
DEALER INSTALLED OPTIONS	\$	0	\$ 0
CUSTOMER PRICE BEFORE TAX	\$	88,345	\$ 88,345

TAXES AND FEES			
TAXES AND FEES	\$	0	\$ 0
OTHER CHARGES	\$	0	\$ 0

TRADE-IN			
TRADE-IN ALLOWANCE	\$	(0)	\$ (0)
BALANCE DUE	(LOCAL CURRENCY) \$	88,345	\$ 88,345

## COMMENTS:

Projected delivery on \_\_\_ / \_\_\_ / \_\_\_ provided the order is received before \_\_\_ / \_\_\_ / \_\_\_.

## APPROVAL:

Please indicate your acceptance of this quotation by signing below:

Customer: X \_\_\_\_\_ Date: \_\_\_ / \_\_\_ / \_\_\_.

Application Version 7.3.317  
Data Version PRL-01M.001  
ALCO Fairgrounds M2106 55GVW



03/15/2011 1:58 PM

Page 1 of 14

## QUOTE

**South San Francisco - Sales**  
251 Shaw Road  
South San Francisco, CA 94080  
800-848-8449 650-873-8100  
FAX: 650-589-7398

CAB AND CHASSIS  
DELIVER CAB AND CHASSIS  
TO 13221 CROWN AVE.,

HANFORD CALIFORNIA 92320

Ship To: ALAMADA COUNTY FAIR GROUNDS

ALAMEDA COUNTY FAIR GROUNDS  
4501 PLEASANTON AVE.  
PLEASANTON CA 94566

Attn: MR ED JOHNSON MR JIM BURNS

Tel:

Fax:

Date: MARCH 3 2011

FOB: CUSTOMER

Quote #

Cell:

Saleman: JOE DEBATTISTA cell 650 438 2561

Standard Features Included in base price		
Item	Part #	Description Price
*	WT4000A	4000GAL A STYLE ENGINE DRIVE WATER SYSTEM
A:	WT100121	TANK 4000GAL A STYLE, 20GPI WITH (4) BAFFLES FULL FENDERS FILL DOME
B:	WT900038	WATER PUMP CENTRIFUGAL 4X3, ENGINE DRIVE PUMP
C:	(#)	PAINT, ACRYLIC ENAMEL, SINGLE COLOR (MUST INCLUDE PAINT CODE AND PAINT BRAND)
D:	WT400208	FRONT SPRAY BAR WITH (2) VALVES
E:	WT400223	REAR SPRAY BAR WITH (2) VALVES AND LADDER
F:	WT400209	HYDRANT FILL
G:	WT900027	MUD FLAPS
H:	WT900031	D O T LIGHTS, SET (LED STOP, TAIL, TURN)
J:	WT900048	STROBE/ BEACON (AMBER)
K:	WT900030	EXTEND REAR PIPE BUMPER
L:	WT500119	CAB CONTROLS - 4-BANK
M:	WT400210	WATER LEVEL SIGHT GAUGE (REAR CURB SIDE)
N:	WT900029	TANK TO PUMP PLUMBING
O:	WT900032	SAFETY KIT (BACK UP ALARM, ANTI SKID, SAFETY CLIP RAIL, FIRE EXT )
P:	WT400199	4000 GALLON CETER PLUMBING
Q:	WT200140	HOLD DOWN SYSTEM (LEAF SPRING)
R:	WT900035	CABLE THROTTLE ASSY.
		Base Price
		\$30,804.00

		Options in addition to standard features	
Qty.	Part #	Description	Price
1		HYDRAULIC SYSTEM TO OPERATE ARM AND LOCK FOR ONE ARM	\$3,400.00
1		REAR SPRAY BAR W/ ON OFF VALVES AND 1 NOZZLE PER FOOT & LH SWIVEL ASSY.	\$3,800.00
1		LEFT ARM SQUARE TUBE WITH 1 NOZZLE PER FOOT WITH WATER SWIVEL ASSY TO SIMILAR TO GOLDEN GATE FIELDS SET UP 22FT LONG WITH BREAK AWAY	\$5,400.00
		FEDERAL EXISE TAX IF APPLICABLE IF NOT DEDUCT	\$5,209.00
Base Price			\$17,089.00

YEAR	MAKE	Base Price	\$17,089.00
		Chassis Information	Price
		SE NOTE ON EMAIL	
		DELIVERY	\$1,200.00
SUB TOTAL PRICE FOB CUSTOMER LOCATION, DOES NOT INCLUDE CA. SALES TAX:			\$49,093.00

Accepted by:

Company Representative

McLellan Equipment accepts no responsibility for legal weight laws.



Coast Counties Truck & Equip C501  
260 Doolittle Drive

Alameda County Fairgrounds  
4501 Pleasanton Ave

San Leandro, California United States 94577

Phone: (510) 568-6933

Fax: (510) 562-2322

Email: bdozier@coastcounties.com

Pleasanton, California United States 94586

Phone: (925) 542-7600

Fax: (925) 426-7553

Contact Email:

Prepared for:

### Customer Quote

#### Equipment

Quantity Ordered:	1
Truck Price:	\$118,301
Dealer Options:	\$0
Equipment List Price:	\$118,301
Surcharges Not Subject to Discount:	\$7,000
Options Not Subject to Discount:	\$0
Factory Freight Cost:	\$1,825

Total Equipment Price:

\$127,126

NET Sale Price:

\$89,342

#### Miscellaneous

FET Tire Credit:		
Net Chassis FET:	\$0	
State Tax:		\$10,298
Body/Trailer/Accessories FET:		\$0
Fees:		\$0
Other:		\$0

Quotation Total:

\$99,640

Unpublished options may require review/approval.  
Dimensional and performance data for unpublished options may vary from that displayed in PROSPECTOR.

Printed: 3/17/2011 4:56:20 PM  
Effective Date: Jan 1, 2011  
Prepared by: ID: Bob Dozier

Complete

Model Number: Model 348  
Quote/DTPO/CO: Q45460083  
Version Number: 22.11

56674-DD62-1040

Page 1 of 1

**NorCal Kenworth – Bay Area**

1755 Adams Avenue  
San Leandro, California 94577  
Tel: (510) 836-6100  
Fax: (510) 836-2551

March 16<sup>th</sup> 2011

Ed Johnson  
Alameda County Fairgrounds  
4501 Pleasanton Avenue  
Pleasanton, CA 94566

Dear Ed,

We thank you for the opportunity to provide you with a quotation for one 2012 Kenworth T440 3 axle water truck chassis.

Specifications include:

Kenworth Model T440  
Cummins ISL9- 380 Engine  
Allison automatic transmission  
Dana 18,000 lb. front axle  
Dana Spicer 44K rear axle  
Chalmers 46,000 lb. suspension

SALES PRICE	\$107,860.00
FET	\$12,943.00
SALES TAX	\$ 10,516.00
<b>TOTAL</b>	<b>\$131,319.00</b>

Excludes DMV!

If you have any questions regarding this quotation, I can be reached on my cell at (510) 774-5243.

Sincerely,  
Colin Petrie  
NorCal Kenworth

**NorCal Kenworth - Bay Area**

1755 Adams Avenue  
San Leandro, California 94577  
Tel: (510) 836-6100  
Fax: (510) 836-2551

March 16<sup>th</sup> 2011

Ed Johnson  
Alameda County Fairgrounds  
4501 Pleasanton Avenue  
Pleasanton, CA 94566

Dear Ed,

We thank you for the opportunity to provide you with a quotation for one 2012 Kenworth T800 3 axle water truck chassis.

Specifications include:

Kenworth Model T800  
Cummins ISLX 11.9 Engine  
Allison automatic transmission  
Dana 18,000 lb. front axle  
Dana Spicer 44K rear axle  
Chalmers 46,000 lb. suspension

SALES PRICE	\$118,634.00
FET	\$14,236.00
SALES TAX	\$ 11,567.00
<b>TOTAL</b>	<b>\$144,437.00</b>

Excludes DMV!

If you have any questions regarding this quotation, I can be reached on my cell at (510) 774-5243.

Sincerely,  
Colin Petrie  
NorCal Kenworth



# McLELLAN EQUIPMENT

# QUOTE

South San Francisco - Sales  
251 Shaw Road  
South San Francisco, CA 94080  
800-848-8449 650-873-8100  
FAX: 650-589-7398

CAB AND CHASSIS  
DELIVER CAB AND CHASSIS  
TO 13221 CROWN AVE.,

HANFORD CALIFORNIA 92320

Ship To: ALAMADA COUNTY FAIR GROUNDS

ALAMEDA COUNTY FAIR GROUNDS  
4501 PLEASANTON AVE.  
PLEASANTON CA 94566

Attn: MR ED JOHNSON MR JIM BURNS  
Tel:  
Fax:  
Date: MARCH 3 2011

FOB: CUSTOMER  
Quote #  
Cell:

Saleman: JOE DEBATTISTA cell 650 438 2561

Standard Features Included in base price			
Item	Part #	Description	Price
*	WT4000A	4000GAL A STYLE ENGINE DRIVE WATER SYSTEM STAINLESS STEEL SHELL AND BAFFLES	\$52,795.00
A:	WT100121	TANK, 4000GAL A STYLE, 20GPI WITH (4) BAFFLES FULL FENDERS FILL DOME	INCLUDED
B:	WT900038	WATER PUMP, CENTRIFUGAL, 4X3 ENGINE DRIVE PUMP	INCLUDED
C:	(#)	PAINT, ACRYLIC ENAMEL, SINGLE COLOR (MUST INCLUDE PAINT CODE AND PAINT BRAND)	INCLUDED
D:	WT400208	FRONT SPRAY BAR WITH (2) VALVES	INCLUDED
E:	WT400223	REAR SPRAY BAR WITH (2) VALVES AND LADDER	INCLUDED
F:	WT400209	HYDRANT FILL	INCLUDED
G:	WT900027	MUD FLAPS	INCLUDED
H:	WT900031	D.O.T. LIGHTS, SET (LED STOP, TAIL, TURN)	INCLUDED
J:	WT900048	STROBE/ BEACON (AMBER)	INCLUDED
K:	WT900030	EXTEND REAR PIPE BUMPER	INCLUDED
L:	WT500119	CAB CONTROLS - 4-BANK	INCLUDED
M:	WT400210	WATER LEVEL SIGHT GAUGE (REAR CURB SIDE)	INCLUDED
N:	WT900029	TANK TO PUMP PLUMBING	INCLUDED
O:	WT900032	SAFETY KIT (BACK UP ALARM, ANTI SKID, SAFETY CLIP RAIL, FIRE EXT.)	INCLUDED
P:	WT400199	4000 GALLON CETER PLUMBING	INCLUDED
Q:	WT200140	HOLD DOWN SYSTEM (LEAF SPRING)	INCLUDED
R:	WT900035	CABLE THROTTLE ASSY	INCLUDED
Base Price			\$52,795.00

Options in addition to standard features			
Qty.	Part #	Description	Price
1		HYDRAULIC SYSTEM TO OPERATE ARM AND LOCK FOR ONE ARM	\$3,400.00
1		REAR SPRAY BAR W/ ON OFF VALVES AND 1 NOZZLE PER FOOT & LH SWIVEL ASSY	\$3,800.00
1		LEFT ARM SQUIRE TUBE WITH 1 NOZZLE PER FOOT WITH WATER SWIVEL	
		ASSY. TO SIMILAR TO GOLDEN GATE FIELDS SET UP 22FT LON WITH BREAK AWAY	\$5,400.00
		FEDERAL EXISE TAX IF APPLICABLE IF NOT DEDUCT	\$7,848.00
Base Price			\$20,448.00

YEAR	MAKE	Chassis Information	Price
		SE NOTE ON EMAIL	
		DELIVERY	\$1,200.00
SUB TOTAL PRICE FOB CUSTOMER LOCATION, DOES NOT INCLUDE CA. SALES TAX:			\$74,443.00

Accepted by:

Company Representative

McLellan Equipment accepts no responsibility for legal weight laws.

# Alameda County Fairgrounds

CARF Cap Ex Projects

April 22, 2011

## Tier 1 Projects

Projects	Estimates	Project Benefits
Water truck	\$137,438	Replaces 1988 Ford L8000 water truck that has 268,835 odometer reading; odometer has turned over once, possibly twice.
CARF Track Equipment Funding	\$120,000	Funding to CARF in exchange of more CARF track equipment usage at ACF
210 John Deer tractor	\$80,000	Replace 1987 John Deere 210C tractor; used to haul dirt and other materials in barn area.
Septic tank system	\$30,000	Further improve drainage system in stabling area.
Small tractor ('mule')	\$35,000	Used to pull trailer in the barns area. Replace old, worn one.
Breaking corral	\$19,000	Replace walls and construct covering
Breaking corral	\$15,000	Construct covering for second breaking corral
RV South electrical upgrade	\$45,000	Upgrade utilities in RV Campgrounds used primarily by horsemen. \$15,000/section. 3/15/11: 35 RV South Campers, 28 horsemen - 80%.
Underground cabling	\$9,000	Copper telephone lines between Admin office and Grandstands
Railing	\$10,000	Purchase 40 railing pieces @ \$250/piece
Training track chain link fence	\$5,000	Pleasanton Avenue fencing
Remodel Tote Room Offices	\$20,000	Replace floor & ceiling tiles, paint.
Grandstand cabling	\$50,000	Remove old unused cabling in grandstands and install new cabling.
New track harrow	\$30,000	Currently using GGF harrows, long-term availability questionable.
Crow's nest flooring replacement	\$10,000	Need to replace flooring in the Steward's area on top of Grandstand roof.
	\$615,438	

## Tier 2 Projects

Projects	Estimates	Project Benefits
Grandstand decking	\$25,000	Replace and seal decking over Steward's office on paddock-end of the Grandstands.
Guttering on barns	\$80,000	Further enhance drainage
	\$105,000	

# HUMBOLDT COUNTY FAIR

## FERNDALE

CALIFORNIA DEPARTMENT OF FOOD AND AGRICULTURE DIVISION OF FAIRS AND ESPOSITIONS  
AND  
CALIFORNIA AUTHORITY OF RACING FAIRS PROJECT FUNDING APPLICATION  
*Executive Summary*

---

1. *Name of Fair:* HUMBOLDT
2. *Project Name:* Live Racing Facility Improvements: New roofs, Barns A-F.
3. *Funding Amount Requested:* \$ 100,000
4. *Program (please check applicable CARF program below)*  
☒ Parimutuel Facility Capital Improvements  
Equipment Replacement Program
5. *Project Description-Summary*  
Replace existing 75 year-old wood shingles with metal colored roofing. Existing shake shingles are were originally installed in the 1940's, but have begun to deteriorate and need to be replaced.
6. *Description of Cost Estimates & Source of Cost Estimates*  
Working with Project Manager Dave Freese (CCA) cost estimates were obtained from local contractors with whom Mr. Freese has worked on other racing-related projects over the years.
7. *Project Benefits:* The shingles throughout the barns have rotted and cannot be repaired. On the east side of the roofs particularly, sections of the roofs and blown off, exposing the interiors to rain. The barns are constructed of redwood and remain in reasonably good shape; however, the condition of the barns will begin to deteriorate if the roofs aren't replaced. In addition to the important structural components of this project, the new roofs will also prove beneficial to the appearance of the facilities during the annual fair, when the Association's racing signal is broadcast via satellite throughout the country.

# SAN JOAQUIN COUNTY FAIR

## STOCKTON

CALIFORNIA DEPARTMENT OF FOOD AND AGRICULTURE DIVISION OF FAIRS &  
EXPOSITIONS  
AND  
CALIFORNIA AUTHORITY OF RACING FAIRS  
*PROJECT APPLICATION*  
*Executive Summary*

---

1. *Name of Fair:* San Joaquin County Fair
2. *Project Name:* Area Enhancements of the Grandstand and Infield
3. *Funding Amount Allocated:* \$100,000
4. *Program (please check applicable CARF program below)*
  - ☒ *Parimutuel Facility Capital Improvements*
  - ☐ *Equipment Replacement Program*
5. *Project Description-Summary*  
(Attach additional information/photos as appropriate.)

Enhancement of the grandstand and infilled area of the track.

6. *Description of Cost Estimates & Source of Cost Estimates*  
(Attach supporting documentation as appropriate.)

Tree Planting - \$25,000  
Winners Circle - \$40,000  
Infield\*\*\* \$35,000 +

7. *Project Benefits*  
(Attach supporting documentation as appropriate.)

Transforming the look of the track and the grandstand adds quality to a televised product, as well as the on-track experience.

[Send along with any additional detail to CARF, 1776 Tribute Rd., Sacramento CA 95815]

# SOLANO COUNTY FAIR

## VALLEJO

CALIFORNIA DEPARTMENT OF FOOD AND AGRICULTURE DIVISION OF FAIRS &  
EXPOSITIONS  
AND  
CALIFORNIA AUTHORITY OF RACING FAIRS  
*PROJECT APPLICATION*  
*Executive Summary*

---

1. *Name of Fair: Solano County Fair*
2. *Project Name: Secure/Demolish Unsafe Racing Facilities*
3. *Funding Amount Allocated: \$100,000*
4. *Program (please check applicable CARF program below)*

- ☒ *Parimutuel Facility Capital Improvements*
- ☐ *Equipment Replacement Program*

5. *Project Description-Summary*

(Attach additional information/photos as appropriate.)

- Additional securing of racing grandstand to prevent unauthorized access
- Demolition and disposal of five structures representing the greatest safety hazard (see attached diagram)
- Salvage and relocate modular restroom to area of greater need and use

6. *Description of Cost Estimates & Source of Cost Estimates*

(Attach supporting documentation as appropriate.)

- See attached budget
- Cost estimates were prepared by staff based on recent similar demolition and disposal using fair's permanent labor, rental equipment, and local disposal facilities

7. *Project Benefits*

(Attach supporting documentation as appropriate.)

- Secures facilities from unauthorized use, minimizing safety and liability issues
- Provides additional restroom/shower needed elsewhere on the fairgrounds
- Investment in mitigating immediate safety issues only, considering that proposed redevelopment of the property will encompass demolition and disposal at no cost to the fair
- Proposed transfer of balance of project funds to Satellite Wagering Facility Improvement Project based on better investment of resources in a facility which will generate additional revenue

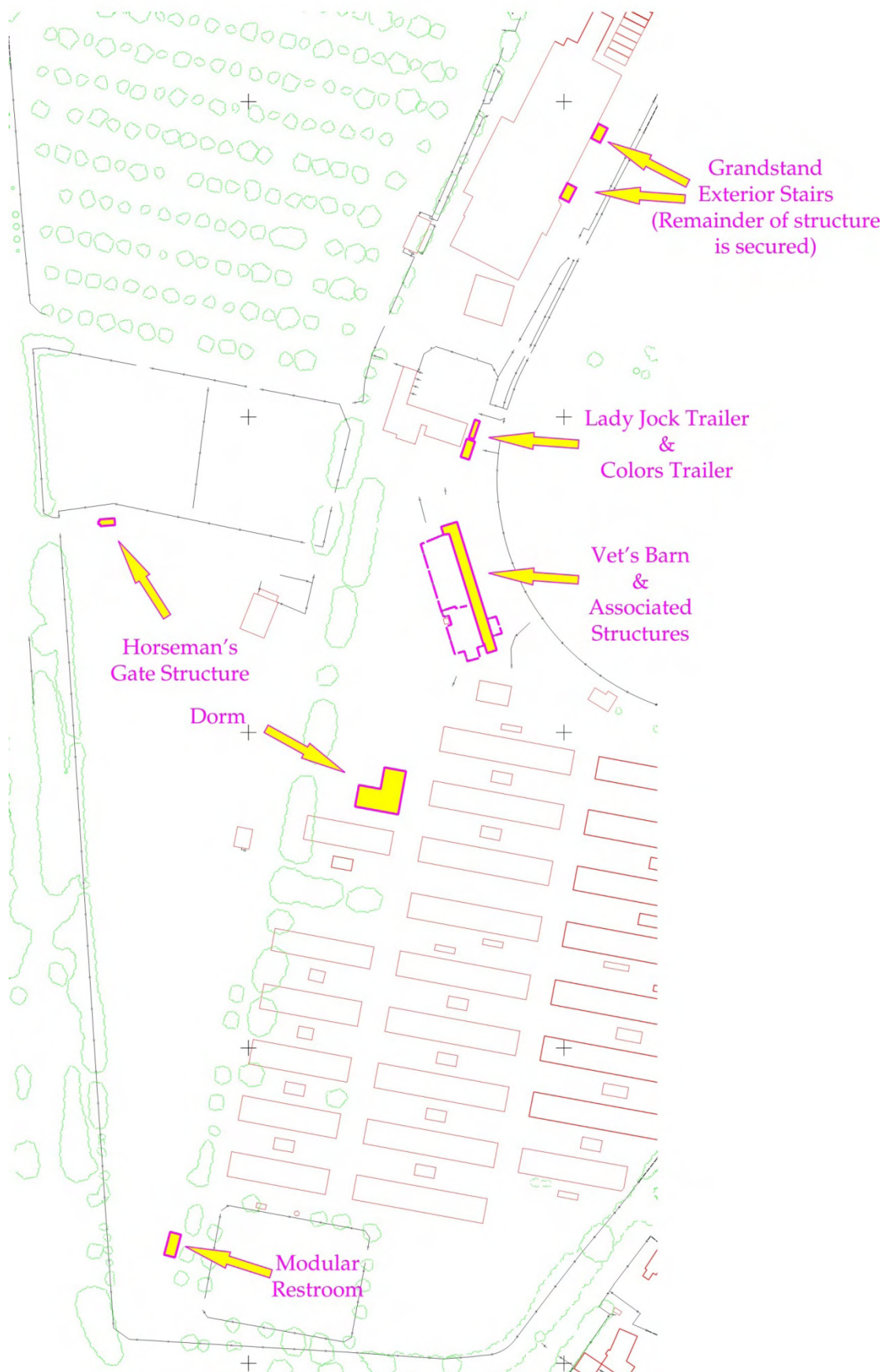
[Send along with any additional detail to CARF, 1776 Tribute Rd., Sacramento CA 95815]



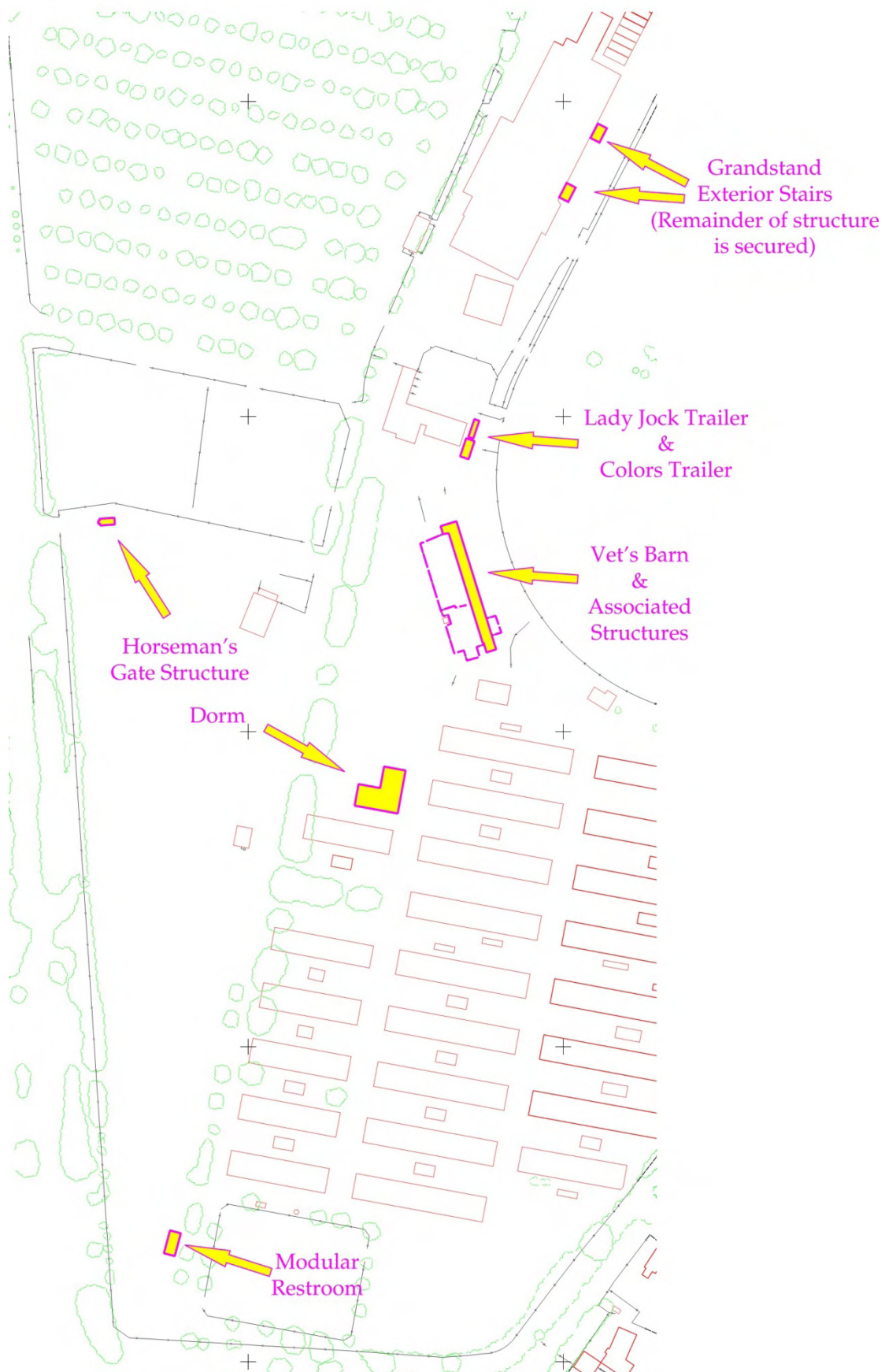
**Solano County Fair  
Secure/Demolish Unsafe Racing Facilities  
Budget**

Additional Securing of Racing Grandstand	\$6,250.00
Demolish/Dispose Horseman's Gate Structure	\$4,000.00
Demolish/Dispose 2 Trailers (Jockey Rooms)	\$5,000.00
Demolish/Dispose Vet's Barn & Associated Structures	\$8,000.00
Demolish/Dispose Dorm	\$8,000.00
Salvage and Relocate Modular Restroom	\$10,000.00
Demolition/Disposal Contingency	\$5,000.00
CARF Administration Fee	\$3,750.00
Total Project Budget	<hr/> \$50,000.00
Transfer to Satellite Wagering Facility Improvement Project	\$50,000.00
Total Funding Amount Allocated	<hr/> <hr/> \$100,000.00

Solano County Fair  
Secure/Demolish Unsafe Racing Facilities



Solano County Fair  
Secure/Demolish Unsafe Racing Facilities



CALIFORNIA DEPARTMENT OF FOOD AND AGRICULTURE DIVISION OF FAIRS &  
EXPOSITIONS  
AND  
CALIFORNIA AUTHORITY OF RACING FAIRS  
*PROJECT APPLICATION*  
*Executive Summary*

---

1. *Name of Fair: Solano County Fair*
2. *Project Name: Satellite Wagering Facility Improvements*
3. *Funding Amount Allocated: \$100,000*
4. *Program (please check applicable CARF program below)*

☒ *Parimutuel Facility Capital Improvements*

☒ *Equipment Replacement Program*

5. *Project Description-Summary*

(Attach additional information/photos as appropriate.)

- Interior facility improvements including ADA, security systems, additional monitors/AV equipment, restroom rehab, paint, carpet, lighting, furnishings and décor
- Exterior facility improvements including ADA, signage, security systems, roof rehab, patio upgrades and exterior furnishings, and kitchen access security upgrades

6. *Description of Cost Estimates & Source of Cost Estimates*

(Attach supporting documentation as appropriate.)

- See attached budget
- Cost estimates were prepared by staff based on similar projects recently undertaken, quotes received from vendors, and estimates based on industry standard research materials

7. *Project Benefits*

(Attach supporting documentation as appropriate.)

- Addresses critical exterior and interior ADA issues
- Enhances guest experience by updating and enhancing facility aesthetics, electronics, furnishings, lighting, patios, food and pari-mutuel service areas, and restrooms
- Improves security of facility/operations and guest/employee safety
- Improves awareness, visibility and curb appeal of facility from both off-grounds (Hwy 37) and on-grounds
- Proposed transfer of balance of project funds from Racing Facilities Project based on better investment of resources in a facility which will generate additional revenue
- Additional resources from Equipment Replacement Fund make it possible to achieve significantly more needed upgrades and improvements

[Send along with any additional detail to CARF, 1776 Tribute Rd., Sacramento CA 95815]

**Solano County Fair  
Satellite Wagering Facility Improvements  
Budget**

Item	Total	Source		
		Project Funding	From Racing Facility Funding	Equipment Replacement Fund
INTERIOR				
Building Interior ADA	25,000.00		25,000.00	
Interior Paint	10,000.00	10,000.00		
Carpet Replacement	35,000.00	24,000.00		11,000.00
Restroom Rehab	10,000.00	10,000.00		
Interior Lighting Upgrade	10,000.00	10,000.00		
Interior Furnishings	15,000.00			15,000.00
Alarm Upgrades	3,000.00	3,000.00		
Facility Décor	6,250.00		6,250.00	
Additional Monitors/ AV Equipment	15,000.00			15,000.00
Total Interior	129,250.00	57,000.00	31,250.00	41,000.00
EXTERIOR				
Parking Lot ADA	15,000.00		15,000.00	
Facility Signage Replacement	5,000.00	5,000.00		
North Elevation Signage (Facing Hwy 37)	3,000.00	3,000.00		
Security Camera System	4,000.00			4,000.00
Roof Rehab	5,000.00	5,000.00		
North Patio Fence Replacement	5,000.00	5,000.00		
South Patio Gate Hardware Upgrade	5,000.00	5,000.00		
South Patio Landscaping & Shade Cover	5,000.00	5,000.00		
North Patio Canopy Replacement	5,000.00	5,000.00		
Exterior Furnishings	5,000.00			5,000.00
Kitchen Door Access Upgrade	2,500.00	2,500.00		
Total Exterior	59,500.00	35,500.00	15,000.00	9,000.00
CARF ADMIN FEES	15,000.00	7,500.00	3,750.00	3,750.00
TOTALS	203,750.00	100,000.00	50,000.00	53,750.00



# CALIFORNIA AUTHORITY OF RACING FAIRS

MANAGEMENT SERVICES  
CONTRACT ADMINISTRATION  
PARI-MUTUEL DISTRIBUTIONS  
PROJECT FUNDING

## TEN-YEAR REPORT 2000-2009 RACING FAIRS



JANUARY 2010  
PREPARED BY CALIFORNIA AUTHORITY OF RACING FAIRS  
CHRISTOPHER KORBY, EXECUTIVE DIRECTOR







# MANAGEMENT SERVICES & CONTRACT ADMINISTRATION

## CARF Organization

The California Authority of Racing Fairs (CARF) is a joint-powers authority established by California Law (Government Code Section 9500 et seq.).

CARF was established for conducting business activity, for and with member Fair associations, in pari-mutuel wagering programs and related activities. CARF is managed by an Executive Director, employed by a Board of Directors made up of member Fairs.

The mission of CARF is to serve the best interests of its members by providing a unified voice of advocacy and representation and asserting a leadership role in the horse racing industry. To accomplish this mission we continue to perform support services, seek new revenue opportunities and conduct related business activities.

## Racing Operations

- Works with Racing Fairs on preparation, submission and presentation of CHRB License Applications
- Provides Racing Office computer system (all computer hardware/peripherals) and application software (Equibase) and manages service, technical support and transportation
- Provides and manages Paymaster services, including Paymaster (CARF employee) bank accounts, audits, payment of all purse moneys to owners and all other distributions of payment to various recipients
- Telecommunications: provision of voice, fax and data lines necessary to support racing, totalisator and simulcast operations
- Provides accounting, reconciliation and distribution of all parimutuel commissions, purse, license fees and other distributions

## continued...

- Coordinates development and management of purse schedule through Fair Circuit in cooperation with Fair Racing Secretaries and Thoroughbred Owners of California
- Provides Supplemental Purse Fund management and accounting
- Provides marketing coordination through circuit
- Manages contracts for daily racing program production, printing and distribution
- Manages Condition Book production and distribution
- Manages contracts and logistics for provision of Jumbo Video Screen
- Manages contract for Starting Gate
- Manages contract for Photo Finish
- Total Carbon Dioxide (TCO2) testing
- Furnishes electronic timing system with operator
- Oversees TV Production System for Officials and Simulcast Transmissions
- Manages provision of Temporary Stalls
- Coordinates provision of Mobile Offices for Racing Operations
- Daily, on-site management and oversight of all operations above, along with management, coordination and disposition of other matters that may arise from time to time in the course of conducting racing at Fairs
- Active liaison, representation and advocacy with on-track Stewards and with senior CHRB officials

## Contracts with Horsemen's Associations

- Negotiates contracts with horsemen's associations, as required by statute
- Thoroughbred Owners of California
- Cal Western Appaloosa
- Pacific Coast Quarter Horse Association
- Arabian Racing Association of California
- American Mule Racing Association
- California Thoroughbred Trainers

## Labor Agreements

- Local 280 Pari-Mutuel Employees Guild
- Local 1877 (formerly Local 399) AFL-CIO Service Employees International Union Valets and rec. barn personnel
- Local 495 International Brotherhood of Teamsters, Chauffeurs, Warehousemen and helpers of America
- Note: Assist Starters now with Teamsters Local 495 but under separate agreement

## Recruitment Program for Out-of-State Horses

- Organizes and conducts out-of-state recruitment of horses to run at Northern California Fairs
- Manages payment of incentives
- Tracks and reports on results of Recruitment Program



# MANAGEMENT SERVICES & CONTRACT ADMINISTRATION

## Pari-Mutuel Wagering Operations

- Maintains totalisator contract
- Parimutuel labor contract
- NOTWInc agreement for Northern California simulcast network
- You Bet.com Advanced Deposit Wagering
- TVG Advanced Deposit Wagering
- Xpress Bet Advanced Deposit Wagering
- TwinSpires Advanced Deposit Wagering
- Provide all accounting, reconciliation, banking for ADW wagering operations

## Personnel

- Morning Fitness Vet
- Veterinarian
- TCO2 Technician
- Track Maintenance Crew Chief
- Horse Ambulance Driver
- Clocker and Timer
- Paymaster
- Program Manager
- Track Announcer
- Stewards' Aide
- Jocks' Room
- Racing Secretary

## Race Track Safety & Maintenance Program

- CARF developed this program and provides management oversight throughout Fair Circuit.
- Works with Division of Fairs and Expositions to maintain funding support
- Contracts with Steve Wood, Trackmaster, Inc., to provide expert consultation and oversight of Fair track maintenance
- Carries lease agreements for John Deere tractors
- Owns and provides custom-built water truck (2001 Sterling), provides rock-picker (added 2003) and Kimzey Equine Ambulance.
- Owns or provides harrows, floats, and other miscellaneous equipment required for track maintenance.
- Manages all planning, heavy equipment transportation and logistics
- Provides daily, on-site management, key personnel and oversight
- No direct cost to Racing Fairs.

## Web Site Operations

- Manages racing Website [www.calfairs.net](http://www.calfairs.net) on behalf of Fairs which conduct live racing
- Contracts with information service providers
- Daily management and administration of racing information provided to racing fans on Website

## Simulcast Operations

- Manages Satellite Transmission and Encryption Services
- Manages TV Production for simulcast coverage
- Manages telecommunications support: provision of voice, fax and data lines necessary to support simulcast operations
- Furnishes back up electrical generators
- Provides accounting, reconciliation, banking for simulcast operations
- NOTWInc contract for Northern California simulcast network
- Manages contracts for out-of-state simulcast sites and distribution of daily racing programs and other simulcast information
- Payment of commissions, purses, license fees and all other distributions from simulcast operations



# CALIFORNIA AUTHORITY OF RACING FAIRS

## PROJECT FUNDING & PARI-MUTUEL DISTRIBUTIONS

### ALL RACING FAIRS

(1) PARI-MUTUEL DISTRIBUTIONS MADE BY CARF ON  
BEHALF OF MEMBER FAIRS

(2) PARI-MUTUEL COMMISSIONS PAID TO MEMBER FAIRS

(3) PROJECT FUNDING PAID TO MEMBER FAIRS

2000-2009

2000	2001	2002
(1) Pari-Mutuel Distributions 33,526,873	(1) Pari-Mutuel Distributions 32,682,669	(1) Pari-Mutuel Distributions 32,249,252
(2) Commissions 8,628,051	(2) Commissions 8,554,397	(2) Commissions 8,380,538
(3) Project Funding 783,623	(3) Project Funding 1,245,172	(3) Project Funding 1,428,383
<b>TOTAL 9,411,673</b>	<b>TOTAL 9,799,569</b>	<b>TOTAL 9,808,920</b>
2003	2004	2005
(1) Pari-Mutuel Distributions 31,928,107	(1) Pari-Mutuel Distributions 33,171,274	(1) Pari-Mutuel Distributions 29,430,938
(2) Commissions 8,112,371	(2) Commissions 8,110,285	(2) Commissions 7,224,756
(3) Project Funding 1,886,498	(3) Project Funding 1,416,899	(3) Project Funding 1,378,047
<b>TOTAL 9,998,870</b>	<b>TOTAL 9,527,183</b>	<b>TOTAL 8,602,802</b>
2006	2007	2008
(1) Pari-Mutuel Distributions 28,325,882	(1) Pari-Mutuel Distributions 31,018,063	(1) Pari-Mutuel Distributions 32,762,661
(2) Commissions 6,608,660	(2) Commissions 7,176,710	(2) Commissions 7,800,550
(3) Project Funding 1,235,505	(3) Project Funding 1,257,747	(3) Project Funding 686,199
<b>TOTAL 7,844,165</b>	<b>TOTAL 8,434,456</b>	<b>TOTAL 8,486,749</b>
2009	2000-2009	<p><b>\$316.6 Million</b> - Pari-Mutuel Distributions Made by CARF on behalf of Member Fairs</p> <p><b>\$78.1 Million</b> - Pari-Mutuel Commissions Paid by CARF to Member Fairs</p> <p><b>\$11.7 Million</b> - Project Funding Paid by CARF to Member Fairs</p>
(1) Pari-Mutuel Distributions 31,539,280	(1) Pari-Mutuel Distributions 316,634,998	
(2) Commissions 7,516,626	(2) Commissions 78,112,943	
(3) Project Funding 413,916	(3) Project Funding 11,731,989	
<b>TOTAL 7,930,543</b>	<b>TOTAL 406,479,930</b>	



# CALIFORNIA AUTHORITY OF RACING FAIRS

## PROJECT FUNDING & PARI-MUTUEL DISTRIBUTIONS

### SAN JOAQUIN COUNTY FAIR

(1) PARI-MUTUEL DISTRIBUTIONS MADE BY CARF ON  
BEHALF OF THE SAN JOAQUIN COUNTY FAIR

(2) PARI-MUTUEL COMMISSIONS PAID TO SAN JOAQUIN COUNTY FAIR

(3) PROJECT FUNDING PAID TO SAN JOAQUIN COUNTY FAIR

2000-2009

2000	2001	2002
(1) Pari-Mutuel Distributions 3,496,320	(1) Pari-Mutuel Distributions 3,530,282	(1) Pari-Mutuel Distributions 3,452,383
(2) Commissions to STK 988,339	(2) Commissions to STK 961,074.00	(2) Commissions to STK 952,308
(3) Project Funding to STK 96,824	(3) Project Funding to STK 336,240	(3) Project Funding to STK 93,162
TOTAL to Stockton 1,085,163	TOTAL to Stockton 1,297,314.00	TOTAL to Stockton 1,045,470
2003	2004	2005
(1) Pari-Mutuel Distributions 3,740,288	(1) Pari-Mutuel Distributions 3,745,764	(1) Pari-Mutuel Distributions 4,041,057
(2) Commissions to STK 973,510	(2) Commissions to STK 946,206	(2) Commissions to STK 1,070,779
(3) Project Funding to STK 326,063	(3) Project Funding to STK 259,479	(3) Project Funding to STK 141,507
TOTAL to Stockton 1,299,573	TOTAL to Stockton 1,205,685	TOTAL to Stockton 1,212,286
2006	2007	2008
(1) Pari-Mutuel Distributions 3,675,197	(1) Pari-Mutuel Distributions 5,564,460	(1) Pari-Mutuel Distributions 4,008,030
(2) Commissions to STK 905,268	(2) Commissions to STK 1,326,475	(2) Commissions to STK 941,626
(3) Project Funding to STK 147,832	(3) Project Funding to STK 124,455	(3) Project Funding to STK 49,605
TOTAL to Stockton 1,053,100	TOTAL to Stockton 1,450,930	TOTAL to Stockton 991,231
2009	2000-2009	<p><b>\$39.5 Million</b> - Pari-Mutuel Distributions Made by CARF on Behalf of San Joaquin County Fair</p> <p><b>\$10 Million</b> - Pari-Mutuel Commissions Paid by CARF to San Joaquin County Fair</p> <p><b>\$1.6 Million</b> - Project Funding Paid by CARF to San Joaquin County Fair</p>
(1) Pari-Mutuel Distributions 4,202,323	(1) Pari-Mutuel Distributions 39,456,104	
(2) Commissions to STK 933,664	(2) Commissions to STK 9,999,249	
(3) Project Funding to STK 45,250	(3) Project Funding to STK 1,620,417	
TOTAL to Stockton 978,914	TOTAL to Stockton 11,619,666	



	Stockton 2009	Stockton 2008	Stockton 2007	Stockton 2006	Stockton 2005	Stockton 2004	Stockton 2003	Stockton 2002	Stockton 2001	Stockton 2000
<b>REVENUE:</b>	<b>6/18-6/28</b>	<b>9/3-9/14</b>	<b>6/13-6/24</b>	<b>6/15-6/26</b>	<b>6/15-6/26</b>	<b>6/16-6/27</b>	<b>6/11-6/22</b>	<b>06/12 - 06/23</b>	<b>06/13 - 06/24</b>	<b>06/14 - 06/25</b>
Takeout	3,487,381	3,408,494	4,786,482	2,877,394	3,238,026	3,116,391	3,078,325	2,989,150	3,088,624	3,083,320
Programs	29,678	29,894	40,246	23,798	27,524	23,616	25,688	14,859	15,062	19,142
Overlap/Redistribute				204,301	227,457	206,109	240,767	254,418	249,522	227,994
Intra Outs/Refunds	27,569	29,384	43,847	16,283	17,096	16,454	15,784	11,467	15,343	10,461
Rights Fees	27,056	27,572	31,303	14,848	17,158	8,692	9,819	13,910	5,758	17,820
Misc Revenue	7,564	4,646	8,925	6,403	6,295	6,750	6,961	7,482	8,724	6,462
Supplemental Purses	83,460	52,700	85,120	167,855	70,220	122,712	164,395	78,190	142,767	117,776
Decoder Revenue	23,393	16,005	23,907	12,160	6,333	5,988	6,279	5,738	6,508	13,345
Share On Track Expenses	(1,781)	(1,890)	(1,847)	(1,915)	(1,657)	(3,479)	(1,563)	89	(189)	
AB509 International Los Alamitos					24,595					
Playfair/Claims/Other					3,169				(1,838)	
<b>ADW California &amp; Exports</b>	<b>518,003</b>	<b>441,225</b>	<b>546,477</b>	<b>354,071</b>	<b>404,840</b>	<b>242,531</b>	<b>193,834</b>	<b>77,080</b>		
<b>Total</b>	<b>4,202,323</b>	<b>4,008,030</b>	<b>5,564,460</b>	<b>3,675,197</b>	<b>4,041,057</b>	<b>3,745,764</b>	<b>3,740,288</b>	<b>3,452,383</b>	<b>3,530,282</b>	<b>3,496,320</b>
<b>DISTRIBUTED:</b>										
F&E Fund 19614d/License	166,484	155,497	235,565	150,744	170,797	175,975	181,230	181,522	187,983	196,857
Rfee License Fee	2,165	2,206	2,504	1,188	1,373	695	785	1,113	461	1,426
Commingle Guest O/S	884,099	783,211	1,091,075	692,891	805,915	693,461	644,391	524,732	568,624	467,109
Interstate Host	141,538	140,319	205,946	96,475	75,887	82,400	87,371	87,479	81,158	72,042
Location Fee	210,889	206,226	295,951	166,248	170,021	183,142	187,988	193,611	197,819	212,025
Promotion	42,417	43,119	61,537	34,291	35,217	37,892	38,913	40,053	41,187	43,841
City/County	38,593	37,984	55,720	32,750	34,793	37,037	38,311	39,106	39,996	41,882
Stabling/Vanning	127,250	123,966	176,920	80,583	82,760	89,047	91,445	70,092	72,077	76,722
Equine Lab	11,695	11,510	16,885	9,924	10,543	11,224	11,610	11,850	12,121	12,692
Owners	8,688	8,499	12,431	7,762	8,113	8,784	9,063	9,612	9,856	10,346
Breeders	61,110	59,891	87,448	51,449	54,928	57,253	58,695	59,134	60,375	62,673
Rfee Breeders	747	761	864	410	474	240	271	384	159	492
<b>ADW DISTRIBUTED:</b>										
DIR	1,077	906	1,208	789	914	548	448	2		
Equine	3,949	3,323	4,429	2,894	3,353	2,008	1,643	7		
Backstretch	5,924	4,984	6,643	4,342	5,029	3,011	2,464	1,033		
Location Fees	71,805	45,912	80,525	52,626	60,957	36,501	29,865	12,517		
Retirement Fund	10,768	9,056								
AB480		14,504								
Workers Comp (CA & Exports)	6,646	5,449	6,586	4,313	4,341	3,155				
Breeders (CA & Exports)	21,249	19,377	22,710	12,764	16,298	9,693	7,722	3,098		
License Fee on exports	2,084	2,028	1,199	1,004	1,248	836	650	153		
<b>MOVED TO PURSE ACCT</b>										
Purses Generated	559,075	575,803	785,288	504,061	612,638	568,087	576,015	588,335	602,479	616,726
Excess 6%	107,880	130,147	239,519	144,103	162,018	174,202	195,422	207,068	235,428	242,908
Rfees	12,072	12,303	13,967	6,625	7,656	3,878	4,381	6,207	2,569	7,951
Misc Revenue	3,782	2,323	4,463	3,202	3,147	3,375	3,480	3,741	4,362	3,231
Decoder Revenue	11,696	8,003	11,954	6,080	3,167	2,994	3,140	2,869	3,254	6,673
Intra Outs/Refunds	13,784	14,692	21,924	8,141	8,548	8,227	7,892	5,733	7,671	5,230
Ovrpmt/Track Comm	0	0	0	0	0	0	0	0	(85)	0
Supplemental	0	0	0	78,115	0	61,597	85,820	0	67,967	47,326
Performance	83,460	52,700	85,120	89,740	70,220	61,115	78,575	78,190	74,800	70,450
AB 701 W/C	40,462	37,387	53,215	35,132	41,644	41,263				
<b>ADW - Purses (CA &amp; Export)</b>	<b>196,781</b>	<b>167,826</b>	<b>212,366</b>	<b>138,430</b>	<b>157,188</b>	<b>93,846</b>	<b>75,886</b>	<b>30,270</b>		
<b>PAID TO TRACK:</b>										
Commissions Generated	474,055	498,951	676,360	433,449	530,201	499,608	512,258	534,187	549,936	571,568
Redistribute				77,599	95,181	78,017	90,314	98,903	97,517	90,410
Out of State	84,775	79,347	109,080	67,972	76,312	62,835	57,343	48,657	47,386	41,226
Excess 6%	107,880	130,147	239,519	144,103	162,018	174,202	195,422	207,068	235,428	242,908
RFees	12,072	12,303	13,967	6,625	7,656	3,878	4,381	6,207	2,569	7,951
Misc Revenue	3,782	2,323	4,463	3,202	3,147	3,375	3,480	3,741	4,362	3,231
Decoder Revenue	11,696	8,003	11,954	6,080	3,167	2,994	3,140	2,869	3,254	6,673
Intra Outs/Refunds	13,784	14,692	21,924	8,141	8,548	8,227	7,892	5,733	7,671	5,230
Simulcast Expense (ncot)	420,490	386,489	444,023	352,853	361,092	348,072	343,301	342,166	298,948	309,381
Track Programs	29,678	29,894	40,246	23,798	27,524	23,616	25,688	14,859	15,062	19,142
Ontrack Expenses	(1,781)	(1,890)	(1,847)	(1,915)	(1,657)	(3,479)	(1,563)	89	(189)	
<b>ADW - Track (CA &amp; Export)</b>	<b>197,721</b>	<b>167,859</b>	<b>210,810</b>	<b>136,909</b>	<b>155,511</b>	<b>92,930</b>	<b>75,152</b>			
Rounding Adjustment	0	1	0	0	2	4	4	4	(0)	0
Racing Audit Adj	0	0	0	(694)	3,169	0	0	(7)	(85)	0
Playfair/Claims/Other	(0)	0	0	0	0	0	0	29,997	(1,838)	0
	4,202,323	4,008,030	5,564,460	3,675,197	4,041,057	3,745,764	3,740,288	3,452,383	3,530,282	3,496,320
<b>Total Purses</b>	<b>1,028,994</b>	<b>1,001,184</b>	<b>1,427,815</b>	<b>1,013,629</b>	<b>1,066,225</b>	<b>1,018,584</b>	<b>1,030,612</b>	<b>922,413</b>	<b>998,446</b>	<b>1,000,496</b>
<b>Total Commissions</b>	<b>933,663</b>	<b>941,629</b>	<b>1,326,475</b>	<b>905,268</b>	<b>1,070,779</b>	<b>946,206</b>	<b>973,510</b>	<b>952,308</b>	<b>961,074</b>	<b>988,339</b>

# California Authority of Racing Fairs

## Cumulative Funding Disbursements to San Joaquin County Fair 2000-2009

	<u>2000</u>	<u>2001</u>	<u>2002</u>	<u>2003</u>	<u>2004</u>	<u>2005</u>	<u>2006</u>	<u>2007</u>	<u>2008</u>	<u>2009</u>	<u>TOTALS</u>
<b>Infotext Funds</b>											
	\$23,076										\$23,076
<b>LOU1 Area Enhancements</b>											\$0
<b>Equipment Replacement Fund</b>											
	\$998	\$1,990	\$47,912	\$90,813	\$5,618	\$11,326	\$6,782	\$9,830	\$4,355	\$0	\$179,625
<b>SWF upgrades</b>											
SWF upgrades	\$72,750										\$72,750
SWF Million alloc funds						\$59,121	\$3,300				\$62,421
<b>Backstretch Improvements</b>											
Restrooms 2000-2001 exp		\$149,764									\$149,764
Horsebarn restrooms		\$44,236									\$44,236
Restrooms		\$95,000									\$95,000
Tackrooms				\$190,000							\$190,000
Jock's room,masonry wall					\$208,611						\$208,611
SWF upgrades						\$25,811					\$25,811
Asphalt project							\$92,500				\$92,500
Grandstand painting,fencing								\$69,375			\$69,375
<b>Racetrack Maintenance</b>											
		\$45,250	\$45,250	\$45,250	\$45,250	\$45,250	\$45,250	\$45,250	\$45,250	\$45,250	\$407,250
Total Funding	\$96,824	\$336,240	\$93,162	\$326,063	\$259,479	\$141,507	\$147,832	\$124,455	\$49,605	\$45,250	\$1,620,419

# CALIFORNIA AUTHORITY OF RACING FAIRS

## PROJECT FUNDING & PARI-MUTUEL DISTRIBUTIONS

### ALAMEDA COUNTY FAIR

#### (1) PARI-MUTUEL DISTRIBUTIONS MADE BY CARF ON BEHALF OF THE ALAMEDA COUNTY FAIR

#### (2) PARI-MUTUEL COMMISSIONS PAID TO ALAMEDA COUNTY FAIR

#### (3) PROJECT FUNDING PAID TO ALAMEDA COUNTY FAIR

2000-2009

2000		2001		2002	
(1) Pari-Mutuel Distributions	7,451,826	(1) Pari-Mutuel Distributions	7,081,988	(1) Pari-Mutuel Distributions	6,878,892
(2) Commissions to PLN	1,937,518	(2) Commissions to PLN	1,844,663	(2) Commissions to PLN	1,752,821
(3) Project Funding to PLN	72,750	(3) Project Funding to PLN	243,627	(3) Project Funding to PLN	284,643
TOTAL to Pleasanton	2,010,268	TOTAL to Pleasanton	2,088,290	TOTAL to Pleasanton	2,037,464

2003		2004		2005	
(1) Pari-Mutuel Distributions	6,929,459	(1) Pari-Mutuel Distributions	7,320,151	(1) Pari-Mutuel Distributions	7,645,223
(2) Commissions to PLN	1,708,203	(2) Commissions to PLN	1,747,421	(2) Commissions to PLN	1,949,332
(3) Project Funding to PLN	337,744	(3) Project Funding to PLN	86,004	(3) Project Funding to PLN	329,497
TOTAL to Pleasanton	2,045,947	TOTAL to Pleasanton	1,833,425	TOTAL to Pleasanton	2,278,829

2006		2007		2008	
(1) Pari-Mutuel Distributions	7,186,185	(1) Pari-Mutuel Distributions	7,773,382	(1) Pari-Mutuel Distributions	6,848,934
(2) Commissions to PLN	1,668,428	(2) Commissions to PLN	1,861,089	(2) Commissions to PLN	1,605,554
(3) Project Funding to PLN	125,941	(3) Project Funding to PLN	88,579	(3) Project Funding to PLN	267,328
TOTAL to Pleasanton	1,794,369	TOTAL to Pleasanton	1,949,668	TOTAL to Pleasanton	1,872,882

2009	
(1) Pari-Mutuel Distributions	7,764,926
(2) Commissions to PLN	1,862,330
(3) Project Funding to PLN	68,110
TOTAL to Pleasanton	1,930,440

2000-2009	
(1) Pari-Mutuel Distributions	72,880,966
(2) Commissions to PLN	17,937,359
(3) Project Funding to PLN	1,904,223
TOTAL to Pleasanton	19,841,582

**\$72.9 Million** - Pari-Mutuel  
Distributions Made by CARF  
on Behalf of Alameda  
County Fair

**\$17.9 Million** - Pari-Mutuel  
Commissions Paid by CARF to  
Alameda County Fair

**\$1.9 Million** - Project Funding  
Paid by CARF to Alameda  
County Fair



	Pleasanton 2009 7/1-7/19	Pleasanton 2008 6/25-7/6	Pleasanton 2007 6/27-7/8	Pleasanton 2006 6/29-7/10	Pleasanton 2005 6/29-7/10	Pleasanton 2004 6/30-7/11	Pleasanton 2003 06/25 - 07/06	Pleasanton 2002 06/26 - 07/07	Pleasanton 2001 06/27 - 07/08	Pleasanton 2000 06/28 - 07/09
<b>REVENUE:</b>										
Takeout	6,616,654	5,952,373	6,813,405	6,406,893	6,772,674	6,665,986	6,409,654	6,515,611	6,879,911	7,242,171
Programs	45,828	38,506	47,858	42,273	48,239	53,839	56,462	31,187	33,325	36,248
Overlap/Redistribute										
Intra Outs/Refunds	47,742	70,209	48,501	45,689	35,971	37,601	54,045	48,930	51,713	34,870
Rights Fees	54,685	38,965	38,093	33,484	33,292	27,335	23,653	20,180	3,814	18,288
Misc Revenue	10,956	5,931	8,605	8,674	8,017	8,521	9,650	10,129	14,016	8,108
Supplemental Purses	130,040	80,000	104,825	116,000	84,160	71,560	88,025	91,465	87,350	95,100
Decoder Revenue	40,421	21,327	26,275	26,992	14,691	14,493	14,005	13,067	16,046	17,041
Share On Track Expenses	(2,899)	(1,942)	(2,630)	(2,608)	(673)	(5,468)	(2,830)	(1,059)	(1,123)	0
AB509 International Los Alamitos	0	0	0	0	42,575	0	0	0	0	0
Playfair/Claims/Other	0	0	0	0	0	0	8,814	0	(3,065)	0
<b>ADW California &amp; Exports</b>	<b>821,500</b>	<b>643,566</b>	<b>688,449</b>	<b>508,787</b>	<b>521,978</b>	<b>352,111</b>	<b>267,982</b>	<b>149,382</b>	<b>0</b>	<b>0</b>
<b>Total</b>	<b>7,764,926</b>	<b>6,848,934</b>	<b>7,773,382</b>	<b>7,186,185</b>	<b>7,560,924</b>	<b>7,225,978</b>	<b>6,929,459</b>	<b>6,878,892</b>	<b>7,081,988</b>	<b>7,451,826</b>
<b>DISTRIBUTED:</b>										
F&E Fund 19614d/License	79,870	294,938	340,039	319,526	343,737	351,152	351,023	372,203	399,496	429,086
F&E Recapture	8,137	0	0	0	0	0	0	0	0	0
CHRB Support	105,057	0	0	0	0	0	0	0	0	0
Rfee License Fee	0	3,117	3,047	2,679	2,663	2,187	1,892	1,614	305	1,463
Sec 19601.2(a)										
Commingle Guest O/S	1,724,173	1,603,504	1,712,943	1,695,068	1,626,359	1,613,430	1,467,177	1,282,740	1,260,039	1,414,375
Interstate Host	240,997	185,680	222,842	209,677	176,936	197,288	194,063	196,316	199,860	175,297
Location Fee	334,382	298,681	353,120	327,876	331,310	349,263	360,000	378,369	404,993	417,441
Promotion	71,160	65,047	78,512	71,932	74,148	76,674	79,069	83,557	89,624	91,678
City/County	71,850	65,411	76,768	70,968	75,291	76,766	78,058	83,193	89,436	93,170
Stabling/Vanning	213,480	187,011	225,722	169,041	174,248	180,185	185,812	146,224	156,844	160,437
Equine Lab	21,773	19,822	23,263	21,506	22,816	23,263	23,654	25,211	27,102	28,234
Owners	16,068	14,600	16,849	15,761	16,759	17,123	17,418	18,625	20,070	21,020
Breeders	118,130	103,725	121,403	111,873	117,496	119,824	120,547	127,288	135,756	141,326
Rfee Breeders	1,641	1,075	1,051	924	919	754	653	557	105	505
<b>ADW DISTRIBUTED:</b>										
DIR	1,634	1,284	1,484	1,132	1,177	773	613	4	0	0
Equine	5,992	4,709	5,441	4,150	4,317	2,834	2,249	13	0	0
Backstretch	8,989	7,063	8,161	6,225	6,476	4,251	3,373	1,980	0	0
Location Fees	108,953	85,613	98,926	75,449	78,493	51,530	40,887	23,996	0	0
Retirement Fund	16,334	12,830	0	0	0	0	0	0	0	0
AB480	0	0	0	0	0	0	0	0	0	0
Workers Comp (CA & Exports)	11,034	11,763	10,757	6,867	6,517	5,222	0	0	0	0
Breeders (CA & Exports)	32,358	25,442	27,625	18,019	20,391	14,029	10,578	5,887	0	0
License Fee on exports	0	4,216	2,378	1,933	1,945	1,848	1,068	296	0	0
F&E	179	0	0	0	0	0	0	0	0	0
CHRB Support	2,311	0	0	0	0	0	0	0	0	0
<b>MOVED TO PURSE ACCT</b>										
Purses Generated	1,177,574	1,040,170	1,197,423	1,125,047	1,317,666	1,221,859	1,180,660	1,282,759	1,385,550	1,458,827
License SB16	64,706	0	0	0	0	0	0	0	0	0
Overlap/Redistribute 19601.2(a)										
Excess 6%	202,867	233,130	307,307	264,842	273,971	306,279	326,327	353,658	406,164	426,992
Rfees	26,522	17,386	16,997	14,941	14,855	12,197	10,554	9,004	1,702	8,160
Misc Revenue	5,478	2,966	4,303	4,337	4,008	4,261	4,825	5,064	7,008	4,054
Decoder Revenue	20,211	10,663	13,138	13,496	7,346	7,246	7,002	6,533	8,023	8,521
Intra Outs/Refunds	23,871	35,104	24,250	22,844	17,985	18,801	27,022	24,465	25,856	17,435
Supplemental	0	0	0	0	0	0	0	0	0	0
Performance	130,040	80,000	104,825	116,000	84,160	71,560	88,025	91,465	87,350	95,100
AB 701 W/C	76,028	72,281	82,162	77,396	84,256	83,636	0	0	0	0
<b>ADW - Purses (CA &amp; Export)</b>	<b>319,140</b>	<b>246,701</b>	<b>268,494</b>	<b>198,953</b>	<b>202,789</b>	<b>136,637</b>	<b>105,325</b>	<b>59,017</b>	<b>0</b>	<b>0</b>
<b>PAID TO TRACK:</b>										
Commissions Generated	1,000,064	881,666	1,022,339	966,992	1,164,519	1,065,788	1,045,183	1,155,585	1,265,179	1,331,319
License SB16	64,706	0	0	0	0	0	0	0	0	0
Redistribute	0	0	0	0	0	0	0	0	0	0
Out of State	161,107	144,131	162,344	145,249	134,910	139,617	120,954	110,195	101,759	104,790
Excess 6%	202,867	233,130	307,307	264,842	273,971	306,279	326,327	353,658	406,164	426,992
RFees	26,522	17,386	16,997	14,941	14,855	12,197	10,554	9,004	1,702	8,160
Misc Revenue	5,478	2,966	4,303	4,337	4,008	4,261	4,825	5,064	7,008	4,054
Decoder Revenue	20,211	10,663	13,138	13,496	7,346	7,246	7,002	6,533	8,023	8,521
Intra Outs/Refunds	23,871	35,104	24,250	22,844	17,985	18,801	27,022	24,465	25,856	17,435
Simulcast Expense (ncot)	661,668	509,446	563,065	549,297	606,855	537,559	533,381	546,033	532,040	521,187
Track Programs	45,828	38,506	47,858	42,273	48,239	53,839	56,462	31,187	33,325	36,248
Ontrack Expenses	(2,899)	(1,942)	(2,630)	(2,608)	(673)	(5,468)	(2,830)	(1,059)	(1,123)	0
<b>ADW - Track (CA &amp; Export)</b>	<b>314,575</b>	<b>243,942</b>	<b>265,183</b>	<b>196,061</b>	<b>199,872</b>	<b>134,984</b>	<b>103,886</b>	<b>58,178</b>	<b>0</b>	<b>0</b>
Rounding Adjustment	(10)	1	0	0	1	4	4	11	(0)	0
Racing Audit Adj	0	0	0	0	0	0	0	0	(166)	0
Playfair/Claims/Other	0	0	0	0	0	0	8,814	0	(3,065)	0
	7,764,926	6,848,934	7,773,382	7,186,185	7,560,924	7,225,978	6,929,459	6,878,892	7,081,988	7,451,826
<b>Total Purses</b>	<b>2,046,437</b>	<b>1,738,401</b>	<b>2,018,898</b>	<b>1,837,857</b>	<b>2,007,036</b>	<b>1,862,475</b>	<b>1,749,741</b>	<b>1,831,966</b>	<b>1,921,653</b>	<b>2,019,088</b>
<b>Total Commissions</b>	<b>1,862,319</b>	<b>1,605,554</b>	<b>1,861,089</b>	<b>1,668,428</b>	<b>1,865,033</b>	<b>1,737,547</b>	<b>1,708,203</b>	<b>1,752,821</b>	<b>1,844,663</b>	<b>1,937,518</b>



# California Authority of Racing Fairs

## Cumulative Funding Disbursements to Alameda County Fair 2000-2009

	<u>2000</u>	<u>2001</u>	<u>2002</u>	<u>2003</u>	<u>2004</u>	<u>2005</u>	<u>2006</u>	<u>2007</u>	<u>2008</u>	<u>2009</u>	<u>TOTALS</u>
<b>Infotext Funds</b>											
											\$0
											\$5,000
<b>LOU1 Area Enhancements</b>					\$5,000						
<b>Equipment Replacement Fund</b>											
		\$94,386	\$118,803	\$37,937	\$2,606	\$32,783	\$7,851	\$15,799	\$15,359	\$22,860	\$348,384
<b>SWF upgrades</b>											
SWF upgrades	\$72,750										\$72,750
SWF Million alloc funds					\$33,148	\$42,991					\$76,139
<b>Backstretch Improvements</b>											
Bathroom upgrades		\$103,991									\$103,991
Horse Racks			\$83,513								\$83,513
Waste Water			\$37,077								\$37,077
Barn Roofs				\$254,557							\$254,557
Horse Barn						\$19,310					\$19,310
Barns Restroom						\$57,690					\$57,690
Paddock						\$131,474					\$131,474
Jockey Club House							\$72,840				\$72,840
Froehlich,Kow&Gong -TB study								\$27,530			\$27,530
Alameda Study									\$17,756		\$17,756
Main Well Capital Improvement									\$71,108		\$71,108
Hay Covers									\$19,853		\$19,853
Auxiliary Well/Bridal Path									\$92,157		\$92,157
Grandstand Lighting									\$5,845		\$5,845
<b>Racetrack Maintenance</b>											
		\$45,250	\$45,250	\$45,250	\$45,250	\$45,250	\$45,250	\$45,250	\$45,250	\$45,250	\$407,250
<b>Total Funding</b>	\$72,750	\$243,627	\$284,643	\$337,744	\$86,004	\$329,497	\$125,941	\$88,579	\$267,328	\$68,110	\$1,904,222



# CALIFORNIA AUTHORITY OF RACING FAIRS

## PROJECT FUNDING & PARI-MUTUEL DISTRIBUTIONS

### SOLANO COUNTY FAIR

(1) PARI-MUTUEL DISTRIBUTIONS MADE BY CARF ON  
BEHALF OF THE SOLANO COUNTY FAIR

(2) PARI-MUTUEL COMMISSIONS PAID TO SOLANO COUNTY FAIR  
(3) PROJECT FUNDING PAID TO SOLANO COUNTY FAIR  
2000-2009

2000	2001	2002
(1) Pari-Mutuel Distributions 7,010,390	(1) Pari-Mutuel Distributions 6,861,755	(1) Pari-Mutuel Distributions 6,420,624
(2) Commissions to SOL 1677620	(2) Commissions to SOL 1,686,812	(2) Commissions to SOL 1,593,131
(3) Project Funding to SOL 260,991	(3) Project Funding to SOL 48,121	(3) Project Funding to SOL 202,188
TOTAL to Vallejo 1938611	TOTAL to Vallejo 1,734,933	TOTAL to Vallejo 1,795,319
2003	2004	2005
(1) Pari-Mutuel Distributions 6,282,398	(1) Pari-Mutuel Distributions 6,699,461	(1) Pari-Mutuel Distributions 6,658,853
(2) Commissions to SOL 1,487,039	(2) Commissions to SOL 1,511,328	(2) Commissions to SOL 1,544,044
(3) Project Funding to SOL 286,410	(3) Project Funding to SOL 291,816	(3) Project Funding to SOL 80,995
TOTAL to Vallejo 1,773,449	TOTAL to Vallejo 1,803,144	TOTAL to Vallejo 1,625,039
2006	2007	2008
(1) Pari-Mutuel Distributions 6,249,389	(1) Pari-Mutuel Distributions 14,536,602	(1) Pari-Mutuel Distributions 5,842,714
(2) Commissions to SOL 1,423,819	(2) Commissions to SOL 3,230,587	(2) Commissions to SOL 1,329,792
(3) Project Funding to SOL 106,777	(3) Project Funding to SOL 146,413	(3) Project Funding to SOL 125,357
TOTAL to Vallejo 1,530,596	TOTAL to Vallejo 3,377,000	TOTAL to Vallejo 1,455,149
2009	2000-2009	<p><b>\$69.1 Million</b> - Pari-Mutuel Distributions Made by CARF on Behalf of Solano County Fair</p> <p><b>\$16.1 Million</b> - Pari-Mutuel Commissions Paid by CARF to Solano County Fair</p> <p><b>\$1.6 Million</b> - Project Funding Paid by CARF to Solano County Fair</p>
(1) Pari-Mutuel Distributions 2,556,790	(1) Pari-Mutuel Distributions 69,119,516	
(2) Commissions to SOL 595,478	(2) Commissions to SOL 16,079,650	
(3) Project Funding to SOL 68,217	(3) Project Funding to SOL 1,617,285	
TOTAL to Vallejo 663,695	TOTAL to Vallejo 17,696,935	



	Solano 2009	Solano 2008	Wine Country 2007	Solano 2006	Solano 2005	Solano 2004	Solano 2003	Solano 2002	Solano 2001	Solano 2000
<b>REVENUE:</b>	<b>7/22-7/26</b>	<b>7/9-7/21</b>	<b>7/11-8/6</b>	<b>7/13-7/25</b>	<b>7/13-7/25</b>	<b>7/14-7/26</b>	<b>07/9 - 07/20</b>	<b>07/10 - 07/21</b>	<b>07/11 - 07/23</b>	<b>07/12 - 07/24</b>
Takeout	2,142,336	5,052,154	12,865,483	5,529,972	5,944,774	6,189,122	5,803,102	5,975,648	6,659,189	6,799,475
Programs	16,704	40,144	91,564	41,424	46,239	51,777	55,186	64,516	37,205	38,435
Overlap/Redistribute										
Intra Outs/Refunds	45,422	33,963	73,888	46,518	32,233	29,149	36,274	94,089	31,398	32,287
Rights Fees	21,152	37,758	76,944	31,769	31,687	26,934	22,453	22,940	16,439	19,951
Misc Revenue	3,292	6,833	18,771	8,486	6,838	7,415	7,621	9,879	10,727	7,554
Supplemental Purses	43,920	76,780	220,235	118,900	87,930	76,790	89,525	94,950	95,175	101,100
Decoder Revenue	11,892	20,395	45,117	22,919	12,073	11,978	11,581	11,827	13,762	11,588
Share On Track Expenses	(1,196)	(2,216)	(4,862)	(2,041)	(1,777)	(6,012)	(1,923)	(288)	(235)	0
AB509 International Los Alamitos					20,039					
Playfair/Claims/Other	0	0	0	0	0	0	0	0	(1,905)	0
<b>ADW California &amp; Exports</b>	<b>273,268</b>	<b>576,903</b>	<b>1,149,462</b>	<b>451,442</b>	<b>478,817</b>	<b>312,308</b>	<b>259,120</b>	<b>147,063</b>	<b>0</b>	<b>0</b>
<b>Total</b>	<b>2,556,790</b>	<b>5,842,714</b>	<b>14,536,602</b>	<b>6,249,389</b>	<b>6,658,853</b>	<b>6,699,461</b>	<b>6,282,938</b>	<b>6,420,624</b>	<b>6,861,755</b>	<b>7,010,390</b>
<b>DISTRIBUTED:</b>										
F&E Fund 19614d/License	19,804	232,406	595,143	259,877	283,371	297,098	295,954	311,515	353,898	362,760
F&E Recapture	2,566	0	0	0	0	0	0	0	0	0
CHRB Support	33,129	0	0	0	0	0	0	0	0	0
Rfee License Fee	0	3,021	6,156	2,542	2,535	2,155	1,796	1,835	1,315	1,596
Sec 19601.2(a)										
Commingle Guest O/S	612,711	1,357,571	3,859,916	1,503,061	1,589,646	1,750,313	1,549,045	1,399,943	1,525,508	1,751,131
Interstate Host	70,256	174,325	391,337	176,847	158,016	158,863	158,809	175,225	167,381	130,305
Location Fee	120,945	301,309	656,678	323,026	330,889	341,836	338,914	371,678	412,320	400,753
Promotion	24,555	61,326	138,677	67,375	69,569	72,047	70,822	77,671	86,657	83,934
City/County	22,306	54,457	131,078	59,699	63,215	65,675	64,729	70,375	79,356	77,765
Stabling/Vanning	73,666	176,313	398,696	158,331	163,486	169,312	166,431	135,925	151,650	146,885
Equine Lab	6,760	16,502	39,722	18,091	19,156	19,902	19,615	21,326	24,047	23,566
Owners	4,916	12,031	29,283	13,470	14,265	14,898	14,660	16,190	18,040	18,074
Breeders	37,111	86,517	211,183	94,562	99,733	104,050	101,414	109,137	122,304	120,562
Rfee Breeders	635	1,042	2,124	877	875	743	620	633	454	551
<b>ADW DISTRIBUTED:</b>										
DIR	553	1,179	2,443	984	1,044	673	579	3	0	0
Equine	2,026	4,325	8,956	3,608	3,828	2,469	2,123	12	0	0
Backstretch	3,039	6,487	13,434	5,413	5,742	3,704	3,184	1,864	0	0
Location Fees	36,837	78,631	162,841	65,606	69,594	44,894	38,597	22,597	0	0
Retirement Fund	5,522	11,786	0	0	0	0	0	0	0	0
AB480	0	0	0	0	0	0	0	0	0	0
Workers Comp (CA & Exports)	4,347	9,502	17,554	6,313	6,513	4,950	0	0	0	0
Breeders (CA & Exports)	11,700	22,895	45,366	17,748	19,768	12,736	10,683	6,070	0	0
License Fee on exports	0	3,238	5,859	1,601	1,763	1,516	1,073	282	0	0
F&E	48	0	0	0	0	0	0	0	0	0
CHRB Support	617	0	0	0	0	0	0	0	0	0
<b>MOVED TO PURSE ACCT</b>										
Purses Generated	339,189	798,628	2,093,241	886,870	1,017,585	1,017,168	980,799	1,060,632	1,210,063	1,214,112
License SB16	20,404	0	0	0	0	0	0	0	0	0
Overlap/Redistribute 19601.2(a)										
Excess 6%	75,527	225,153	514,640	266,179	257,381	292,207	314,979	341,728	408,359	393,952
Rfees	10,259	16,847	34,332	14,175	14,139	12,018	10,018	10,236	7,335	8,902
Misc Revenue	1,646	3,417	9,385	4,243	3,419	3,708	3,811	4,939	5,364	3,777
Decoder Revenue	5,946	10,197	22,559	11,459	6,036	5,989	5,790	5,913	6,881	5,794
Intra Outs/Refunds	22,711	16,982	36,944	23,259	16,117	14,574	18,137	47,045	15,699	16,144
Supplemental	0	0	0	0	0	0	0	0	0	0
Performance	43,920	76,780	220,235	118,900	87,930	76,790	89,525	94,950	95,175	101,100
AB 701 W/C	26,275	59,789	158,769	68,067	75,033	80,809	0	0	0	0
<b>ADW - Purses (CA &amp; Export)</b>	<b>104,117</b>	<b>220,682</b>	<b>448,597</b>	<b>175,119</b>	<b>185,356</b>	<b>120,735</b>	<b>101,419</b>	<b>58,156</b>	<b>0</b>	<b>0</b>
<b>PAID TO TRACK:</b>										
Commissions Generated	282,277	677,771	1,735,807	757,190	882,457	868,795	852,989	939,472	1,084,075	1,076,838
License SB16	20,404	0	0	0	0	0	0	0	0	0
Redistribute	0	0	0	0	0	0	0	0	0	0
Out of State	56,738	123,318	345,807	132,881	134,823	147,641	126,591	121,493	124,074	133,779
Excess 6%	75,527	225,153	514,640	266,179	257,381	292,207	314,979	341,728	408,359	393,952
Rfees	10,259	16,847	34,332	14,175	14,139	12,018	10,018	10,236	7,335	8,902
Misc Revenue	1,646	3,417	9,385	4,243	3,419	3,708	3,811	4,939	5,364	3,777
Decoder Revenue	5,946	10,197	22,559	11,459	6,036	5,989	5,790	5,913	6,881	5,794
Intra Outs/Refunds	22,711	16,982	36,944	23,259	16,117	14,574	18,137	47,045	15,699	16,144
Simulcast Expense (ncot)	217,275	469,583	1,050,867	478,268	548,806	496,300	432,371	481,611	483,137	471,108
Track Programs	16,704	40,144	91,564	41,424	46,239	51,777	55,186	64,516	37,205	38,435
Ontrack Expenses	(1,196)	(2,216)	(4,862)	(2,041)	(1,777)	(6,012)	(1,923)	(288)	(235)	0
<b>ADW - Track (CA &amp; Export)</b>	<b>104,462</b>	<b>218,178</b>	<b>444,410</b>	<b>175,049</b>	<b>185,210</b>	<b>120,626</b>	<b>101,458</b>	<b>58,060</b>	<b>0</b>	<b>0</b>
Rounding Adjustment	(3)	1	1	0	1	4	4	18	(0)	0
Racing Audit Adj									(39)	
Playfair/Claims/Other	0	0	0	0	0	0	0	0	(1,905)	0
	2,556,790	5,842,714	14,536,602	6,249,389	6,658,853	6,699,461	6,282,938	6,420,624	6,861,755	7,010,390
<b>Total Purses</b>	<b>649,995</b>	<b>1,428,476</b>	<b>3,538,702</b>	<b>1,568,271</b>	<b>1,662,994</b>	<b>1,623,999</b>	<b>1,524,478</b>	<b>1,623,599</b>	<b>1,748,876</b>	<b>1,743,781</b>
<b>Total Commissions</b>	<b>595,475</b>	<b>1,329,792</b>	<b>3,230,587</b>	<b>1,423,819</b>	<b>1,544,044</b>	<b>1,511,328</b>	<b>1,487,039</b>	<b>1,593,131</b>	<b>1,686,812</b>	<b>1,677,620</b>

# California Authority of Racing Fairs

## Cumulative Funding Disbursements to Solano County Fair 2000-2009

	<u>2000</u>	<u>2001</u>	<u>2002</u>	<u>2003</u>	<u>2004</u>	<u>2005</u>	<u>2006</u>	<u>2007</u>	<u>2008</u>	<u>2009</u>	<u>TOTALS</u>
<b>LOU1 Area Enhancements</b>											
	\$184,998										\$184,998
<b>Equipment Replacement Fund</b>											
	\$3,243	\$2,871	\$225	\$1,669	\$67,983	\$2,294	\$567	\$544	\$437	\$22,967	\$102,801
<b>SWF upgrades</b>											
	\$72,750										\$72,750
<b>Backstretch Improvements</b>											
RV Spaces			\$31,407								\$31,407
Restroom/shower,stable area housing			\$125,306								\$125,306
Backstretch Electrical				\$23,338							\$23,338
Horsestall Footing				\$51,356							\$51,356
Horsebarn				\$164,797							\$164,797
Backstretch					\$71,982						\$71,982
Water/Sewer for Restrooms					\$54,923						\$54,923
Wash Racks/ Restrooms					\$51,678						\$51,678
Pumps/Stall repairs						\$9,287					\$9,287
Stall, drain, Jockey Kitchen						\$24,163					\$24,163
Froehlich, Kow & Gong Solano Study							\$16,739				\$16,739
Drainage, Electrical, Paving							\$44,220				\$44,220
Froehlich, Kow & Gong Solano Harness Study								\$29,029			\$29,029
Wash Rack repairs								\$32,499			\$32,499
Stall improvements/ Vanning & Stabling								\$39,092			\$39,092
Froehlich, Kow & Gong Solano Harness Study									\$1,000		\$1,000
Refurbished Jockey Kitchen, Racing patio									\$51,779		\$51,779
RV Electrical									\$26,891		\$26,891
<b>Racetrack Maintenance</b>											
		\$45,250	\$45,250	\$45,250	\$45,250	\$45,250	\$45,250	\$45,250	\$45,250	\$45,250	\$407,250
Total Funding	\$260,991	\$48,121	\$202,188	\$286,410	\$291,816	\$80,995	\$106,777	\$146,413	\$125,357	\$68,217	\$1,617,284

# CALIFORNIA AUTHORITY OF RACING FAIRS

## PROJECT FUNDING & PARI-MUTUEL DISTRIBUTIONS

### SONOMA COUNTY FAIR

#### (1) PARI-MUTUEL DISTRIBUTIONS MADE BY CARF ON BEHALF OF THE SONOMA COUNTY FAIR

#### (2) PARI-MUTUEL COMMISSIONS PAID TO SONOMA COUNTY FAIR

#### (3) PROJECT FUNDING PAID TO SONOMA COUNTY FAIR

2000-2009

2000	2001	2002
(1) Pari-Mutuel Distributions 8,406,206	(1) Pari-Mutuel Distributions 7,677,473	(1) Pari-Mutuel Distributions 7,862,315
(2) Commissions to SR 2,069,321	(2) Commissions to SR 1,958,593	(2) Commissions to SR 2,000,666
(3) Project Funding to SR 124,361	(3) Project Funding to SR 242,968	(3) Project Funding to SR 58,680
TOTAL to Santa Rosa 2,193,682	TOTAL to Santa Rosa 2,201,561	TOTAL to Santa Rosa 2,059,346
2003	2004	2005
(1) Pari-Mutuel Distributions 7,659,677	(1) Pari-Mutuel Distributions 8,215,653	(1) Pari-Mutuel Distributions 8,368,804
(2) Commissions to SR 1,947,818	(2) Commissions to SR 2,005,668	(2) Commissions to SR 2,001,137
(3) Project Funding to SR 296,127	(3) Project Funding to SR 79,878	(3) Project Funding to SR 425,613
TOTAL to Santa Rosa 2,243,945	TOTAL to Santa Rosa 2,085,546	TOTAL to Santa Rosa 2,426,750
2006	2007	2008
(1) Pari-Mutuel Distributions 8,150,674	(1) Pari-Mutuel Distributions 14,536,602	(1) Pari-Mutuel Distributions 7,457,266
(2) Commissions to SR 1,858,869	(2) Commissions to SR 3,230,587	(2) Commissions to SR 1,703,499
(3) Project Funding to SR 369,851	(3) Project Funding to SR 141,325	(3) Project Funding to SR 58,659
TOTAL to Santa Rosa 2,228,720	TOTAL to Santa Rosa 3,371,912	TOTAL to Santa Rosa 1,762,158
2009	2000-2009	<p><b>\$84.2 Million</b> - Pari-Mutuel Distributions Made by CARF on Behalf of Sonoma County Fair</p> <p><b>\$20.2 Million</b> - Pari-Mutuel Commissions Paid by CARF to Sonoma County Fair</p> <p><b>\$1.85 Million</b> - Project Funding Paid by CARF to Sonoma County Fair</p> <p>* Does not include \$1.5 Million loan from F&amp;E for Turf Course, facilitated by CARF.</p>
(1) Pari-Mutuel Distributions 5,894,507	(1) Pari-Mutuel Distributions 84,229,177	
(2) Commissions to SR 1,423,305	(2) Commissions to SR 20,199,463	
(3) Project Funding to SR 48,066	(3) Project Funding to SR 1,845,528	
TOTAL to Santa Rosa 1,471,371	TOTAL to Santa Rosa 22,044,991	



	Sonoma 2009	Sonoma 2008	Wine Country 2007	Sonoma 2006	Sonoma 2005	Sonoma 2004	Sonoma 2003	Sonoma 2002	Sonoma 2001	Sonoma 2000
<b>REVENUE:</b>	<b>7/29-8/9</b>	<b>7/23-8/4</b>	<b>7/11-8/6</b>	<b>7/27-8/8</b>	<b>7/27-8/8</b>	<b>7/28-8/9</b>	<b>07/23 - 08/04</b>	<b>07/24 - 08/05</b>	<b>07/25 - 08/06</b>	<b>07/26 - 08/07</b>
Takeout	5,049,966	6,564,091	12,865,483	7,322,068	7,592,913	7,551,129	7,120,965	7,419,739	7,453,611	8,176,076
Programs	35,006	43,622	91,564	45,355	51,321	57,869	63,443	71,064	37,487	38,941
Overlap/Redistribute										
Intra Outs/Refunds	48,600	50,945	73,888	39,483	44,380	81,790	41,852	46,497	41,284	45,334
Rights Fees	31,826	43,170	76,944	35,248	30,571	27,483	23,683	21,873	21,101	19,951
Misc Revenue	6,310	6,975	18,771	8,560	6,486	8,181	7,388	9,060	14,753	6,253
Supplemental Purses	91,460	89,910	220,235	133,550	93,760	78,045	98,400	101,780	95,700	94,350
Decoder Revenue	26,933	22,624	45,117	24,804	13,513	14,237	13,563	12,362	14,008	13,557
Share On Track Expenses	(2,257)	(2,600)	(4,862)	(2,548)	(652)	(2,828)	(2,694)	(1,019)	(471)	0
AB509 International Los Alamitos	0	0	0	0	0	0	0	0	0	0
Playfair/Claims/Other	0	0	0	0	0	0	0	0	0	11,745
<b>ADW California &amp; Exports</b>	<b>606,663</b>	<b>638,529</b>	<b>1,149,462</b>	<b>544,154</b>	<b>536,513</b>	<b>399,746</b>	<b>293,078</b>	<b>180,959</b>	<b>0</b>	<b>0</b>
<b>Total</b>	<b>5,894,507</b>	<b>7,457,266</b>	<b>14,536,602</b>	<b>8,150,674</b>	<b>8,368,804</b>	<b>8,215,653</b>	<b>7,659,677</b>	<b>7,862,315</b>	<b>7,677,473</b>	<b>8,406,206</b>
<b>DISTRIBUTED:</b>										
F&E Fund 19614d/License	60,961	314,852	595,143	354,959	387,143	392,407	390,506	402,535	422,477	443,831
F&E Recapture	6,148	0	0	0	0	0	0	0	0	0
CHRB Support	79,368	0	0	0	0	0	0	0	0	0
Rfee License Fee	0	3,454	6,156	2,820	2,446	2,199	1,895	1,750	1,688	1,596
Sec 19601.2(a)										
Commingle Guest O/S	1,389,318	1,895,791	3,859,916	2,167,955	1,975,991	1,899,695	1,584,994	1,713,735	1,591,091	2,113,290
Interstate Host	164,279	206,852	391,337	199,043	201,523	188,234	179,818	180,260	175,083	152,739
Location Fee	259,045	336,680	656,678	353,432	391,402	401,696	408,846	421,496	433,883	442,864
Promotion	53,667	69,921	138,677	75,762	84,002	85,730	87,003	89,810	91,941	93,443
City/County	53,795	68,989	131,078	75,997	84,083	85,178	86,435	88,745	91,923	93,861
Stabling/Vanning	160,999	201,023	398,696	178,041	197,404	201,466	204,457	157,168	160,897	163,526
Equine Lab	16,302	20,906	39,722	23,030	25,480	25,812	26,195	26,893	27,856	28,443
Owners	12,026	15,314	29,283	16,851	18,815	19,280	19,498	20,269	21,062	22,209
Breeders	88,992	110,473	211,183	121,314	132,394	133,104	133,125	137,060	141,172	145,292
Rfee Breeders	955	1,191	2,124	973	844	759	654	604	582	551
<b>ADW DISTRIBUTED:</b>										
DIR	1,215	1,285	2,443	1,157	1,155	871	653	4	0	0
Equine	4,455	4,711	8,956	4,241	4,235	3,192	2,394	15	0	0
Backstretch	6,683	7,067	13,434	6,362	6,352	4,788	3,592	2,251	0	0
Location Fees	80,100	85,245	162,841	77,113	76,997	58,042	43,535	27,286	0	0
Retirement Fund	12,142	12,842	0	0	0	0	0	0	0	0
AB480	902	417	0	0	0	0	0	0	0	0
Workers Comp (CA & Exports)	9,155	11,085	17,554	8,805	7,915	6,335	0	0	0	0
Breeders (CA & Exports)	23,826	25,080	45,366	20,847	20,596	15,331	11,270	7,102	0	0
License Fee on exports	0	4,673	5,859	2,775	2,864	1,924	1,370	516	0	0
F&E	156	0	0	0	0	0	0	0	0	0
CHRB Support	2,019	0	0	0	0	0	0	0	0	0
<b>MOVED TO PURSE ACCT</b>										
Purses Generated	876,691	1,103,532	2,093,241	1,272,383	1,378,609	1,376,209	1,355,759	1,425,172	1,467,908	1,552,936
License SB16	48,885	0	0	0	0	0	0	0	0	0
Overlap/Redistribute 19601.2(a)										
Excess 6%	188,173	269,886	514,640	297,570	336,486	372,552	391,340	406,051	427,934	455,163
Rfees	15,436	19,262	34,332	15,728	13,641	12,263	10,567	9,760	9,415	8,902
Misc Revenue	3,155	3,487	9,385	4,280	3,243	4,090	3,694	4,530	7,377	3,126
Decoder Revenue	13,467	11,312	22,559	12,402	6,756	7,118	6,781	6,181	7,004	6,778
Intra Outs/Refunds	24,300	25,472	36,944	19,742	22,190	40,895	20,926	23,248	20,642	22,667
Supplemental	0	0	0	0	0	0	0	0	0	0
Performance	91,460	89,910	220,235	133,550	93,760	78,045	98,400	101,780	95,700	94,350
AB 701 W/C	60,119	79,599	158,769	90,537	94,797	96,375	0	0	0	0
<b>ADW - Purses (CA &amp; Export)</b>	<b>234,367</b>	<b>244,411</b>	<b>448,597</b>	<b>212,848</b>	<b>209,489</b>	<b>155,546</b>	<b>115,788</b>	<b>72,375</b>	<b>0</b>	<b>0</b>
<b>PAID TO TRACK:</b>										
Commissions Generated	735,562	921,927	1,735,807	1,075,328	1,189,799	1,199,325	1,208,401	1,266,597	1,314,744	1,372,738
License SB16	48,885	0	0	0	0	0	0	0	0	0
Redistribute	0	0	0	0	0	0	0	0	0	0
Out of State	129,938	169,417	345,807	181,007	171,445	160,666	130,884	142,845	134,463	161,006
Excess 6%	188,173	269,886	514,640	297,570	336,486	372,552	391,340	406,051	427,934	455,163
RFees	15,436	19,262	34,332	15,728	13,641	12,263	10,567	9,760	9,415	8,902
Misc Revenue	3,155	3,487	9,385	4,280	3,243	4,090	3,694	4,530	7,377	3,126
Decoder Revenue	13,467	11,312	22,559	12,402	6,756	7,118	6,781	6,181	7,004	6,778
Intra Outs/Refunds	24,300	25,472	36,944	19,742	22,190	40,895	20,926	23,248	20,642	22,667
Simulcast Expense (ncot)	428,651	509,043	1,050,867	541,292	587,054	540,849	522,365	535,051	523,246	491,319
Track Programs	35,006	43,622	91,564	45,355	51,321	57,869	63,443	71,064	37,487	38,941
Ontrack Expenses	(2,257)	(2,600)	(4,862)	(2,548)	(652)	(2,828)	(2,694)	(1,019)	(471)	0
<b>ADW - Track (CA &amp; Export)</b>	<b>231,641</b>	<b>241,712</b>	<b>444,410</b>	<b>210,006</b>	<b>206,909</b>	<b>153,714</b>	<b>114,472</b>	<b>71,400</b>	<b>0</b>	<b>0</b>
Rounding Adjustment	(9)	0	1	0	1	4	3	9	0	0
Racing Audit Adj									(1)	
Playfair/Claims/Other	0	0	0	0	0	0	0	0	0	0
	5,894,507	7,457,266	14,536,602	8,150,674	8,368,804	8,215,653	7,659,677	7,862,315	7,677,473	8,406,206
<b>Total Purses</b>	<b>1,556,052</b>	<b>1,846,873</b>	<b>3,538,702</b>	<b>2,059,039</b>	<b>2,158,971</b>	<b>2,143,094</b>	<b>2,003,255</b>	<b>2,049,097</b>	<b>2,035,979</b>	<b>2,143,923</b>
<b>Total Commissions</b>	<b>1,423,297</b>	<b>1,703,499</b>	<b>3,230,587</b>	<b>1,858,869</b>	<b>2,001,137</b>	<b>2,005,668</b>	<b>1,947,818</b>	<b>2,000,666</b>	<b>1,958,593</b>	<b>2,069,321</b>

# California Authority of Racing Fairs

## Cumulative Funding Disbursements to Sonoma County Fair 2000-2009

	<u>2000</u>	<u>2001</u>	<u>2002</u>	<u>2003</u>	<u>2004</u>	<u>2005</u>	<u>2006</u>	<u>2007</u>	<u>2008</u>	<u>2009</u>	<u>TOTALS</u>
<b>Infotext Funds</b>											
							\$26,689	\$754	\$691		\$28,134
<b>LOUI Area Enhancements</b>	\$112,909					\$34,838					\$147,747
<b>Equipment Replacement Fund</b>	\$11,452	\$10,718	\$13,430	\$54,058	\$34,628	\$100,912	\$10,286	\$29,554	\$12,717	\$2,816	\$280,571
<b>SWF upgrades</b>											
SWF upgrades		\$37,000									\$37,000
SWF upgrades							\$35,750				\$35,750
SWF Million alloc funds							\$63,239				\$63,239
<b>Backstretch Improvements</b>											
Horsemen's Trailer Park upgrade		\$150,000									\$150,000
Trailer Park - Sonoma				\$107,740							\$107,740
New Fence				\$4,900							\$4,900
Tack Rooms				\$84,179							\$84,179
Turf Course at Sonoma						\$170,256					\$170,256
Turf Course tractor/mower						\$74,357					\$74,357
Grandstand ticket booth							\$50,000				\$50,000
Fire Sprinklers							\$15,000				\$15,000
Horsemen's Park							\$54,786				\$54,786
Trailer Lot							\$68,851				\$68,851
Turf Track Equipment								\$65,768			\$65,768
<b>Racetrack Maintenance</b>											
		\$45,250	\$45,250	\$45,250	\$45,250	\$45,250	\$45,250	\$45,250	\$45,250	\$45,250	\$407,250
<b>Total Funding</b>	\$124,361	\$242,968	\$58,680	\$296,127	\$79,878	\$425,613	\$369,851	\$141,325	\$58,659	\$48,066	\$1,845,528

NOTE: Does not include \$1.5 Million loan from F&E for Turf Course, facilitated by CARF May 2002.

# CALIFORNIA AUTHORITY OF RACING FAIRS

## PROJECT FUNDING & PARI-MUTUEL DISTRIBUTIONS

### HUMBOLDT COUNTY FAIR

(1) PARI-MUTUEL DISTRIBUTIONS MADE BY CARF ON  
BEHALF OF THE HUMBOLDT COUNTY FAIR

(2) PARI-MUTUEL COMMISSIONS PAID TO HUMBOLDT COUNTY FAIR

(3) PROJECT FUNDING PAID TO HUMBOLDT COUNTY FAIR

2000-2009

2000		2001		2002	
(1) Pari-Mutuel Distributions	730,266	(1) Pari-Mutuel Distributions	775,571	(1) Pari-Mutuel Distributions	792,123
(2) Commissions to FER	219,351	(2) Commissions to FER	241,349	(2) Commissions to FER	248,051
(3) Project Funding to FER	136,518	(3) Project Funding to FER	41,188	(3) Project Funding to FER	240,899
TOTAL to Ferndale	355,869	TOTAL to Ferndale	282,537	TOTAL to Ferndale	488,950

2003		2004		2005	
(1) Pari-Mutuel Distributions	732,397	(1) Pari-Mutuel Distributions	812,600	(1) Pari-Mutuel Distributions	874,193
(2) Commissions to FER	230,333	(2) Commissions to FER	237,687	(2) Commissions to FER	258,095
(3) Project Funding to FER	28,588	(3) Project Funding to FER	55,296	(3) Project Funding to FER	107,250
TOTAL to Ferndale	258,921	TOTAL to Ferndale	292,983	TOTAL to Ferndale	365,345

2006		2007		2008	
(1) Pari-Mutuel Distributions	879,482	(1) Pari-Mutuel Distributions	941,483	(1) Pari-Mutuel Distributions	918,309
(2) Commissions to FER	237,112	(2) Commissions to FER	259,682	(2) Commissions to FER	219,455
(3) Project Funding to FER	27,250	(3) Project Funding to FER	516,625	(3) Project Funding to FER	27,250
TOTAL to Ferndale	264,362	TOTAL to Ferndale	776,307	TOTAL to Ferndale	246,705

2009		2000-2009	
(1) Pari-Mutuel Distributions	1,132,348	(1) Pari-Mutuel Distributions	8,588,772
(2) Commissions to FER	257,631	(2) Commissions to FER	2,408,746
(3) Project Funding to FER	27,250	(3) Project Funding to FER	1,208,114
TOTAL to Ferndale	284,881	TOTAL to Ferndale	3,616,860

**\$8.6 Million** - Pari-Mutuel  
Distributions Made by CARF  
on Behalf of Humboldt  
County Fair

**\$2.4 Million** - Pari-Mutuel  
Commissions Paid by CARF to  
Humboldt County Fair

**\$1.2 Million** - Project Funding  
Paid by CARF to Humboldt  
County Fair





	Humboldt 2009	Humboldt 2008	Humboldt 2007	Humboldt 2006	Humboldt 2005	Humboldt 2004	Humboldt 2003	Humboldt 2002	Humboldt 2001	Humboldt 2000
<b>REVENUE:</b>	8/14-8/23	8/7-8/17	8/9-8/19	8/11-8/21	8/11-8/21	8/12-8/22	08/07 - 08/17	08/08 - 08/18	08/09 - 08/19	08/10 - 08/20
Takeout	630,844	474,484	449,077	416,404	445,820	425,029	399,761	514,038	500,203	471,640
Programs	0	0	0	0	0	0	0	0	0	0
Overlap/Redistribute	55,616	77,538	86,759	86,706	91,563	89,770	92,140	99,899	97,496	93,629
Intra Outs/Refunds	0	0	0	0	0	0	0	0	0	0
Rights Fees	0	0	0	0	2,500	0	0	0	0	0
Misc Revenue	2,128	2,414	3,679	3,586	3,717	2,404	2,408	2,480	6,017	477
Supplemental Purses	259,758	240,937	239,813	257,695	218,133	208,234	179,850	169,802	171,988	164,522
Decoder Revenue	1,647	0	0	0	0	0	0	0	0	0
Share On Track Expenses	(1,191)	(1,327)	(1,180)	(1,115)	(865)	(3,074)	(834)	(141)	(133)	0
AB509 International Los Alamitos	0	0	0	0	0	0	0	0	0	0
Playfair/Claims/Other	0	0	0	0	0	0	4,911	0	0	0
<b>ADW California &amp; Exports</b>	<b>183,547</b>	<b>124,263</b>	<b>163,334</b>	<b>116,206</b>	<b>113,325</b>	<b>90,237</b>	<b>54,161</b>	<b>6,045</b>	<b>0</b>	<b>0</b>
<b>Total</b>	<b>1,132,348</b>	<b>918,309</b>	<b>941,483</b>	<b>879,482</b>	<b>874,193</b>	<b>812,600</b>	<b>732,397</b>	<b>792,123</b>	<b>775,571</b>	<b>730,266</b>
<b>DISTRIBUTED:</b>										
F&E Fund 19614d/License	16,328	24,068	27,162	25,392	28,337	27,869	26,769	32,663	32,985	32,070
F&E Recapture	709	0	0	0	0	0	0	0	0	0
CHRB Support	9,155	0	0	0	0	0	0	0	0	0
Rfee License Fee	0	0	0	0	200	0	0	0	0	0
Sec 19601.2(a)										
Commingle Guest O/S	173,294	122,864	52,126	42,545	28,651	13,135	10,596	37,732	22,108	3,256
Interstate Host	8,958	0	0	0	0	0	0	0	0	0
Location Fee	24,283	16,601	21,250	20,317	24,013	25,293	23,270	30,912	31,862	30,963
Promotion	4,863	3,320	4,250	4,063	4,802	5,059	4,654	6,182	6,372	6,193
City/County	6,528	5,128	6,098	5,752	6,520	6,480	6,252	7,505	7,682	7,544
Stabling/Vanning	14,588	9,546	12,219	9,549	11,286	11,888	10,937	10,819	11,152	10,837
Equine Lab	1,978	1,554	1,848	1,743	1,976	1,964	1,895	2,274	2,328	2,286
Owners	1,626	1,493	1,661	1,588	1,848	1,917	1,918	2,252	2,339	2,292
Breeders	10,945	7,956	9,016	8,422	9,387	9,087	8,677	10,699	10,776	10,366
Rfee Breeders	0	0	0	0	69	0	0	0	0	0
<b>ADW DISTRIBUTED:</b>										
DIR	374	252	350	254	251	208	123	0	0	0
Equine	1,373	922	1,284	930	921	761	451	0	0	0
Backstretch	2,059	1,383	1,926	1,395	1,382	1,142	676	57	0	0
Location Fees	18,872	12,718	21,946	16,908	16,745	13,838	8,194	697	0	0
Retirement Fund	3,740	2,513	0	0	0	0	0	0	0	0
AB480	6,088	4,048	1,399	0	0	0	0	0	0	0
Workers Comp (CA & Exports)	2,774	1,997	2,551	1,672	1,561	1,179	0	0	0	0
Breeders (CA & Exports)	5,084	3,547	4,698	3,628	3,340	2,587	1,638	189	0	0
License Fee on exports	0	741	678	372	345	181	124	76	0	0
F&E	28	0	0	0	0	0	0	0	0	0
CHRB Support	359	0	0	0	0	0	0	0	0	0
<b>MOVED TO PURSE ACCT</b>										
Purses Generated	134,694	114,880	124,006	117,310	127,540	122,188	119,605	142,076	140,415	138,415
License SB16	5,638	0	0	0	0	0	0	0	0	0
Overlap/Redistribute 19601.2(a)										
Excess 6%	(4,340)	(15,357)	(9,797)	(7,642)	(2,104)	(2,986)	(3,649)	6,384	4,379	(9,044)
Rfees	0	0	0	0	1,116	0	0	0	0	0
Misc Revenue	1,064	1,207	1,840	1,793	1,859	1,202	1,204	1,240	3,008	238
Decoder Revenue	824	0	0	0	0	0	0	0	0	0
Intra Outs/Refunds	0	0	0	0	0	0	0	0	0	0
Supplemental	218,418	203,667	187,918	199,895	176,173	179,494	144,325	122,692	130,013	130,772
Performance	41,340	37,270	51,895	57,800	41,960	28,740	35,525	47,110	41,975	33,750
AB 701 W/C	8,523	6,993	6,625	5,980	6,570	6,060	0	0	0	0
<b>ADW - Purses (CA &amp; Export)</b>	<b>72,933</b>	<b>49,024</b>	<b>65,505</b>	<b>46,469</b>	<b>45,104</b>	<b>35,780</b>	<b>21,775</b>	<b>2,542</b>	<b>0</b>	<b>0</b>
<b>PAID TO TRACK:</b>										
Commissions Generated	109,079	97,390	111,872	107,283	119,087	116,108	114,014	133,603	134,410	134,156
License SB16	5,638	0	0	0	0	0	0	0	0	0
Redistribute	55,616	77,538	86,759	86,706	91,563	89,770	92,140	99,899	97,496	93,629
Out of State	21,081	12,886	7,192	5,509	3,766	2,103	1,366	4,583	2,189	372
Excess 6%	(4,340)	(15,357)	(9,797)	(7,642)	(2,104)	(2,986)	(3,649)	6,384	4,379	(9,044)
RFees	0	0	0	0	1,116	0	0	0	0	0
Misc Revenue	1,064	1,207	1,840	1,793	1,859	1,202	1,204	1,240	3,008	238
Decoder Revenue	824	0	0	0	0	0	0	0	0	0
Intra Outs/Refunds	0	0	0	0	0	0	0	0	0	0
Simulcast Expense (ncot)	81,619	80,518	83,346	76,236	76,247	81,850	77,106	79,970	86,828	110,977
Track Programs	0	0	0	0	0	0	0	0	0	0
Ontrack Expenses	(1,191)	(1,327)	(1,180)	(1,115)	(865)	(3,074)	(834)	(141)	(133)	0
<b>ADW - Track (CA &amp; Export)</b>	<b>69,862</b>	<b>47,118</b>	<b>62,997</b>	<b>44,797</b>	<b>43,675</b>	<b>34,561</b>	<b>21,179</b>	<b>2,483</b>	<b>0</b>	<b>0</b>
Rounding Adjustment	(2)	(0)	(0)	(218)	(0)	2	2	0	0	0
Racing Audit Adj	0	0	0	0	0	0	0	0	0	0
Playfair/Claims/Other	0	0	0	0	0	0	4,911	0	0	0
	1,132,348	918,309	941,483	879,482	874,193	812,600	732,397	792,123	775,571	730,266
<b>Total Purses</b>	<b>479,093</b>	<b>397,684</b>	<b>427,992</b>	<b>421,604</b>	<b>398,217</b>	<b>370,477</b>	<b>318,786</b>	<b>322,043</b>	<b>319,790</b>	<b>294,131</b>
<b>Total Commissions</b>	<b>257,629</b>	<b>219,455</b>	<b>259,682</b>	<b>237,112</b>	<b>258,095</b>	<b>237,687</b>	<b>230,333</b>	<b>248,051</b>	<b>241,349</b>	<b>219,351</b>



# California Authority of Racing Fairs

## Cumulative Funding Disbursements to Humboldt County Fair 2000-2009

	<u>2000</u>	<u>2001</u>	<u>2002</u>	<u>2003</u>	<u>2004</u>	<u>2005</u>	<u>2006</u>	<u>2007</u>	<u>2008</u>	<u>2009</u>	<u>TOTALS</u>
<b>Infotext Funds</b>											
											\$0
<b>LOU1 Area Enhancements</b>	\$136,518										\$136,518
<b>Backstretch Improvements</b>											
Showers - backstretch		\$13,938									\$13,938
Backstretch Restrooms			\$213,649								\$213,649
Restroom - CCA project				\$1,338							\$1,338
RV Lot gravel					\$13,016						\$13,016
Horse Stalls, Paint					\$15,030						\$15,030
Grandstand Restroom						\$80,000					\$80,000
Jockey Quarters								\$489,375			\$489,375
<b>Racetrack Maintenance</b>		\$27,250	\$27,250	\$27,250	\$27,250	\$27,250	\$27,250	\$27,250	\$27,250	\$27,250	\$245,250
<b>Total Funding</b>	\$136,518	\$41,188	\$240,899	\$28,588	\$55,296	\$107,250	\$27,250	\$516,625	\$27,250	\$27,250	\$1,208,115

# CALIFORNIA AUTHORITY OF RACING FAIRS

## PROJECT FUNDING & PARI-MUTUEL DISTRIBUTIONS

### CALIFORNIA STATE FAIR

(1) PARI-MUTUEL DISTRIBUTIONS MADE BY CARF ON  
BEHALF OF THE CALIFORNIA STATE FAIR

(2) PARI-MUTUEL COMMISSIONS PAID TO CALIFORNIA STATE FAIR

(3) PROJECT FUNDING PAID TO CALIFORNIA STATE FAIR

2000-2009

2000	2001	2002
(1) Pari-Mutuel Distributions 4,872,547	(1) Pari-Mutuel Distributions 5,134,085	(1) Pari-Mutuel Distributions 5,167,046
(2) Commissions to SAC 1,331,899	(2) Commissions to SAC 1,402,777	(2) Commissions to SAC 1,409,929
(3) Project Funding to SAC 90,405	(3) Project Funding to SAC 273,638	(3) Project Funding to SAC 215,559
TOTAL to Sacramento 1,422,304	TOTAL to Sacramento 1,676,415	TOTAL to Sacramento 1,625,488
2003	2004	2005
(1) Pari-Mutuel Distributions 4,885,429	(1) Pari-Mutuel Distributions 4,840,756	(1) Pari-Mutuel Distributions 20,588
(2) Commissions to SAC 1,315,074	(2) Commissions to SAC 1,251,551	(2) Commissions to SAC 10,294
(3) Project Funding to SAC 203,591	(3) Project Funding to SAC 360,318	(3) Project Funding to SAC 70,644
TOTAL to Sacramento 1,518,665	TOTAL to Sacramento 1,611,869	TOTAL to Sacramento 80,938
2006	2007	2008
(1) Pari-Mutuel Distributions 0	(1) Pari-Mutuel Distributions 0	(1) Pari-Mutuel Distributions 5,208,448
(2) Commissions to SAC 0	(2) Commissions to SAC 0	(2) Commissions to SAC 1,299,776
(3) Project Funding to SAC 217,544	(3) Project Funding to SAC 45,250	(3) Project Funding to SAC 95,250
TOTAL to Sacramento 217,544	TOTAL to Sacramento 45,250	TOTAL to Sacramento 1,395,026
2009	2000-2009	<p><b>\$35.5 Million</b> - Pari-Mutuel Distributions Made by CARF on Behalf of California State Fair</p> <p><b>\$9.4 Million</b> - Pari-Mutuel Commissions Paid by CARF to California State Fair</p> <p><b>\$1.67 Million</b> - Project Funding Paid by CARF to California State Fair</p>
(1) Pari-Mutuel Distributions 5,354,391	(1) Pari-Mutuel Distributions 35,483,290	
(2) Commissions to SAC 1,352,635	(2) Commissions to SAC 9,373,935	
(3) Project Funding to SAC 96,511	(3) Project Funding to SAC 1,668,710	
TOTAL to Sacramento 1,449,146	TOTAL to Sacramento 11,042,645	



	Sacramento 2009 8/26-9/7	Sacramento 2008 8/20-9/1	Sacramento 2007 0.00	Sacramento 2006 0.00	Sacramento 2005 0.00	Sacramento 2004 8/25-9/6	Sacramento 2003 08/20 - 09/01	Sacramento 2002 08/21 - 09/02	Sacramento 2001 08/22 - 09/03	Sacramento 2000 08/23 - 09/04
<b>REVENUE:</b>										
Takeout	4,471,395	4,449,224	0	0	0	4,028,513	4,177,602	4,409,780	4,627,376	4,440,465
Programs	36,714	39,140	0	0	0	31,542	35,963	41,325	21,310	21,348
Overlap/Redistribute						234,204	249,643	276,247	278,424	265,067
Intra Outs/Refunds	47,481	0	0	0	20,588	21,007	27,818	25,738	26,137	24,585
Rights Fees	14,018	34,100	0	0	0	15,838	16,659	14,885	12,969	19,634
Misc Revenue	5,635	5,334	0	0	0	3,372	5,125	5,511	7,658	3,957
Supplemental Purses	84,640	65,200	0	0	0	172,858	156,213	252,674	152,566	80,999
Decoder Revenue	29,457	20,833	0	0	0	8,302	9,032	7,675	8,543	8,147
Share On Track Expenses	(2,021)	(2,145)	0	0	0	(2,920)	(1,426)	(215)	(898)	0
AB509 International Los Alamitos	0	0	0	0	0	0	0	0	0	0
Playfair/Claims/Other	0	0	0	0	0	30,393	0	0	0	8,346
<b>ADW California &amp; Exports</b>	<b>667,071</b>	<b>596,762</b>	<b>0</b>	<b>0</b>	<b>0</b>	<b>297,647</b>	<b>208,801</b>	<b>133,427</b>	<b>0</b>	<b>0</b>
<b>Total</b>	<b>5,354,391</b>	<b>5,208,448</b>	<b>0</b>	<b>0</b>	<b>20,588</b>	<b>4,840,757</b>	<b>4,885,429</b>	<b>5,167,046</b>	<b>5,134,085</b>	<b>4,872,547</b>
<b>DISTRIBUTED:</b>										
F&E Fund 19614d/License	40,628	225,513	0	0	0	223,081	234,780	256,867	270,607	252,622
F&E Recapture	5,868	0	0	0	0	0	0	0	0	0
CHRB Support	75,753	0	0	0	0	0	0	0	0	0
Rfee License Fee	0	2,728	0	0	0	1,267	1,333	1,191	1,037	1,571
Sec 19601.2(a)										
Commingle Guest O/S	932,420	769,015	0	0	0	813,115	845,983	818,344	910,650	973,407
Interstate Host	183,726	196,102	0	0	0	112,786	124,689	118,497	111,912	94,251
Location Fee	270,348	284,724	0	0	0	236,275	249,264	274,152	279,182	262,124
Promotion	58,053	61,868	0	0	0	50,403	53,100	58,123	59,796	55,701
City/County	52,874	56,331	0	0	0	49,021	51,817	56,409	58,380	54,143
Stabling/Vanning	174,158	177,871	0	0	0	118,447	124,785	101,714	104,644	97,478
Equine Lab	16,023	17,070	0	0	0	14,855	15,702	17,094	17,691	16,408
Owners	11,741	12,541	0	0	0	11,398	12,029	13,548	13,926	13,270
Breeders	85,581	86,832	0	0	0	75,419	79,663	85,688	88,825	82,614
Rfee Breeders	421	941	0	0	0	437	460	411	358	542
<b>ADW DISTRIBUTED:</b>										
DIR	1,396	1,284	0	0	0	678	478	3	0	0
Equine	5,119	4,707	0	0	0	2,487	1,753	11	0	0
Backstretch	7,679	7,061	0	0	0	3,730	2,630	1,652	0	0
Location Fees	70,406	64,795	0	0	0	45,209	31,873	20,021	0	0
Retirement Fund	13,950	12,830	0	0	0	0	0	0	0	0
AB480	22,672	20,789	0	0	0	0	0	0	0	0
Workers Comp (CA & Exports)	9,959	8,901	0	0	0	4,162	0	0	0	0
Breeders (CA & Exports)	28,316	23,109	0	0	0	11,688	8,136	5,262	0	0
License Fee on exports	0	1,893	0	0	0	852	811	480	0	0
F&E	92	0	0	0	0	0	0	0	0	0
CHRB Support	1,185	0	0	0	0	0	0	0	0	0
<b>MOVED TO PURSE ACCT</b>										
Purses Generated	774,855	792,321	0	0	0	762,043	798,522	872,477	911,645	859,102
License SB16	46,657	0	0	0	0	0	0	0	0	0
Overlap/Redistribute 19601.2(a)						30,393				
Excess 6%	195,786	217,355	0	0	0	222,013	264,115	295,836	321,960	303,998
Rfees	6,799	15,216	0	0	0	7,067	7,433	6,642	5,787	8,761
Misc Revenue	2,818	2,667	0	0	0	1,686	2,563	2,755	3,829	1,978
Decoder Revenue	14,728	10,416	0	0	0	4,151	4,516	3,837	4,271	4,073
Intra Outs/Refunds	23,741	0	0	0	10,294	10,504	13,909	12,869	13,068	12,293
Supplemental	0	0	0	0	0	99,748	68,788	150,894	57,291	1,549
Performance	84,640	65,200	0	0	0	73,110	87,425	101,780	95,275	79,450
AB 701 W/C	50,928	49,129	0	0	0	50,556	0	0	0	0
<b>ADW - Purses (CA &amp; Export)</b>	<b>253,224</b>	<b>226,149</b>	<b>0</b>	<b>0</b>	<b>0</b>	<b>114,986</b>	<b>81,917</b>	<b>53,253</b>	<b>0</b>	<b>0</b>
<b>PAID TO TRACK:</b>										
Commissions Generated	676,176	707,428	0	0	0	679,273	711,814	790,931	825,042	772,871
License SB16	46,657	0	0	0	0	0	0	0	0	0
Redistribute	0	0	0	0	0	108,580	116,035	129,102	130,276	127,283
Out of State	98,165	84,454	0	0	0	75,799	78,950	74,102	78,051	79,295
Excess 6%	195,786	217,355	0	0	0	222,013	264,115	295,836	321,960	303,998
Rfees	6,799	15,216	0	0	0	7,067	7,433	6,642	5,787	8,761
Misc Revenue	2,818	2,667	0	0	0	1,686	2,563	2,755	3,829	1,978
Decoder Revenue	14,728	10,416	0	0	0	4,151	4,516	3,837	4,271	4,073
Intra Outs/Refunds	23,741	0	0	0	10,294	10,504	13,909	12,869	13,068	12,293
Simulcast Expense (ncot)	479,221	493,313	0	0	0	437,640	401,881	427,307	401,171	365,314
Track Programs	36,714	39,140	0	0	0	31,542	35,963	41,325	21,310	21,348
Ontrack Expenses	(2,021)	(2,145)	0	0	0	(2,920)	(1,426)	(215)	(898)	0
<b>ADW - Track (CA &amp; Export)</b>	<b>253,074</b>	<b>225,244</b>	<b>0</b>	<b>0</b>	<b>0</b>	<b>113,852</b>	<b>81,200</b>	<b>52,739</b>	<b>0</b>	<b>0</b>
Rounding Adjustment	(7)	1	0	0	0	4	3	6	0	0
Racing Audit Adj	0	0	0	0	0	0	0	0	80	(0)
Playfair/Claims/Other	0	0	0	0	0	0	0	0	0	0
	5,354,391	5,208,448	0	0	20,588	4,840,757	4,885,429	5,167,046	5,134,085	4,872,547
<b>Total Purses</b>	<b>1,454,175</b>	<b>1,378,454</b>	<b>0</b>	<b>0</b>	<b>10,294</b>	<b>1,376,256</b>	<b>1,329,187</b>	<b>1,500,343</b>	<b>1,413,127</b>	<b>1,271,203</b>
<b>Total Commissions</b>	<b>1,352,628</b>	<b>1,299,776</b>	<b>0</b>	<b>0</b>	<b>10,294</b>	<b>1,251,551</b>	<b>1,315,074</b>	<b>1,409,929</b>	<b>1,402,777</b>	<b>1,331,899</b>

# California Authority of Racing Fairs

## Cumulative Funding Disbursements to California Exposition & State Fair 2000-2009

	<u>2000</u>	<u>2001</u>	<u>2002</u>	<u>2003</u>	<u>2004</u>	<u>2005</u>	<u>2006</u>	<u>2007</u>	<u>2008</u>	<u>2009</u>	<u>TOTALS</u>
<b>Infotext Funds</b>											
											\$0
											\$0
<b>LOU1 Area Enhancements</b>											
<b>Equipment Replacement Fund</b>											
	\$36,794	\$33,000	\$57,559	\$137,230	\$30,068	\$25,394	\$3,903	\$0	\$0	\$0	\$323,946
<b>SWF upgrades</b>											
SWF upgrades	\$53,611	\$3,389	\$15,750								\$72,750
SWF Million alloc funds							\$75,891				\$75,891
<b>Backstretch Improvements</b>											
Backstretch Restrooms		\$192,000									\$192,000
Car wash/Holding Pen			\$23,921								\$23,921
Washracks,security lighting,tackroom			\$73,079								\$73,079
Timing System				\$21,111							\$21,111
ADA Restroom					\$144,001						\$144,001
Tack Room					\$137,924						\$137,924
Restrooms					\$3,074						\$3,074
Horsemen Trailer Park							\$92,500				\$92,500
Grandstand Flooring, Clubhouse									\$50,000		\$50,000
Roof/Railing											
ADA Barn "P" Restroom>Showers										\$51,261	\$51,261
<b>Racetrack Maintenance</b>											
		\$45,250	\$45,250	\$45,250	\$45,250	\$45,250	\$45,250	\$45,250	\$45,250	\$45,250	\$407,250
<b>Total Funding</b>	\$90,405	\$273,638	\$215,559	\$203,591	\$360,318	\$70,644	\$217,544	\$45,250	\$95,250	\$96,511	\$1,668,709

# CALIFORNIA AUTHORITY OF RACING FAIRS

## PROJECT FUNDING & PARI-MUTUEL DISTRIBUTIONS

### BIG FRESNO FAIR

(1) PARI-MUTUEL DISTRIBUTIONS MADE BY CARF ON  
BEHALF OF THE BIG FRESNO FAIR

(2) PARI-MUTUEL COMMISSIONS PAID TO THE BIG FRESNO FAIR

(3) PROJECT FUNDING PAID TO THE BIG FRESNO FAIR  
2000-2009

2000	2001	2002
(1) Pari-Mutuel Distributions 1,559,317	(1) Pari-Mutuel Distributions 1,621,516	(1) Pari-Mutuel Distributions 38,733,941
(2) Commissions to FNO 404,003	(2) Commissions to FNO 459,130	(2) Commissions to FNO 10,120,499
(3) Project Funding to FNO 1,775	(3) Project Funding to FNO 59,389	(3) Project Funding to FNO 333,250
TOTAL to Fresno 405,778	TOTAL to Fresno 518,519	TOTAL to Fresno 10,453,749

2003	2004	2005
(1) Pari-Mutuel Distributions 1,697,917	(1) Pari-Mutuel Distributions 1,631,061	(1) Pari-Mutuel Distributions 1,906,521
(2) Commissions to FNO 450,394	(2) Commissions to FNO 420,297	(2) Commissions to FNO 475,375
(3) Project Funding to FNO 407,975	(3) Project Funding to FNO 284,109	(3) Project Funding to FNO 222,541
TOTAL to Fresno 858,369	TOTAL to Fresno 704,406	TOTAL to Fresno 697,916

2006	2007	2008
(1) Pari-Mutuel Distributions 2,184,954	(1) Pari-Mutuel Distributions 2,202,137	(1) Pari-Mutuel Distributions 2,478,961
(2) Commissions to FNO 515,163	(2) Commissions to FNO 498,877	(2) Commissions to FNO 700,845
(3) Project Funding to FNO 240,310	(3) Project Funding to FNO 195,099	(3) Project Funding to FNO 62,751
TOTAL to Fresno 755,473	TOTAL to Fresno 693,976	TOTAL to Fresno 763,596

2009	2000-2009
(1) Pari-Mutuel Distributions 4,633,995	(1) Pari-Mutuel Distributions 58,650,320
(2) Commissions to FNO 1,091,620	(2) Commissions to FNO 15,362,203
(3) Project Funding to FNO 60,511	(3) Project Funding to FNO 1,867,710
TOTAL to Fresno 1,152,131	TOTAL to Fresno 17,229,913



**\$58.7 Million** - Pari-Mutuel  
Distributions Made by CARF  
on Behalf of the Big  
Fresno Fair

**\$15.4 Million** - Pari-Mutuel  
Commissions Paid by CARF to  
the Big Fresno Fair

**\$1.87 Million** - Project Funding  
Paid by CARF to the Big  
Fresno Fair

	Fresno 2009	Fresno 2008	Fresno 2007	Fresno 2006	Fresno 2005	Fresno 2004	Fresno 2003	Fresno 2002	Fresno 2001	Fresno 2000
<b>REVENUE:</b>	10/7-10/18	10/1-10/13	10/3-10/14	10/5-10/16	10/5-10/16	10/6-10/17	10/01-10/13	10/02 - 10/14	10/03 - 10/14	10/04 - 10/15
Takeout	4,043,824	1,486,074	1,483,384	1,540,015	1,420,218	1,197,094	1,261,192	1,267,290	1,325,192	1,188,800
Programs	30,986	8,214	11,982	8,790	5,779	0	0	0	0	0
Overlap/Redistribute	0	275,432	0	0	0	0	0	0	0	0
Intra Outs/Refunds	0	0	0	0	0	0	0	0	0	0
Rights Fees	22,469	(4,037)	0	0	0	0	0	0	0	0
Misc Revenue	6,862	4,475	6,053	4,047	4,102	3,174	45	464	1,264	2,466
Supplemental Purses	90,100	464,816	458,259	419,008	337,420	288,608	330,515	392,196	295,794	368,050
Decoder Revenue	23,305	0	0	0	0	0	0	0	0	0
Share On Track Expenses	(1,614)	(1,628)	(1,977)	(1,980)	(2,010)	(3,335)	(1,861)	(768)	(735)	0
AB509 International Los Alamitos	0	0	0	0	0	0	0	0	0	0
Playfair/Claims/Other	0	0	0	0	0	3,814	3,085	0	0	0
<b>ADW California &amp; Exports</b>	<b>418,064</b>	<b>245,615</b>	<b>244,436</b>	<b>215,073</b>	<b>141,013</b>	<b>141,705</b>	<b>104,942</b>	<b>16,688</b>	<b>0</b>	<b>0</b>
<b>Total</b>	<b>4,633,995</b>	<b>2,478,961</b>	<b>2,202,136</b>	<b>2,184,954</b>	<b>1,906,521</b>	<b>1,631,061</b>	<b>1,697,917</b>	<b>1,675,870</b>	<b>1,621,516</b>	<b>1,559,317</b>
<b>DISTRIBUTED:</b>										
F&E Fund 19614d/License	51,119	72,165	79,569	86,100	82,747	74,196	80,181	80,258	88,889	80,068
F&E Recapture	5,110	0	0	0	0	0	0	0	0	0
CHRB Support	65,969	0	0	0	0	0	0	0	0	0
Rfee License Fee	0	(323)	0	0	0	0	0	0	0	0
Sec 19601.2(a)	0	0	0	0	0	3,814	0	0	0	0
Commingle Guest O/S	990,524	439,183	326,008	289,162	212,644	112,048	108,515	110,153	38,239	33,808
Interstate Host	140,023	0	0	0	0	0	0	0	0	0
Location Fee	217,431	35,840	41,685	45,366	43,672	40,463	45,327	48,556	58,442	52,714
Promotion	44,006	7,005	8,337	9,073	8,734	8,093	9,065	9,711	11,688	10,543
City/County	45,565	15,214	17,336	18,957	18,565	16,965	18,412	18,398	20,790	18,724
Stabling/Vanning	132,018	20,139	23,969	26,086	20,526	19,018	21,304	16,995	20,455	18,450
Equine Lab	13,808	4,610	5,253	5,745	5,626	5,141	5,579	5,575	6,300	5,674
Owners	10,395	4,125	4,790	4,902	4,981	4,336	4,719	4,765	5,452	4,641
Breeders	74,282	24,468	26,845	29,184	27,972	25,110	27,099	27,104	29,984	27,106
Rfee Breeders	674	(111)	0	0	0	0	0	0	0	0
<b>ADW DISTRIBUTED:</b>										
DIR	1,036	495	532	492	296	316	240	29	0	0
Equine	3,799	1,815	1,949	1,805	1,086	1,160	879	105	0	0
Backstretch	5,699	2,722	2,924	2,708	1,629	1,739	1,319	157	0	0
Location Fees	52,373	25,065	26,906	24,864	15,014	21,083	15,988	1,904	0	0
Retirement Fund	10,362	4,947	0	0	0	0	0	0	0	0
AB480	16,705	7,932	8,536	7,960	0	0	0	0	0	0
Workers Comp (CA & Exports)	5,917	3,645	3,736	2,616	2,218	2,031	0	0	0	0
Breeders (CA & Exports)	10,341	6,359	6,488	5,402	3,850	3,727	2,816	469	0	0
License Fee on exports	0	1,775	1,027	866	917	574	397	197	0	0
F&E	73	0	0	0	0	0	0	0	0	0
CHRB Support	948	0	0	0	0	0	0	0	0	0
<b>MOVED TO PURSE ACCT</b>										
Purses Generated	738,440	378,229	412,536	445,680	433,732	387,669	414,005	410,913	446,307	399,910
License SB16	40,631	0	0	0	0	0	0	0	0	0
Overlap/Redistribute 19601.2(a)		30,798	0							
Excess 6%	118,347	(2,096)	1,601	2,990	3,293	2,148	17,597	28,217	35,915	23,747
Rfees	10,898	(1,801)	0	0	0	0	0	0	0	0
Misc Revenue	3,431	2,237	3,026	2,024	2,051	1,587	22	232	632	1,233
Decoder Revenue	11,652	0	0	0	0	0	0	0	0	0
Intra Outs/Refunds	0	0	0	0	0	0	0	0	0	0
Supplemental	0	389,196	373,199	316,818	274,630	224,188	260,615	315,801	219,944	300,000
Performance	90,100	75,620	85,060	102,190	62,790	64,420	69,900	76,395	75,850	68,050
AB 701 W/C	47,571	21,647	21,193	22,212	20,156	16,823	0	0	0	0
<b>ADW - Purses (CA &amp; Export)</b>	<b>159,731</b>	<b>97,950</b>	<b>98,899</b>	<b>86,468</b>	<b>59,585</b>	<b>57,023</b>	<b>42,755</b>	<b>7,069</b>	<b>0</b>	<b>0</b>
<b>PAID TO TRACK:</b>										
Commissions Generated	632,618	315,871	357,234	389,789	387,621	353,439	379,461	376,887	419,484	375,496
License SB16	40,631	0	0	0	0	0	0	0	0	0
Redistribute	0	244,634	0	0	0	0	0	0	0	0
Out of State	93,593	42,501	33,573	31,661	22,225	12,406	11,542	12,306	3,834	3,527
Excess 6%	118,347	(2,096)	1,601	2,990	3,293	2,148	17,597	28,217	35,915	23,747
RFees	10,898	(1,801)	0	0	0	0	0	0	0	0
Misc Revenue	3,431	2,237	3,026	2,024	2,051	1,587	22	232	632	1,233
Decoder Revenue	11,652	0	0	0	0	0	0	0	0	0
Intra Outs/Refunds	0	0	0	0	0	0	0	0	0	0
Simulcast Expense (ncot)	423,398	109,266	121,854	130,120	124,430	117,092	100,787	89,235	103,497	110,647
Track Programs	30,986	8,214	11,982	8,790	5,779	0	0	0	0	0
Ontrack Expenses	(1,614)	(1,628)	(1,977)	(1,980)	(2,010)	(3,335)	(1,861)	(768)	(735)	0
<b>ADW - Track (CA &amp; Export)</b>	<b>151,078</b>	<b>92,911</b>	<b>93,439</b>	<b>81,718</b>	<b>56,417</b>	<b>54,051</b>	<b>40,546</b>	<b>6,759</b>	<b>0</b>	<b>0</b>
Rounding Adjustment	(6)	0	0	171	(0)	1	2	(0)	(0)	0
Racing Audit Adj	0	0	0	0	(0)	(0)	0	0	0	0
Playfair/Claims/Other	0	0	0	0	0	0	3,085	0	0	0
	4,633,995	2,478,961	2,202,136	2,184,954	1,906,521	1,631,061	1,697,917	1,675,870	1,621,516	1,559,317
<b>Total Purses</b>	<b>1,220,802</b>	<b>991,781</b>	<b>995,514</b>	<b>978,382</b>	<b>856,237</b>	<b>753,858</b>	<b>804,895</b>	<b>838,627</b>	<b>778,648</b>	<b>792,940</b>
<b>Total Commissions</b>	<b>1,091,614</b>	<b>700,844</b>	<b>498,877</b>	<b>515,163</b>	<b>475,375</b>	<b>420,297</b>	<b>450,394</b>	<b>423,631</b>	<b>459,130</b>	<b>404,003</b>

# California Authority of Racing Fairs

## Cumulative Funding Disbursements to Big Fresno Fair 2000-2009

	<u>2000</u>	<u>2001</u>	<u>2002</u>	<u>2003</u>	<u>2004</u>	<u>2005</u>	<u>2006</u>	<u>2007</u>	<u>2008</u>	<u>2009</u>	<u>TOTALS</u>
<b>LOU1 Area Enhancements</b>	\$1,775										\$1,775
<b>Equipment Replacement Fund</b>		\$11,619		\$5,562		\$16,197	\$5,024	\$8,643	\$17,501	\$15,261	\$79,807
<b>SWF upgrades</b>											
SWF upgrades		\$2,521		\$228,889	\$13,932						\$245,342
Facility Improvements											\$0
Fresno (Grandstand, VIP)					\$71,799	\$50,954					\$122,753
Fresno (equipment)					\$110,708						\$110,708
SWF Million alloc funds								\$50,591			\$50,591
<b>Backstretch Improvements</b>											
Electrical/Tackroom, Restroom			\$288,000								\$288,000
Backstretch Electrical				\$107,163							\$107,163
Paddock				\$21,111							\$21,111
Wash Racks					\$42,420						\$42,420
Tack Room & Grandstand						\$110,140					\$110,140
Winner's Circle							\$190,036				\$190,036
Grandstand Bath/Infield								\$90,615			\$90,615
<b>Racetrack Maintenance</b>		\$45,250	\$45,250	\$45,250	\$45,250	\$45,250	\$45,250	\$45,250	\$45,250	\$45,250	\$407,250
Total Funding	\$1,775	\$59,389	\$333,250	\$407,975	\$284,109	\$222,541	\$240,310	\$195,099	\$62,751	\$60,511	\$1,867,711

# PARI-MUTUEL DISTRIBUTIONS REPORT FOR SATELLITE FACILITIES LOCATED AT CALIFORNIA FAIRS 2008

## CHIRMS Detailed Distribution Report

Date Range: 01/01/2008 - 12/31/2008  
Report By: Location

Race Type: All Races  
Location Types: Fairs

Hosts: All Hosts  
Breeds: Thoroughbreds

Locations: All Locations  
On/Off: Off Track

Tracks: All Tracks

Location	Handle	License	City & County Tax	N/SCOTWinc Exp. Fund	UC Davis Equine Research	Satellite Location	Van/Stable Fund	Work Comp	CMC Promotion	Track Commission	Purses	Owners	Breeders/ Sires	To Out of State Tracks	Total Distributions	Attendance
Anderson	2,378,571	28,930	7,740	77,237	2,379	46,912	26,936	4,534	9,387	115,728	115,237	1,639	12,328	30,968	479,956	8,189
Bakersfield	7,279,476	87,555	23,771	243,636	7,280	144,066	80,477	14,998	29,025	357,264	356,099	4,894	37,756	84,119	1,470,940	32,761
Eureka	1,878,261	23,313	6,140	57,213	1,879	37,214	21,420	2,993	7,443	88,175	88,207	1,302	9,852	28,061	373,212	3,887
Ferrdale	192,524	1,531	635	11,551	193	3,850	2,212	446	770	7,439	7,306	135	924	1,453	38,447	
Fresno	8,961,003	106,501	29,233	294,494	8,961	177,168	100,146	18,116	35,589	432,548	430,451	6,092	46,385	115,028	1,800,713	31,950
Fresno Club One	2,696,150	32,189	8,855	91,234	2,697	53,669	30,008	5,920	10,811	133,158	132,816	1,824	14,053	30,849	548,081	5,493
Lake Perris	17,566,696	357,452	57,671	473,013	17,567	349,520	176,784	41,970	70,256	852,053	841,849	11,987	93,751	153,945	3,497,818	75,215
Lancaster	14,965,410	301,072	49,123	404,961	14,966	297,714	149,945	32,765	59,903	734,253	725,909	10,168	79,821	153,033	3,013,634	75,343
Monterey	10,118,537	118,687	33,130	368,091	10,119	200,787	113,059	17,991	40,372	478,663	475,632	6,877	52,131	150,050	2,065,590	30,417
Pleasanton	40,025,036	488,559	131,280	1,281,634	40,025	795,636	449,601	82,211	159,845	1,970,419	1,968,418	27,345	209,536	456,075	8,065,328	129,350
Pomona	47,778,698	973,174	157,037	1,221,634	47,779	951,738	481,214	111,757	191,261	2,387,339	2,359,255	32,672	256,421	458,799	9,630,080	151,415
Sacramento	28,538,753	343,489	93,336	940,830	28,539	565,673	314,596	57,649	114,084	1,286,742	1,285,158	19,133	148,495	353,659	5,551,384	110,890
San Bernardino	32,262,038	647,499	105,956	875,246	32,262	642,160	323,886	75,860	129,185	1,585,213	1,567,057	21,948	172,140	314,837	6,493,248	142,907
San Jose	37,217,103	446,124	122,282	1,281,388	37,217	741,104	416,150	73,854	149,118	1,812,915	1,808,126	25,311	193,758	465,383	7,572,730	124,951
San Mateo	27,204,748	319,458	89,107	889,462	27,205	540,043	305,523	55,321	108,506	1,346,232	1,342,846	18,553	141,576	313,078	5,496,911	89,266
Santa Barbara	6,718,134	135,933	21,986	178,131	6,718	133,246	68,161	14,704	26,711	326,981	322,691	4,621	35,778	78,875	1,354,534	22,386
Santa Maria	6,079,864	124,038	19,930	161,927	6,080	120,790	61,843	12,564	24,212	290,456	286,561	4,190	32,426	63,195	1,208,213	20,342
Santa Rosa	12,454,092	151,965	40,645	397,094	12,454	246,334	139,133	25,449	49,496	607,660	606,926	8,462	64,882	150,399	2,500,898	63,165
Shalimar (Indio)	7,239,549	148,349	23,712	190,146	7,240	143,706	74,019	18,485	28,793	361,790	357,080	4,993	38,621	68,965	1,465,899	28,625
Stockton	20,194,698	246,032	66,240	660,474	20,195	401,456	225,927	41,174	80,733	991,421	990,075	13,742	105,531	239,948	4,082,948	85,941
Surfside Race Place	64,078,779	1,292,925	209,956	1,695,745	64,079	1,272,459	647,542	146,130	255,144	3,062,067	3,021,268	44,080	341,761	663,916	12,717,072	196,795
Tulare	3,614,488	44,078	11,805	119,916	3,615	71,542	40,956	6,262	14,327	168,186	167,407	2,491	18,768	46,653	716,004	17,562
Turlock	9,299,765	112,868	30,459	306,790	9,300	184,602	105,722	16,838	36,964	460,337	458,310	6,431	48,476	127,097	1,904,193	32,840
Vallejo	15,856,784	191,530	52,048	522,889	15,857	315,440	176,967	33,933	63,485	796,592	793,944	10,763	82,847	191,901	3,248,196	68,256
Ventura	29,437,699	589,470	96,660	785,231	29,438	585,817	298,355	65,056	117,560	1,459,766	1,441,547	20,226	157,263	320,619	5,967,007	84,903
Victorville	8,271,938	164,917	27,148	225,815	8,272	164,533	82,496	19,590	33,149	408,308	403,956	5,589	44,078	80,704	1,668,556	50,320
(Total: 26 records)	462,308,792	7,477,639	1,515,887	13,760,527	462,318	9,187,179	4,913,077	996,569	1,846,129	22,521,705	22,354,130	315,467	2,439,358	5,141,607	92,931,590	1,685,407

**\$13.7 Million**  
NCOTWinc. & SCOTWinc.  
Expense Fund

**\$22.5 Million**  
Track Commissions

**\$22.4 Million**  
to Purses

**\$2.4 Million**  
Breeders & Sires  
Programs

**\$92.9 Million**  
in Total Industry  
Distributions

In 2008, 1,685,407 patrons visited Fair Satellite Wagering Facilities and bet \$462.3 million, contributing \$92.9 million to the CA racing industry.



PARI-MUTUEL DISTRIBUTIONS REPORT FOR  
SATELLITE FACILITIES LOCATED AT CALIFORNIA FAIRS  
2009

CHRRMS Detailed Distribution Report

Date Range: 01/01/2009 - 12/31/2009

Race Type: All Races

Hosts: All Hosts

Locations: All Locations

Tracks: All Tracks

Report By: Location

Location Types: Fairs

Breed: Thoroughbreds

On/Off:

Location	Handle	License	CHRB Support Fee	F&E	City & County Tax	N/SCOTWinc Exp. Fund	UC Davis Equine Research	Satellite Location	Van/Stable Fund	Work Comp.	CMC Promotion	PFAB509	Track Commission	Purses	Owners	Breeders/ Sires	To Out of State Tracks	Total Distributions	Attendance
Anderson	2,099,707	0	4,166	1,808	6,838	75,236	2,100	41,441	24,774	3,533	8,295	0	101,095	100,557	1,446	10,946	29,568	411,802	7,584
Bakersfield	6,674,603	0	12,425	5,252	21,769	239,927	6,675	131,933	76,588	13,582	26,474	1,715	327,161	325,764	4,469	34,678	82,228	1,310,641	33,064
Eureka	1,442,242	0	1,460	1,038	4,707	51,247	1,442	28,524	17,112	2,058	5,705	0	63,523	63,565	998	7,490	22,353	271,223	2,724
Ferridale	172,728	0	398	381	570	10,364	173	3,455	2,071	387	691	0	6,903	6,783	121	844	1,460	34,601	
Fresno	6,638,013	0	11,894	5,420	21,623	235,595	6,638	131,409	76,546	12,629	26,284	1,271	318,506	316,780	4,467	34,503	95,895	1,299,090	28,267
Fresno Club One	2,929,022	0	6,318	2,692	9,585	105,171	2,929	58,088	33,799	5,874	11,636	971	144,555	143,939	1,972	15,295	39,103	581,927	5,723
Lake Perris	13,502,685	0	49,965	11,994	44,305	364,193	13,503	268,518	163,766	30,800	53,894	1,916	668,586	660,928	9,171	73,772	134,133	2,549,445	65,786
Lancaster	13,230,943	0	48,411	11,970	43,425	358,312	13,231	263,181	159,697	28,102	52,796	3,189	673,898	666,673	8,943	72,164	151,670	2,555,662	63,719
Monterey	6,455,496	0	11,825	4,146	21,056	226,746	6,456	127,611	74,015	11,304	25,569	2,453	323,494	321,802	4,319	33,980	102,167	1,296,541	27,486
Pleasanton	35,393,360	0	71,261	31,549	115,988	1,273,014	35,394	702,957	412,095	66,013	140,771	8,172	1,697,129	1,691,097	24,049	185,105	459,182	6,913,775	117,055
Regmona	47,180,771	0	195,825	39,275	155,012	1,210,381	47,181	939,467	573,077	105,411	188,168	11,601	2,426,358	2,399,074	32,092	259,598	489,973	9,072,494	165,023
Sacramento	24,479,836	0	46,900	21,043	79,984	885,604	24,480	484,752	280,263	46,032	97,776	684	1,093,812	1,090,318	16,355	127,825	339,679	4,635,509	97,970
San Bernardino	26,306,624	0	95,667	24,355	66,367	715,518	26,307	523,437	318,068	60,824	105,074	4,542	1,328,615	1,314,121	17,812	143,564	279,318	5,043,590	136,508
San Jose	30,113,338	0	59,767	26,498	98,849	1,105,664	30,114	599,082	347,779	59,062	119,970	11,521	1,487,915	1,482,022	20,292	157,056	400,947	6,006,538	125,769
San Mateo County	71,996,382	0	149,569	67,578	236,545	2,653,283	71,997	1,433,608	841,091	137,324	286,803	20,999	3,507,760	3,495,884	49,076	376,432	926,899	14,254,847	207,626
Santa Barbara	5,092,580	0	17,554	4,732	16,632	134,917	5,093	100,799	62,735	10,343	20,181	0	256,950	253,564	3,513	27,732	73,443	988,188	16,497
Santa Maria	5,251,315	0	19,522	4,757	17,185	137,163	5,252	104,151	64,996	10,887	20,830	105	263,924	260,340	3,640	28,737	61,943	1,003,431	15,045
Santa Rosa	10,420,797	0	20,312	9,096	33,915	362,121	10,421	205,542	120,371	19,756	41,145	2,676	499,183	498,096	7,025	54,251	142,701	2,026,611	54,299
Shallimar (Indio)	6,325,869	0	19,589	4,755	20,685	166,518	6,326	125,359	77,759	14,832	25,117	44	323,961	319,864	4,354	34,422	73,796	1,217,380	26,981
Stockton	16,398,362	0	34,707	16,435	53,752	596,577	16,399	325,769	189,797	32,687	65,282	4,639	800,814	798,022	11,075	85,675	211,377	3,243,007	75,479
Surfside Race Place	52,086,933	0	145,702	30,495	170,500	1,383,415	52,087	1,033,330	636,458	110,638	206,764	9,131	2,440,663	2,408,135	35,642	282,289	615,299	9,560,558	167,273
Tulare	3,317,738	0	6,673	3,065	10,838	119,669	3,318	65,684	39,232	5,372	13,143	108	151,680	150,885	2,289	17,337	45,549	634,844	13,927
Turlock	8,098,763	0	17,090	7,611	26,502	296,919	8,099	160,619	95,857	13,146	32,138	324	394,061	392,000	5,593	42,343	122,094	1,614,394	28,129
Vallejo	14,124,551	0	28,775	13,779	46,345	526,094	14,125	280,881	162,967	28,830	56,217	6,447	697,972	695,071	9,509	73,492	183,364	2,823,868	60,269
Ventura	24,844,298	0	95,667	21,542	81,551	661,038	24,845	494,248	303,847	51,243	99,022	3,359	1,267,564	1,252,365	17,016	136,106	305,150	4,814,563	77,759
Victorville	7,248,843	0	27,284	6,899	23,793	199,498	7,249	144,201	86,774	16,608	28,897	2,899	368,356	364,652	4,859	39,420	77,835	1,399,204	47,111
(Total: 27 records)	441,825,799	0	1,198,698	378,165	1,448,319	14,094,184	441,837	8,777,686	5,241,546	897,276	1,758,641	98,766	21,634,439	21,472,301	300,097	2,354,655	5,467,125	85,563,734	1,667,073

**\$14.1 Million**  
NCOTWinc. & SCOTWinc.  
Expense Fund

**\$21.6 Million**  
Track Commissions

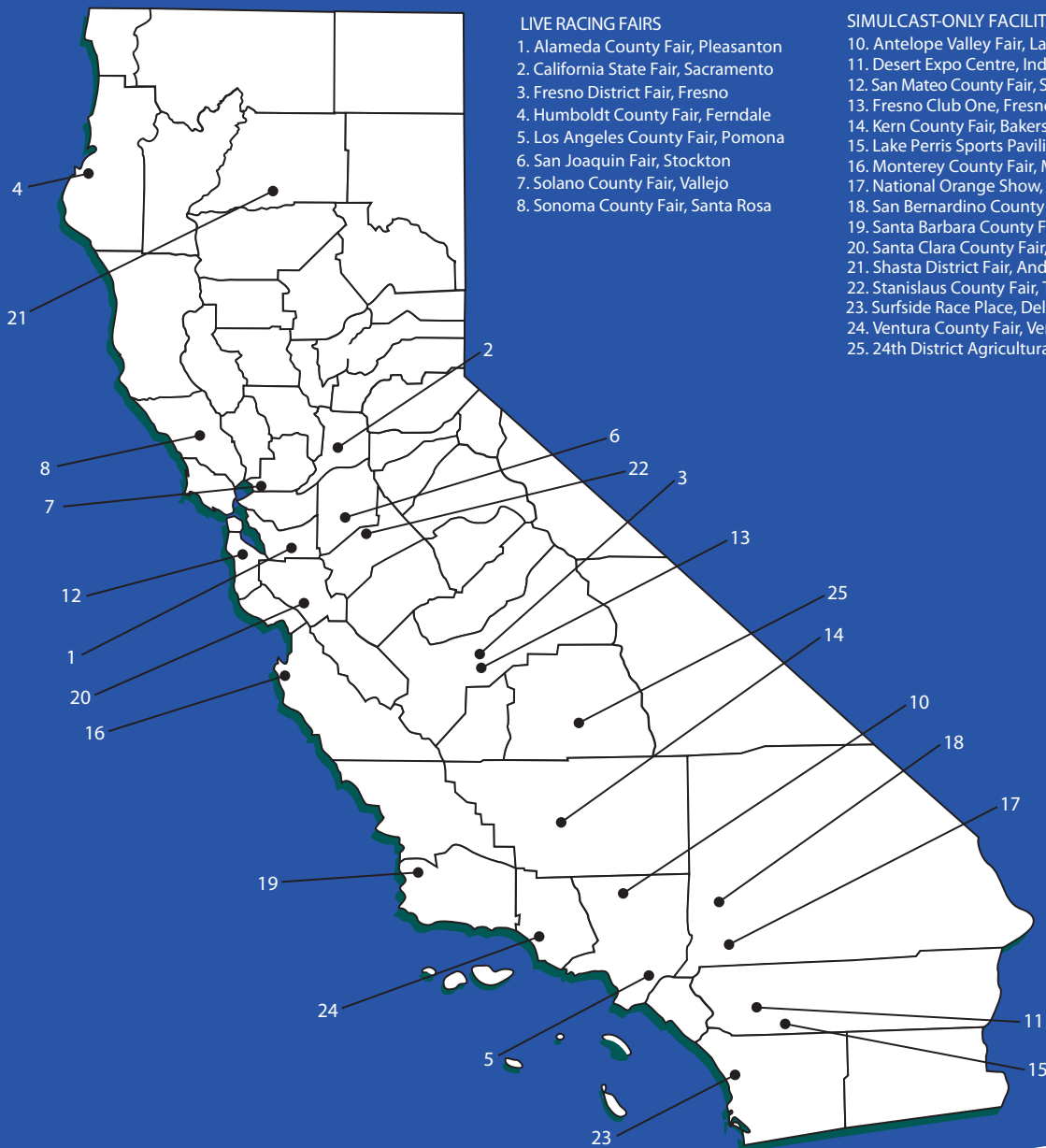
**\$21.4 Million**  
to Purses

**\$2.4 Million**  
Breeders & Sires Programs

**\$85.6 Million**  
in Total Industry  
Distributions

In 2009, 1,667,073 patrons visited Fair Satellite Wagering Facilities and bet \$441.8 million, contributing \$85.6 million to the CA racing industry.

# Fair Satellite Wagering Facilities



## *California Fairs' Satellite Network*






Artist Rendering of the Alameda County Fair Satellite Wagering Facility in Pleasanton, CA

- **Map of Satellite Network Locations**
- **Facility Descriptions**
- **Pari-Mutuel Handle and Distributions  
2007 - 2008 - 2009**

Presented by: Christopher Korby, Executive Director  
California Authority of Racing Fairs  
February 2010



# California Fairs Satellite Network

Location	Fair/Regional Description	Table/ Carrel Seating	 Food Service					 Vehicle Parking	 Viewing Displays			
			Restaurant	Deli	Grill	Catering	Beverages & Full Bar		Television	Big Screen TV's	Jumbo Screen TV's	Carrel tabletop TV's
Anderson	Shasta District Fair	240		✓	✓	✓	✓	505	12	5		
Bakersfield	Kern County Fair	600		✓		✓	✓	Unlimited	26	12	2	
Del Mar	San Diego County Fair	3,500	✓	✓		✓	✓	12,000	425	40	4	
San Mateo	San Mateo County Fair	900		✓	✓	✓	✓	Unlimited	175	10	16	
Fresno	Big Fresno Fair	600		✓	✓	✓	✓	3,000	13	16	6	
Indio	Riverside County Fair	500		✓	✓	✓	✓	400	50	10		
Lancaster	Antelope Valley Fair	450		✓	✓	✓	✓	400	60		6	120
Monterey	Monterey California Fair	332		✓	✓	✓	✓	235	18	4		8
Perris	Southern California Fair	350		✓		✓	✓	250	65	6		54
Pleasanton	Alameda County Fair	800	✓	✓	✓	✓	✓	1,500	95		10	60
Pomona	Los Angeles County Fair	1,000	✓			✓	✓	45,000	65	8		147
Sacramento	Cal Expo & State Fair	950	✓	✓	✓	✓	✓	10,140	105		15	90
San Bernardino	National Orange Show	1,400	✓	✓		✓	✓	1,500	175		14	42
San Jose	Santa Clara County Fair	132		✓		✓	✓	475	20	10		
Santa Maria	Santa Barbara County Fair	250		✓	✓	✓	✓	565	42	14		
Santa Rosa	Sonoma County Fair	600	✓	✓	✓	✓	✓	1,000	90		8	20
Stockton	San Joaquin Fair	500		✓	✓	✓	✓	750	120	14	10	
Tulare	Tulare County Fair	300		✓	✓	✓	✓	1,000	14	6		
Turlock	Stanislaus County Fair	200		✓	✓	✓	✓	1,000	12	6	6	
Vallejo	Solano County Fair	250		✓	✓	✓	✓	250	40	16		
Ventura	Ventura County Fair	600		✓	✓	✓	✓	1,700	165		14	26
Victorville	San Bernardino County Fair	350		✓	✓	✓	✓	350	26	8		

# Fair Satellite Wagering Facilities



PARI-MUTUEL DISTRIBUTIONS REPORT FOR

SATELLITE FACILITIES LOCATED AT CALIFORNIA FAIRS

2009

CHIRMS Detailed Distribution Report

Date Range: 01/01/2009 - 12/31/2009

Report By: Location

Race Type: All Races

Location Types: Fairs

Hosts: All Hosts

Breed: Thoroughbreds

Locations: On/Off:

All Locations Off Track

Tracks: All Tracks

Location	Handle	License	CHRB Support Fee	F&E	City & County Tax	N/SCOTWinc Exp. Fund	UC Davis Equine Research	Satellite Location	Van/Stable Fund	Work Comp.	CMC Promotion	PFAB509	Track Commission	Purses	Owners	Breeders/ Sires	To Out of State Tracks	Total Distributions	Attendance
Anderson	2,099,707	0	4,166	1,808	6,838	75,236	2,100	41,441	24,774	3,533	8,295	0	101,095	100,557	1,446	10,946	29,568	411,802	7,584
Bakersfield	6,674,603	0	12,425	5,252	21,769	239,927	6,675	131,933	76,588	13,582	26,474	1,715	327,161	325,764	4,469	34,678	82,228	1,310,641	33,064
Eureka	1,442,242	0	1,460	1,038	4,707	51,247	1,442	28,524	17,112	2,058	5,705	0	63,523	63,565	998	7,490	22,353	271,223	2,724
Ferridale	172,728	0	398	381	570	10,364	173	3,455	2,071	387	691	0	6,903	6,783	121	844	1,460	34,601	
Fresno	6,638,013	0	11,894	5,420	21,623	235,595	6,638	131,409	76,546	12,629	26,284	1,271	318,506	316,780	4,467	34,503	95,895	1,299,090	28,267
Fresno Club One	2,929,022	0	6,318	2,692	9,585	105,171	2,929	58,088	33,799	5,874	11,636	971	144,555	143,939	1,972	15,295	39,103	581,927	5,723
Lake Perris	13,502,685	0	49,965	11,994	44,305	364,193	13,503	268,518	163,766	30,800	53,894	1,916	668,586	660,928	9,171	73,772	134,133	2,549,445	65,786
Lancaster	13,230,943	0	48,411	11,970	43,425	358,312	13,231	263,181	159,697	28,102	52,796	3,189	673,898	666,673	8,943	72,164	151,670	2,555,662	63,719
Monterey	6,455,496	0	11,825	4,146	21,056	226,746	6,456	127,611	74,015	11,304	25,569	2,453	323,494	321,802	4,319	33,980	102,167	1,296,541	27,486
Pleasanton	35,393,360	0	71,261	31,549	115,988	1,273,014	35,394	702,957	412,095	66,013	140,771	8,172	1,697,129	1,691,097	24,049	185,105	459,182	6,913,775	117,055
Pomona	47,180,771	0	195,825	39,275	155,012	1,210,381	47,181	939,467	573,077	105,411	188,168	11,601	2,426,358	2,399,074	32,092	259,598	489,973	9,072,494	165,023
Sacramento	24,479,836	0	46,900	21,043	79,984	885,604	24,480	484,752	280,263	46,032	97,776	684	1,093,812	1,090,318	16,355	127,825	339,679	4,635,509	97,970
San Bernardino	26,306,624	0	95,667	24,355	66,367	715,518	26,307	523,437	318,068	60,824	105,074	4,542	1,328,615	1,314,121	17,812	143,564	279,318	5,043,590	136,508
San Jose	30,113,338	0	59,767	26,498	98,849	1,105,664	30,114	599,082	347,779	59,062	119,970	11,521	1,487,915	1,482,022	20,292	157,056	400,947	6,006,538	125,769
San Mateo County	71,996,382	0	149,569	67,578	236,545	2,653,283	71,997	1,433,608	841,091	137,324	286,803	20,999	3,507,760	3,495,884	49,076	376,432	926,899	14,254,847	207,626
Santa Barbara	5,092,580	0	17,554	4,732	16,632	134,917	5,093	100,799	62,735	10,343	20,181	0	256,950	253,564	3,513	27,732	73,443	988,188	16,497
Santa Maria	5,251,315	0	19,522	4,757	17,185	137,163	5,252	104,151	64,996	10,887	20,830	105	263,924	260,340	3,640	28,737	61,943	1,003,431	15,045
Santa Rosa	10,420,797	0	20,312	9,096	33,915	362,121	10,421	205,542	120,371	19,756	41,145	2,676	499,183	498,096	7,025	54,251	142,701	2,026,611	54,299
Shallimar (Indio)	6,325,869	0	19,589	4,755	20,685	166,518	6,326	125,359	77,759	14,832	25,117	44	323,961	319,864	4,354	34,422	73,796	1,217,380	26,981
Stockton	16,398,362	0	34,707	16,435	53,752	596,577	16,399	325,769	189,797	32,687	65,282	4,639	800,814	798,022	11,075	85,675	211,377	3,243,007	75,479
Surfside Race Place	52,086,933	0	145,702	30,495	170,500	1,383,415	52,087	1,033,330	636,458	110,638	206,764	9,131	2,440,663	2,408,135	35,642	282,289	615,299	9,560,558	167,273
Tulare	3,317,738	0	6,673	3,065	10,838	119,669	3,318	65,684	39,232	5,372	13,143	108	151,680	150,885	2,289	17,337	45,549	634,844	13,927
Turlock	8,098,763	0	17,090	7,611	26,502	296,919	8,099	160,619	95,857	13,146	32,138	324	394,061	392,000	5,593	42,343	122,094	1,614,394	28,129
Vallejo	14,124,551	0	28,775	13,779	46,345	526,094	14,125	280,881	162,967	28,830	56,217	6,447	697,972	695,071	9,509	73,492	183,364	2,823,868	60,269
Ventura	24,844,298	0	95,667	21,542	81,551	661,038	24,845	494,248	303,847	51,243	99,022	3,359	1,267,564	1,252,365	17,016	136,106	305,150	4,814,563	77,759
Victorville	7,248,843	0	27,284	6,899	23,793	199,498	7,249	144,201	86,774	16,608	28,897	2,899	368,356	364,652	4,859	39,420	77,835	1,399,204	47,111
(Total: 27 records)	441,825,799	0	1,198,698	378,165	1,448,319	14,094,184	441,837	8,777,686	5,241,546	897,276	1,758,641	98,766	21,634,439	21,472,301	300,097	2,354,655	5,467,125	85,563,734	1,667,073

\$14.1 Million

NCOTWinc. & SCOTWinc.

Expense Fund

\$21.6 Million

Track Commissions

\$21.4 Million

to Purses

\$2.4 Million

Breeders & Sires Programs

\$85.6 Million

in Total Industry

Distributions

In 2009, 1,667,073 patrons visited Fair Satellite Wagering Facilities and bet \$441.8 million, contributing \$85.6 million to the CA racing industry.



# **PARI-MUTUEL DISTRIBUTIONS REPORT FOR** **SATELLITE FACILITIES LOCATED AT CALIFORNIA FAIRS** **2008**

## **CHRIMS Detailed Distribution Report**

**Date Range:** 01/01/2008 - 12/31/2008  
**Report By:** Location

**Race Type:** All Races  
**Location Types:** Fairs

**Hosts:** All Hosts  
**Breed:** Thoroughbreds

**Locations:** All Locations  
**On/Off:** Off Track

**Tracks:** All Tracks

Location	Handle	License	City & County Tax	N/SCOTWinc Exp. Fund	UC Davis Equine Research	Satellite Location	Van/Stable Fund	Work Comp	CMC Promotion	Track Commission	Purses	Owners	Breeders/ Sires	To Out of State Tracks	Total Distributions	Attendance
Anderson	2,378,571	28,930	7,740	77,237	2,379	46,912	26,936	4,534	9,387	115,728	115,237	1,639	12,328	30,968	479,956	8,189
Bakersfield	7,279,476	87,555	23,771	243,636	7,280	144,066	80,477	14,998	29,025	357,264	356,099	4,894	37,756	84,119	1,470,940	32,761
Eureka	1,878,261	23,313	6,140	57,213	1,879	37,214	21,420	2,993	7,443	88,175	88,207	1,302	9,852	28,061	373,212	3,887
Ferrdale	192,524	1,531	635	11,551	193	3,850	2,212	446	770	7,439	7,306	135	924	1,453	38,447	
Fresno	8,961,003	106,501	29,233	294,494	8,961	177,168	100,146	18,116	35,589	432,548	430,451	6,092	46,385	115,028	1,800,713	31,950
Fresno Club One	2,696,150	32,189	8,855	91,234	2,697	53,669	30,008	5,920	10,811	133,158	132,816	1,824	14,053	30,849	548,081	5,493
Lake Perris	17,566,696	357,452	57,671	473,013	17,567	349,520	176,784	41,970	70,256	852,053	841,849	11,987	93,751	153,945	3,497,818	75,215
Lancaster	14,965,410	301,072	49,123	404,961	14,966	297,714	149,945	32,765	59,903	734,253	725,909	10,168	79,821	153,033	3,013,634	75,343
Monterey	10,118,537	118,687	33,130	368,091	10,119	200,787	113,059	17,991	40,372	478,663	475,632	6,877	52,131	150,050	2,065,590	30,417
Pleasanton	40,025,036	488,559	131,280	1,281,634	40,025	795,636	449,601	82,211	159,845	1,970,419	1,968,418	27,345	209,536	456,075	8,065,328	129,350
Pomona	47,778,698	973,174	157,037	1,221,634	47,779	951,738	481,214	111,757	191,261	2,387,339	2,359,255	32,672	256,421	458,799	9,630,080	151,415
Sacramento	28,538,753	343,489	93,336	940,830	28,539	565,673	314,596	57,649	114,084	1,286,742	1,285,158	19,133	148,495	353,659	5,551,384	110,890
San Bernardino	32,262,038	647,499	105,956	875,246	32,262	642,160	323,886	75,860	129,185	1,585,213	1,567,057	21,948	172,140	314,837	6,493,248	142,907
San Jose	37,217,103	446,124	122,282	1,281,388	37,217	741,104	416,150	73,854	149,118	1,812,915	1,808,126	25,311	193,758	465,383	7,572,730	124,951
San Mateo	27,204,748	319,458	89,107	889,462	27,205	540,043	305,523	55,321	108,506	1,346,232	1,342,846	18,553	141,576	313,078	5,496,911	89,266
Santa Barbara	6,718,134	135,933	21,986	178,131	6,718	133,246	68,161	14,704	26,711	326,981	322,691	4,621	35,778	78,875	1,354,534	22,386
Santa Maria	6,079,864	124,038	19,930	161,927	6,080	120,790	61,843	12,564	24,212	290,456	286,561	4,190	32,426	63,195	1,208,213	20,342
Santa Rosa	12,454,092	151,965	40,645	397,094	12,454	246,334	139,133	25,449	49,496	607,660	606,926	8,462	64,882	150,399	2,500,898	63,165
Shalimar (Indio)	7,239,549	148,349	23,712	190,146	7,240	143,706	74,019	18,485	28,793	361,790	357,080	4,993	38,621	68,965	1,465,899	28,625
Stockton	20,194,698	246,032	66,240	660,474	20,195	401,456	225,927	41,174	80,733	991,421	990,075	13,742	105,531	239,948	4,082,948	85,941
Surfside Race Place	64,078,779	1,292,925	209,956	1,695,745	64,079	1,272,459	647,542	146,130	255,144	3,062,067	3,021,268	44,080	341,761	663,916	12,717,072	196,795
Tulare	3,614,488	44,078	11,805	119,916	3,615	71,542	40,956	6,262	14,327	168,186	167,407	2,491	18,768	46,653	716,004	17,562
Turlock	9,299,765	112,868	30,459	306,790	9,300	184,602	105,722	16,838	36,964	460,337	458,310	6,431	48,476	127,097	1,904,193	32,840
Vallejo	15,856,784	191,530	52,048	522,889	15,857	315,440	176,967	33,933	63,485	796,592	793,944	10,763	82,847	191,901	3,248,196	68,256
Ventura	29,437,699	589,470	96,660	785,231	29,438	585,817	298,355	65,056	117,560	1,459,766	1,441,547	20,226	157,263	320,619	5,967,007	84,903
Victorville	8,271,938	164,917	27,148	225,815	8,272	164,533	82,496	19,590	33,149	408,308	403,956	5,589	44,078	80,704	1,668,556	50,320
(Total: 26 records)	462,308,792	7,477,639	1,515,887	13,760,527	462,318	9,187,179	4,913,077	996,569	1,846,129	22,521,705	22,354,130	315,467	2,439,358	5,141,607	92,931,590	1,685,407

**\$13.7 Million**  
**NCOTWinc. & SCOTWinc.**  
**Expense Fund**

**\$22.5 Million**  
**Track Commissions**

**\$22.4 Million**  
**to Purses**

**\$2.4 Million**  
**Breeders & Sires**  
**Programs**

**\$92.9 Million**  
**in Total Industry**  
**Distributions**

In 2008, 1,685,407 patrons visited Fair Satellite Wagering Facilities and bet \$462.3 million, contributing \$92.9 million to the CA racing industry.

# **PARI-MUTUEL DISTRIBUTIONS REPORT FOR SATELLITE FACILITIES LOCATED AT CALIFORNIA FAIRS 2007**

## **CHRIMS Detailed Distribution Report**

Date Range: 01/01/2007 - 12/31/2007 Report By: Location		Race Type: All Races		Hosts: All Hosts		Locations: All Locations		Tracks: All Tracks								
		Location Types: Fairs		Breeds: Thoroughbreds		On/Off: Off Track										
Location	Handle	License	City & County Tax	N/SCOTWinc Exp. Fund	UC Davis Equine Research	Satellite Location	Van/Stable Fund	Work Comp	CMC Promotion	Track Commission	Purses	Owners	Breeders/ Sires	To Out of State Tracks	Total Distributions	Attendance
Anderson	2,750,947	33,367	8,925	86,007	2,751	54,089	31,044	5,432	10,823	137,686	137,043	1,889	14,268	37,026	560,350	8,314
Bakersfield	8,115,501	96,943	26,490	262,463	8,116	160,545	90,102	17,478	32,301	404,587	403,115	5,485	42,222	91,909	1,641,756	35,953
Eureka	1,912,128	23,464	6,214	54,700	1,912	37,660	21,644	3,622	7,533	94,600	93,998	1,317	10,016	28,912	385,591	4,296
Femdale	189,898	1,473	627	11,394	190	3,798	2,183	477	760	7,352	7,221	133	912	1,235	37,753	
Fresno	9,396,103	110,259	30,561	294,590	9,397	185,219	104,735	19,048	37,197	460,730	458,608	6,376	48,689	120,796	1,886,205	34,259
Fresno Club One	4,243,999	51,297	13,921	137,311	4,244	84,371	47,595	8,914	16,954	211,248	210,377	2,897	22,204	50,917	862,251	6,151
Lake Perris	20,259,128	411,188	66,260	544,813	20,260	401,577	208,504	46,521	80,724	971,238	959,537	13,769	107,691	193,628	4,025,711	84,566
Lancaster	17,813,777	358,938	58,332	477,872	17,814	353,530	183,353	39,132	71,085	865,841	855,653	12,108	94,837	186,874	3,575,369	84,322
Monterey	11,426,532	136,454	37,351	383,005	11,427	226,366	127,433	19,873	45,510	537,475	534,484	7,757	59,340	166,601	2,293,076	32,408
Pleasanton	45,986,863	555,862	150,344	1,441,641	45,987	911,174	514,856	93,935	183,023	2,264,569	2,261,695	31,339	240,483	533,480	9,228,390	140,711
Pomona	58,957,780	1,205,037	193,286	1,499,580	58,958	1,171,429	610,169	137,098	235,294	2,913,085	2,877,855	40,294	315,681	582,053	11,839,820	171,176
Sacramento	35,104,301	420,425	114,630	1,165,178	35,105	694,725	387,202	69,641	140,011	1,685,499	1,683,687	23,569	182,255	434,082	7,036,009	125,792
San Bernardino	36,067,703	725,335	118,105	973,246	36,069	715,790	370,843	84,051	143,963	1,757,708	1,737,264	24,490	191,918	361,742	7,240,524	157,752
San Jose	40,281,500	478,739	132,112	1,304,829	40,282	800,677	450,233	78,467	161,019	1,977,486	1,972,195	27,405	210,697	515,487	8,149,628	123,033
Santa Barbara	9,078,634	182,417	29,688	241,760	9,079	179,924	94,402	19,285	36,075	438,374	432,616	6,234	48,290	110,421	1,828,566	24,381
Santa Maria	6,896,280	140,752	22,511	182,327	6,897	136,432	71,483	14,176	27,364	326,697	322,390	4,721	36,635	74,716	1,367,099	22,826
Santa Rosa	14,772,858	178,976	48,077	443,228	14,774	291,375	164,411	31,350	58,547	734,518	733,633	10,008	77,175	179,845	2,965,917	65,460
Shalimar (Indio)	9,470,832	192,624	30,853	247,260	9,471	186,990	98,236	24,202	37,480	474,710	468,657	6,487	50,256	98,891	1,926,117	33,799
Stockton	21,543,607	280,535	70,500	673,007	21,544	427,275	240,130	45,271	85,938	1,080,241	1,078,732	14,617	112,818	252,538	4,363,144	92,298
Surfside Race Place	71,343,324	1,444,245	232,179	1,883,133	71,344	1,407,147	738,292	163,599	282,136	3,371,519	3,326,319	48,755	377,801	781,019	14,127,487	228,136
Tulare	4,268,785	51,459	13,924	138,285	4,269	84,389	48,262	7,828	16,900	200,523	199,608	2,938	22,189	55,848	846,392	19,995
Turlock	9,831,525	118,310	32,160	309,961	9,832	194,910	111,557	17,774	39,027	491,106	488,720	6,790	51,423	137,189	2,008,759	35,236
Vallejo	17,493,465	210,216	57,308	560,003	17,494	347,320	194,794	38,704	69,892	884,616	881,735	11,857	91,490	211,173	3,576,601	77,277
Ventura	33,830,173	675,438	110,571	903,719	33,831	670,130	350,353	77,645	134,480	1,672,093	1,651,252	23,137	179,803	374,069	6,856,521	94,842
Victorville	10,669,615	214,435	34,955	290,212	10,670	211,845	109,447	24,249	42,636	517,262	511,394	7,228	56,763	106,215	2,137,310	55,954
(Total: 25 records)	501,705,256	8,278,187	1,639,885	14,509,495	501,719	9,938,685	5,371,264	1,087,771	1,996,675	24,480,763	24,287,787	341,599	2,645,855	5,686,664	100,766,348	1,758,937

**\$14.5 Million**  
 NCOTWinc. & SCOTWinc.  
 Expense Fund

**\$24.5 Million**  
 Track Commissions

**\$24.3 Million**  
 to Purses

**\$2.6 Million**  
 Breeders & Sires  
 Programs

**\$100.8 Million**  
 in Total Industry  
 Distributions

In 2007, 1,758,937 patrons visited Fair Satellite Wagering Facilities and bet \$501.7 million, contributing \$100.8 million to the CA racing industry.



**JOINT COMMITTEE ON FAIRS  
ALLOCATION & CLASSIFICATION**

**Network of California Fairs  
2011/2012 Expenditure Plan**



**Karen Ross, Secretary**  
California Department of Food & Agriculture

**April 2011**

**Division of Fairs & Expositions**  
1010 Hurley Way, Suite 200  
Sacramento, CA 95825  
(916) 263-2955 • (916) 263-2969 fax  
[cdfa.ca.gov/fe](http://cdfa.ca.gov/fe) • [cafairs.com](http://cafairs.com)





CALIFORNIA DEPARTMENT OF  
FOOD & AGRICULTURE

Karen Ross, Secretary

April 28, 2011

To: Members, Joint Committee on Fairs Allocation and Classification

Subject: 2011/2012 Expenditure Plan for the Network of California Fairs

I respectfully submit the 2011/2012 Expenditure Plan for the Fair and Exposition Fund. This Plan includes the California Department of Food & Agriculture's (CDFA) plan to administer the Fair and Exposition Fund and provide fiscal and operation oversight of fairs through its Division of Fairs & Expositions.

The Network of California Fairs is facing unprecedented times as it will be necessary to become fully self-sufficient by January 1, 2012 due to the elimination of General Fund support. This will be a challenge for many fairs.

CDFA is committed to continuing its oversight and support for the Network of California Fairs with an emphasis on the 52 active district agricultural associations. Through the Division of Fairs & Expositions, CDFA will assist fairs as they transition into these uncertain economic times.

Fairs provide a significant public benefit to the people of the great state of California and CDFA will continue to work with the fairs in meeting community obligations.

My staff and I look forward to the opportunity to discuss this plan and the future of the California fair industry with you. If you would like additional information, please contact Rebecca Desmond, Acting Director of the Division of Fairs and Expositions, at (916) 263-2459.

Yours truly,

Karen Ross  
Secretary





# Table of Contents

Introduction .....1

Expenditure Plan .....7

Benefits of California Fairs.....8

Organizational Relationships.....12

Map of California Fairs .....14

List of California Fairs.....15



## Introduction

The following report presents the 2011/2012 Network of California Fairs Expenditure Plan to the Joint Committee on Fairs Allocation and Classification. This publication includes an overview of the network of California fairs; the roles and responsibilities of various state, county and private organizations; the impact of the elimination of General Fund support for the network; and the California Department of Food & Agriculture's plan for operational support and oversight of the network in the new world of 100% self-sustaining fairgrounds.

### Fair Network Oversight

The California Department of Food and Agriculture (CDFA), through the Division of Fairs and Expositions (F&E), provides fund administration and broad policy oversight to the network of California fairs through the application of law; development of policies, procedures and regulations; and broad supervision over fair fiscal and administrative matters.

Business and Professions (B&P) Code Sections 19621(c) and 19606.1(c) require CDFA to prepare an annual expenditure plan for review and approval by the Joint Committee on Fairs Allocation and Classification. Oversight of the Fairs & Expositions Fund and the Network of California Fairs is called for in statute in both the B&P Code (Sections 19606.1, 19620–19622.3, 19630, 19638) and the Food and Agriculture Code (Sections 3965.1, 4051, 4051.1, 4053, 4057-4060, 4501-4513).

The Network of California fairs includes 80 fairs divided into four categories (the latter three are non-DAA organizations):

- **54 DAAs:** State government entities
  - 52 active DAAs
  - 2 DAAs were deactivated during fiscal year 1997/98
- **23 County Fairs:** County government or not-for-profit organizations
- **2 Citrus Fruit Fairs:** Not-for-profit organizations
- **The California Exposition and State Fair (Cal Expo):** A state department

In 2009/2010, F&E updated the fair classification formula for the first time in 17 years. The new formula is based on a five-year average of total operating revenues for each fair, not including state allocations, one-time funds (grants and extraordinary events). The reclassification resulted in 27 fairs being reclassified, most to a higher class in recognition of their success in increasing operating revenues.



*Demonstration farms help teach fairgoers about the importance of agriculture.  
Orange County Fair, Costa Mesa*



*A drive-thru flu vaccine clinic at the Siskiyou Golden Fairgrounds in Yreka*

## **A New Era of Oversight and Administrative Support**

CDFA's Division of Fairs & Expositions provides fiscal and policy oversight of the network of California fairs and ensures the best use of available funding and other services. F&E is comprised of 18 staff members dedicated to serving California's network of 80 fairs.

For the past two fiscal years, the California fairs received financial assistance through various allocation and infrastructure programs from the Fairs and Expositions Fund which was supported by the General Fund. The Fairs and Expositions Fund is administered by the California Department of Food & Agriculture (CDFA) through its Division of Fairs & Expositions (F&E).

Prior to 2009/2010, the primary fund source for the Fair and Exposition Fund was from pari-mutuel horse racing license fees. The shift to the General Fund occurred at a time when horse racing in California was struggling to survive and revenue shortfalls within the Fair and Exposition Fund were at record highs, thereby jeopardizing the solvency of many California fairs.

As the 2011/2012 State Budget currently stands, the Network of California Fairs support from the General Fund has been eliminated and for the first time in 80 years, fairs will have to depend completely on their self-generated revenues to operate beginning January 1, 2012.

CDFA's role is also changing as F&E is facing a 50% reduction in funding to support operational support and fiscal and policy oversight of the Network of California Fairs. Most of the focus of the Department will be on the 52 DAAs as they will remain state entities, generating and expending state funds and operating with state employees on state property.

F&E plans to operate with three main objectives in mind under the overall goal of providing the ultimate public benefit to the state as it relates to the fairs. The objectives include community relevance, fiscal /policy oversight, and intervention transition.

## **Community Relevance**

There are several aspects of the public benefits of fairs in California that all point to each fair's relevance in their communities. These benefits include economic impact; meeting public needs by providing a place of gathering, cultural centers, affordable community facilities; emergency response capabilities and disaster preparedness; and food, nutrition and agriculture education and awareness.

Fairs embody the entrepreneurial excellence, quest for knowledge, innovative drive, and community spirit that is the Golden State.

In 2009, the Network of California Fairs



had a \$2.85 billion economic impact providing \$127 million in state and local taxes and 25,000 jobs. At the local level, the impact goes further where, for example, millions of dollars are raised by nonprofit organizations that use those funds for vital community services such as education, healthcare and the arts.

As well as providing an affordable annual community event that encompasses agriculture, food and nutrition education, entertainment, and culture, fairgrounds provide some of the most vital community services in every county—emergency response and disaster preparedness. Fairgrounds throughout the state are called upon to house displaced residents, their pets and livestock during natural disasters such as earthquakes, wildfires and floods.

Fairground facilities also house emergency response personnel, equipment and supplies crucial to battling such disasters. Fairgrounds regularly serve as training grounds for law enforcement, public health officials, first responders and firefighters so that local emergency response agencies are prepared to assist their communities when the needs arise. These services are most critical in the rural areas of the state where nearly 50% of the fairgrounds reside and serve as the hub of the community.

Most fairgrounds are at least 50 years old and constant assessment of the facilities is necessary to ensure the safety of the public and employees who are on the fairgrounds throughout the year. Fire marshal and construction codes must be adhered to. F&E will continue to work closely with the three fair industry joint powers authorities to assist the district agricultural associations with facility evaluation and compliance with state codes and

regulations.

Fairs are at the forefront in the battle against childhood obesity and related diseases such as diabetes. Food and nutrition education are abundant at the annual county fair as well as through related youth organizations including 4-H and the Future Farmers of America.

Each district agricultural association has a nine-member board of directors appointed by the Governor. The boards are charged with the fiscal and policy oversight of the DAA and they work closely with fair management to make the DAA a productive state entity. County fairs and nonprofit fair organizations that contract to operate fairgrounds throughout the state also have boards of directors who are appointed in a variety of ways. As a total, these board members are leaders in the industry and are responsible, along with fair staffs, for the success of the Network of California fairs. To that end, providing training and board development are key components to F&E's role in supporting community relevance and the ultimate public benefit of the fairs in California.



*The Salvation Army's Drought Relief food drive at the Big Fresno Fair*

F&E is at many times the first point of contact for the public regarding the fair network in California and it will continue to provide diverse customer service to the people of California through communications with those who want to learn about fairs, serve on fair boards, and address concerns with fairgrounds operations.

The Department of Food and Agriculture and the California fair industry as a whole remain confident that regardless the legislature and public at large will continue to see public good as a tremendous investment for all of Californians.

### **Fiscal and Policy Oversight**

Up until the 2011/2012 fiscal year, California fairs received state funding support either in direct allocations to fairs or through programs funded by F&E on behalf of the California fairs. Funding was traditionally derived from pari-mutuel horse racing license fees until 2009/2010 when the fund source transferred to the state's General Fund.

District agricultural associations (DAA) will now be responsible for fully self-funding unemployment claims, vehicle insurance, Department of Justice fees, property insurance pool support, annual audits, and construction management and inspection fees. These costs have been paid for by F&E in full or in part for the DAAs in the past.

To ensure all fairs are spending their funds appropriately, F&E fulfills a fiscal oversight role by reviewing and approving annual budgets, annual statements of operations (year-end financial reports), and reviewing

annual fiscal audits and semi-annual compliance audits. F&E will continue to do this for all fairs through 2011/2012, but will then narrow its focus to just the district agricultural associations as they will be the only state entities generating state funds in the future.

Beginning July 1, 2011, all fairs will be responsible for paying for their own annual financial audits and periodic compliance audits. This has been paid for from the F&E Fund for all DAAs and some county fairs.

F&E will continue CDFA's statutory oversight role regarding the operation of the district agricultural associations because they are state entities. This includes contract preparation and review, purchasing and procurement regulations through the Department of General Services, construction of public facilities, open meeting laws, board conduct, liability, and state employee requirements.

### **Intervention and Transition**

A large portion of the fiscal and policy oversight role for F&E has been the fair intervention program, known as Fairs on the Watch. This program was designed to assist fiscally challenged fairs with operational and management assessment, board and staff training, board development, master planning, and in rare instances, financial assistance to accomplish financial goals through short-term operational loans or lines of credit. There currently are 24 fairs in the program and after July 1 the focus will be on just the 19 district agricultural associations that meet the intervention criteria of having less

than a 5% cash reserve.

With the elimination of the \$32 million in General Fund support, many fairs are facing financial challenges that they have never before experienced. Going forward, F&E will assist the district agricultural associations looking to reorganize and/or downsize to ensure they are remaining relevant to their communities and the constituents they serve. F&E will help draft policies and procedures, assist with employee lay off plans, provide guidance in best practices and provide services as necessary so that the fairs are operated in the most efficient and cost effective manner. Due to the expected changes in DAA staffing, F&E will continue funding three fulltime positions at CDFA Human Resources as all DAA employees remain state workers and fair management will need guidance as fair teams are restructured.

F&E staff will work with the “fairs on the watch” through additional financial reporting reviews, fair visits, fair board meeting attendance, strategic planning with fair staff and board, community outreach, and detailed assessments in consideration of reorganization, and if necessary, potential deactivation of the DAA and closure of the fairgrounds.

F&E will create a business model that will be used to assist fairs in determining what their options are for sustaining operations, reinvention, alternative governance, and at last resort, deactivation and closure. F&E is currently investigating the liabilities that will be present for the state should a DAA be deactivated and the property revert back to the state.

Issues to be considered will include state

employee layoffs, state employee leave balance liabilities, state property closure and liability, availability of state fairgrounds for emergency response and disaster preparedness, disposition of state personal property (computers, vehicles, equipment, tables, chairs, etc.), financial commitment liabilities (loans to F&E and/or commercial institutions), etc.

F&E will work closely with each DAA and its community in determining alternatives to deactivation and closure including exploring combining DAAs with other DAAs or county fairs in close proximity.

## **Expenditures**

*(See page 7 for details)*

### **Administrative Oversight**

The only sources of revenue to the F&E Fund after June 30, 2011 will be from fair loan payments (loans made to fairs from the F&E Fund in prior years), prior year license fee recapture guarantee agreement (B&P 19616.52; settlement with private tracks for \$5.5 million over six years beginning in 2009/2010), and 1% live racing fair handle (B&P 19641 [a]). These funds are time-limited as fair loans are paid off and the license fee recapture guarantee is paid in full in 2014/2015.

Revenues in 2011/2012 are estimated to be \$2.3 million. F&E will be forced to cut staffing by nearly 50%.

### **Fair Local Assistance**

The expenditure budget has no funding earmarked for the direct support of California’s fair network.

**Profile of Fair Class Levels**

Class Level	Classification Criteria	# of Fairs Per Class
	Operating Revenue (\$1,000's)	
I	Up to 360	12
II	360 - 550	9
III	550 - 1,000	28
IV	1,500 - 3,000	14
V	5,000 - 6,000	4
VI	6,000 - 10,000	5
VII	Over 10,000	5

Prepared by the Division of Fairs

**Division of Fairs & Expositions**  
**Fair & Exposition Fund (191) and Satellite Wagering Account (192)**  
**2011/2012 Revenue and Expenditure Plan**

	Actual 2009/2010	Budgeted 2010/2011	Projected 2010/2011	Proposed 2011/2012
<b>Beginning Balance</b>				
Fairs and Expositions (F&E)	\$481,039	\$2,397,965	\$2,397,965	\$0
<b>Revenues</b>				
<b>General Fund</b> (B&P 19620.2)	32,000,000	32,000,000	32,000,000	0
<b>License Fees</b>				
1.0% Live Racing Fair Handle (B&P 19614(a))	877,885	300,000	656,740	400,000
Off-Track - Satellite Wagering (B&P 19605.9)	229,971	200,000	209,856	0
<b>Other Revenue</b>				
Prior Year Live Racing (B&P 19620.1(a))	2,104,433	0	43,445	0
Prior Year License Fees Guarantee Recapture (B&P 19616.52)	813,178	916,667	800,000	800,000
ADW Fees	36,042	0	13,442	0
Loan payments	0	0	762,723	1,100,000
<b>SMIF Interest Revenue</b>	95,143	75,000	75,000	0
<b>Total Revenues</b>	<b>36,156,653</b>	<b>33,491,666</b>	<b>34,561,205</b>	<b>2,300,000</b>
<b>Fund Transfers &amp; Other Receipts</b>				
<b>Transfers in</b>				
Project Cost Savings	0	12,476,278	12,913,256	0
Generators & Light Towers	645,000	0	0	0
<b>Transfers to Other Funds</b>				
Retired DAA Employee Benefits	(246,000)	(246,000)	(246,000)	0
<b>Total Available Resources</b>	<b>\$37,036,692</b>	<b>\$48,119,909</b>	<b>\$49,626,426</b>	<b>\$2,300,000</b>
<b>Expenditures</b>				
<b>Local Assistance</b>				
<b>Operational Support</b>				
Bond Debt Service	2,750,000	0	0	0
California Construction Authority (CCA)	2,500,000	2,300,000	2,300,000	0
Property Insurance	750,000	1,000,000	1,000,000	0
Unemployment Insurance	1,150,000	950,000	950,000	0
DAA Vehicle Insurance Assistance	0	700,000	700,000	0
	7,150,000	4,950,000	4,950,000	0
<b>General Fair Programs &amp; Funding</b>				
Local (Base) Allocations	9,985,600	10,428,050	10,246,737	0
Supplemental Local (Base) Allocations	0	9,112,339	16,824,708	0
Fair Performance Rating Program	2,050,000	2,165,000	2,010,000	0
Cal-Expo Pro Rata Reimbursement	265,000	265,000	265,000	0
Contingencies and Special Projects	322,047	500,000	250,000	0
Priority Fair Intervention Program	208,425	500,000	150,000	0
Regional Marketing Support Program	125,000	125,000	125,000	0
Rural Healthcare Equity Program	40,831	0	0	0
Generators & Light Towers	645,000	0	0	0
	13,641,904	23,095,389	29,871,445	0
<b>Health &amp; Safety</b>				
Emergency Response Program	100,000	100,000	0	0
Health Department Program	100,000	50,000	50,000	0
Urgent Needs Fund	150,000	150,000	0	0
	350,000	300,000	50,000	0
<b>Infrastructure</b>				
Infrastructure Fund	5,050,000	5,119,289	2,310,000	0
Replenishment Fund (Investment Capital)	350,000	1,578,308	320,000	0
Environmental Investment Program	75,000	0	0	0
Project Planning	300,000	220,000	0	0
Green Energy Initiatives	0	700,000	700,000	0
	5,775,000	7,617,597	3,330,000	0
<b>Training &amp; Education</b>				
Professional Development & Compliance	0	163,837	45,000	0
	0	163,837	45,000	0
<b>Racing &amp; Satellite Wagering Support</b>				
Race Track Preparation	600,000	4,237,402	5,293,425	0
Supplemental Purses	1,329,971	1,300,000	1,309,856	0
Wagering Facility Improvements	2,000,000	2,000,000	2,000,000	0
Horse Racing Transition Assistance	672,527	0	0	0
	4,602,498	7,537,402	8,603,281	0
<b>Abatements &amp; Accrual Adjustments</b>	(69,791)	(60,000)	(858,333)	0
<b>Total Local Assistance</b>	<b>31,449,611</b>	<b>43,604,225</b>	<b>45,991,393</b>	<b>0</b>
<b>Administrative Oversight</b>				
California Horse Racing Board Support (CHRB)	0	0	0	0
CDFA Support - Fairs & Expositions (F&E)	1,765,341	2,839,757	2,072,854	2,138,064
Professional Development & Compliance	386,360 <sup>1</sup>	428,243	428,243	0
Pro Rata Assessment	90,857	0	0	0
CDFA Support - Audit Program	946,558 <sup>1</sup>	1,156,000	1,133,936	0
<b>Total Administrative Oversight</b>	<b>3,189,116</b>	<b>4,424,000</b>	<b>3,635,033</b>	<b>2,138,064</b>
<b>Total Current Year Expenditures</b>	<b>34,638,727</b>	<b>48,028,225</b>	<b>49,626,426</b>	<b>2,138,064</b>
<b>Total Prior Year Adjustments</b>	<b>0</b>	<b>0</b>	<b>0</b>	<b>0</b>
<b>Total Expenditures</b>	<b>\$34,638,727</b>	<b>\$48,028,225</b>	<b>\$49,626,426</b>	<b>\$2,138,064</b>
<b>Ending Balance</b>	<b>\$2,397,965</b>	<b>\$91,684</b>	<b>\$0</b>	<b>\$161,936</b>

<sup>1</sup> Adjusted to Actual expense





## Benefits of California Fairs

Fairs benefit Californians in a variety of ways from the obvious to the obscure. There is so much more than the fair just “coming to town.” Fairs in most communities are the longest running annual events of the county and fairgrounds provide more services to the public than are realized.

From agriculture and education to emergency preparedness and economic stimulus, fairs are more relevant to the state today than ever before.

### Economic Impact

California fairs have immense economic, educational, social and cultural impacts. They embody the entrepreneurial excellence, the quest for knowledge, the innovative drive, and the community spirit that is the Golden State.

While the current environment presents reasons for some concern, it has only highlighted the importance of fairs to the state of California and to their local communities.

The following highlights from a 2009 economic impact study provide data to support the fact that fairs contribute to the betterment of the state:

- \$2.85 billion positive economic impact on California based on spending by all participants at fair time and interim events.
- \$855 million in annual income impact from attendee, fair

organization and fair-related business spending.

- 25,000 annual jobs created by fairs through direct employment and multiplier impacts.
- \$127 million in annual state and local government tax revenues from fair-related activities.

### Emergency Response and Disaster Preparedness

California fairs are regularly called upon by federal, state and local public health and safety agencies to assist with emergency preparedness and response. The roles fairs play during these exercises and emergencies vary significantly and occur frequently. Fairs serve as community lifelines during earthquakes, floods, and wildfires.

Fairgrounds often serve as command centers for CalFire, CalEMA, Homeland Security, Law Enforcement and FEMA.



*Firefighters mobilizing at the Earl Warren Showgrounds, home of the Santa Barbara Fair and Exposition.*

Examples of current and past fairground use for emergency preparedness and response include:

- Command center, mobilization and emergency staging sites (e.g., Office of Emergency Services, U.S. Dept. of Defense, Dept. of Homeland Security, local police and fire)
- Essential shelters and evacuation centers for people, pets and livestock
- Fire camps
- Strategic National Stockpile
- Emergency preparedness training (e.g., police, fire, SWAT, county health, homeland security drills)
- Cooling and warming centers
- Military staging sites for natural disaster response
- Life-flight staging sites
- Mass vaccination training and county inoculation sites
- Temporary homeless shelters
- National Veterinary Stockpile sites related to the CDC Strategic National Stockpile use.

In 2011, the Redwood Acres Fairgrounds in Eureka took in evacuees from the tsunami created by the deadly earthquake in Japan; the Eastern Sierra Tri-County Fairs took in residents and horses during a wildland fire; and the Mariposa opened up its RV park to numerous local residents who lost power during a snow storm.



*4-H poultry judging at the Santa Clara County Fair in San Jose.*

## **Agriculture, Food and Nutrition Education**

The heart of the fairs' tradition lies in agriculture. Fairs are the result of the industry's need to showcase its products and educate the public on the basics of where food and fiber come from.

Now 200 years old, American fairs were created to inspire and educate the farmers of America. "The first agencies for agricultural education that had a popular appeal, (fairs) were conducted on the theory that competitive displays of products would prompt the farmers to improve their livestock and crops and to adopt the new agricultural machinery." <sup>1</sup> That ideal remains true today as fairs are looked to as top components in the agriculture education of the nation.

Numerous fairs in California provide youth agriculture education programs separate from the annual fair. Grade school students are brought to fairgrounds for a day to learn all about how food and fiber is grown and produced right here in their own state. They get to see agriculture in action and



they remember their trip to Ag Day for a lifetime.

During the annual fairs, there is a vast amount of agriculture, food and nutrition education provided to fair attendees and participants. From the showing of prize livestock to cooking demonstrations using locally grown food, fairgoers have an abundance of choices when it comes to agriculture education at the fair.

State and local government agencies use fairs to disseminate vital information regarding the protection of California's natural, industrial, and agricultural resources. These public outreach efforts offer communities a first-hand look at California agriculture and the essential role of this \$30 billion-a-year industry.

Specialty crops are being showcased more and more at California fairs. Current exhibits include small demonstration farms and gardens featuring local and regional specialty crops. Planned exhibits include vast enhancements of specialty crop promotion through expanded gardens, farming and cooking with local food demonstrations, and children's activities.

Locally grown, farm to table, and slow food methods of production and marketing are also being highlighted at fairs throughout the state. Make no mistake that California fairs are one of the agriculture industry's best and most affordable avenues of marketing to the public.

## Environmental Leadership

By converting the Golden State's plentiful sunlight into solar power, 26 California fairs generate 8.1 megawatts of electricity

statewide, enough to power 6,400 homes or a city of 22,000 people. The photovoltaic systems, which convert light into electricity, are mounted on the expansive roofs of the fairs' exhibit buildings and barns.

The incredible achievement was initiated in 2001, and is a joint effort of the State of California and its network of California fairs, with grants from the California Energy Commission, local electrical utilities, and the Fair & Exposition Fund.

## The Fair Community

Fairs provide a location for cultural and social interaction as well as a focal point for community members to:

- Celebrate their heritage
- Compete in a variety of events
- Hold family reunions
- Display and view artwork
- Learn about other cultures
- Demonstrate new technology
- Showcase the best of California



*Marin County Fair CEO Jim Farley shows off the fairgrounds' solar panels.*

In addition to providing facilities and activities for educational purposes and broad community services, fairs also provide valuable community activities such as:

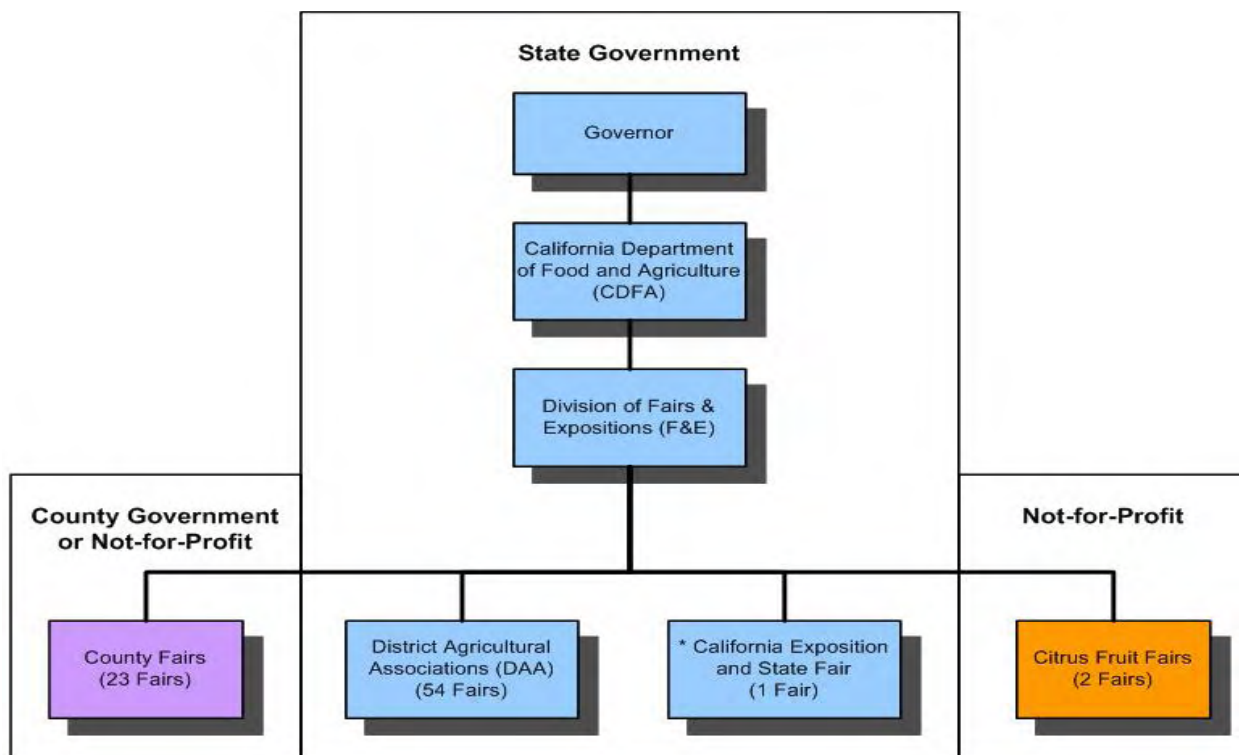
- Field trips
- Agriculture in the classroom
- Cultural events
- Concerts
- Head Start programs
- Pre-school programs
- Before/after school programs
- Charitable activities
- Weddings & other celebrations
- Auto shows
- Livestock events
- Farmers markets



As an added benefit, California fairs promote awareness of the Golden State's cultural diversity. Approximately 33 million people attend fairground events held in rural, suburban, and urban settings annually. These events attract people from various ethnic and age groups, creating a diverse cultural representation.

An important aspect of this fair community is also the millions of dollars raised by nonprofit organizations for the public good including children's healthcare, scholarships, food banks, recreation, public education, etc.

# Organizational Relationships



\* California Exposition and State Fair is a state agency.

## State Government

**California Department of Food & Agriculture (CDFA):** A state department responsible for the oversight of California's agricultural industry, including the network of California fairs.

**Division of Fairs and Expositions (F&E):** Division of CDFA that provides fiscal and policy oversight for the network of California fairs and ensures the best use of available funding and services.

**District Agricultural Association (DAA):** Holds fairs, expositions, and exhibitions to showcase various industries, enterprises, resources, and products, and to highlight California agriculture. Each DAA is governed by a nine-member

gubernatorially appointed board of directors.

**California Exposition and State Fair (Cal Expo):** A state department in Sacramento responsible for holding the annual California State Fair and exhibitions to highlight various industries, enterprises, resources, and products of the State.

## County Government or Not-for-Profit

**County Fairs:** Holds fairs to highlight a county's agricultural and natural resources.

**Citrus Fruit Fairs:** Holds annual fairs to celebrate the citrus fruit harvest.

In addition to state government, there are other organizations involved with fair operations and industry direction. Abbreviated descriptions of each organization's major roles are described below:

### **Joint Powers Authorities (JPAs)**

Three JPAs have been formed in California to provide specified services to the fair industry. CDFA is a party to the joint powers agreement that authorized the formation of each of the following JPAs:

#### ***California Fair Services Authority (CFSA):***

Administers risk-sharing pools (general liability, workers' compensation, revenue protection and all-risk property) designed to protect the Fair & Exposition Fund and local fair organizations; provides safety programs, facility inspections; and provides accounting, payroll, purchasing, computer, employee benefits, and management services.

#### ***California Construction Authority (CCA):***

Provides financing, design, and construction services for capital

infrastructure, deferred maintenance, health and safety improvements, and horse racing facilities on fairgrounds.

#### ***California Authority of Racing Fairs***

***(CARF):*** Provides legislative and operational support and professional development services for its members, all of which are horse racing fairs; assists CDFA with site selection and development for satellite wagering facilities; manages the track preparation agreement; and recommends an annual Satellite Wagering Account and racing track improvement plan.

### **Trade Organizations**

The following not-for-profit association provides services to the fair industry:

#### ***Western Fairs Association (WFA)/***

#### ***California Fairs Alliance (CFA):***

Sacramento-based trade association representing 72 of California's 80 fairs. Services include educational activities, training programs, and legislative advocacy.



# Map of California Fairs



NETWORK OF CALIFORNIA FAIRS  
2011/2012 EXPENDITURE PLAN

# CALIFORNIA FAIR LISTING

(Sorted by District Agricultural Association No. or County Abbreviation)

Class	DAA No.	Fair Name	City	County	Fair Start Date	Fair End Date
	1	Oakland Fair *	Oakland	Alameda	N/A	N/A
V	01A	Grand National Rodeo, Horse & Stock Show	Daly City	San Francisco	10/15/11	10/23/11
IV+	02	San Joaquin County Fair	Stockton	San Joaquin	6/15/11	6/19/11
III+	03	Silver Dollar Fair	Chico	Butte	5/26/11	5/30/11
III+	04	Sonoma-Marin Fair	Petaluma	Sonoma	6/22/11	6/26/11
	5	San Francisco Fair *	San Francisco	San Francisco	N/A	N/A
IV	07	Monterey County Fair	Monterey	Monterey	8/31/11	9/5/11
III	09	Redwood Acres Fair	Eureka	Humboldt	6/23/11	6/26/11
III	10	Siskiyou Golden Fair	Yreka	Siskiyou	8/10/11	8/14/11
I	10A	Tulelake-Butte Valley Fair	Tulelake	Siskiyou	9/8/11	9/11/11
III	12	Redwood Empire Fair	Ukiah	Mendocino	8/4/11	8/7/11
III	13	Yuba-Sutter Fair	Yuba City	Sutter	8/3/11	8/7/11
III+	14	Santa Cruz County Fair	Watsonville	Santa Cruz	9/13/11	9/18/11
V	15	Kern County Fair	Bakersfield	Kern	9/21/11	10/2/11
VI	16	California Mid-State Fair	Paso Robles	San Luis Obispo	7/20/11	7/31/11
IV	17	Nevada County Fair	Grass Valley	Nevada	8/10/11	8/14/11
III	18	Eastern Sierra Tri-County Fair	Bishop	Inyo	9/1/11	9/5/11
IV	19	Santa Barbara Fair and Expo	Santa Barbara	Santa Barbara	4/27/11	5/2/11
III	20	Gold Country Fair	Auburn	Placer	9/8/11	9/11/11
VI	21	Big Fresno Fair	Fresno	Fresno	10/5/11	10/16/11
III+	21A	Madera District Fair	Madera	Madera	9/8/11	9/11/11
VII	22	San Diego County Fair	Del Mar	San Diego	6/10/11	7/4/11
III+	23	Contra Costa County Fair	Antioch	Contra Costa	6/2/11	6/5/11
IV	24	Tulare County Fair	Tulare	Tulare	9/14/11	9/18/11
III	24A	Kings Fair	Hanford	Kings	7/7/11	7/10/11
III+	25	Napa Town and Country Fair	Napa	Napa	8/10/11	8/14/11
III	26	Amador County Fair	Plymouth	Amador	7/28/11	7/31/11
III+	27	Shasta District Fair	Anderson	Shasta	6/15/11	6/19/11
IV	28	San Bernardino County Fair	Victorville	San Bernardino	5/14/11	5/22/11
II	29	Mother Lode Fair	Sonora	Tuolumne	7/7/11	7/10/11
III	30	Tehama District Fair	Red Bluff	Tehama	9/22/11	9/25/11
VI	31	Ventura County Fair	Ventura	Ventura	8/3/11	8/14/11
VII	32	Orange County Fair	Costa Mesa	Orange	7/15/11	8/14/11
I	33	San Benito County Fair	Tres Pinos	San Benito	9/30/11	10/2/11
I	34	Modoc District Fair	Cedarville	Modoc	8/18/11	8/21/11
IV	35	Merced County Fair	Merced	Merced	6/15/11	6/19/11
II	35A	Mariposa County Fair & Homecoming	Mariposa	Mariposa	9/2/11	9/5/11
III+	36	Dixon May Fair	Dixon	Solano	5/4/11	5/8/11
IV	37	Santa Barbara County Fair (at the Santa Maria Fairpark)	Santa Maria	Santa Barbara	7/13/11	7/17/11
IV+	38	Stanislaus County Fair	Turlock	Stanislaus	7/15/11	7/24/11
III	39	Calaveras Co. Fair & Jumping Frog Jubilee	Angels Camp	Calaveras	5/19/11	5/22/11
III	40	Yolo County Fair	Woodland	Yolo	8/17/11	8/21/11
II	41	Del Norte County Fair	Crescent City	Del Norte	8/4/11	8/7/11
II	42	Glenn County Fair	Orland	Glenn	5/18/11	5/22/11
II	44	Colusa County Fair	Colusa	Colusa	6/9/11	6/12/11
III+	45	California Mid-Winter Fair & Fiesta	Imperial	Imperial	3/4/11	3/13/11
IV+	46	Southern California Fair	Perris	Riverside	10/8/11	10/16/11
I-X	48	Schools Involvement Fair	Walnut	Los Angeles	4/12/11	4/16/11
II	49	Lake County Fair	Lakeport	Lake	9/1/11	9/4/11
V	50	Antelope Valley Fair	Lancaster	Los Angeles	8/19/11	8/28/11
I-X	51	The Valley Fair	Burbank	Los Angeles	TBD	
I-X	52	Sacramento County Fair	Sacramento	Sacramento	5/26/11	5/30/11
I	53	Desert Empire Fair	Ridgecrest	Kern	10/20/11	10/23/11
I	54	Colorado River Fair	Blythe	Riverside	3/31/11	4/3/11

\* Fair not in operation. Deactivated during fiscal year 1997/1998.

NETWORK OF CALIFORNIA FAIRS  
2011/2012 EXPENDITURE PLAN

# CALIFORNIA FAIR LISTING

(Sorted by District Agricultural Association No. or County Abbreviation)

Class	County Abbr.	Fair Name	City	County	Fair Start Date	Fair End Date
VII	ALA	Alameda County Fair	Pleasanton	Alameda	6/22/11	7/10/11
II	BUT	Butte County Fair	Gridley	Butte	8/25/11	8/28/11
III	CLO	Cloverdale Citrus Fair	Cloverdale	Sonoma	2/18/11	2/21/11
III+	EDO	El Dorado County Fair	Placerville	El Dorado	6/16/11	6/19/11
III+	HUM	Humboldt County Fair	Ferndale	Humboldt	8/11/11	8/21/11
VII	LAN	Los Angeles County Fair	Pomona	Los Angeles	9/3/11	10/2/11
II	LAS	Lassen County Fair	Susanville	Lassen	7/20/11	7/24/11
I	MAD	Chowchilla-Madera County Fair	Chowchilla	Madera	5/19/11	5/22/11
IV	MAR	Marin County Fair & Exposition	San Rafael	Marin	6/30/11	7/4/11
I	MEN	Mendocino County Fair & Apple Show	Boonville	Mendocino	9/16/11	9/18/11
III	MER	Merced County Spring Fair	Los Banos	Merced	4/27/11	5/1/11
III+	MON	Salinas Valley Fair	King City	Monterey	5/12/11	5/15/11
III+	NAP	Napa County Fair	Calistoga	Napa	7/1/11	7/4/11
VI	NOS	National Orange Show	San Bernardino	San Bernardino	5/26/11	5/30/11
III+	PLA	Placer County Fair	Roseville	Placer	6/23/11	6/26/11
II	PLU	Plumas-Sierra County Fair	Quincy	Plumas	8/10/11	8/14/11
IV+	RIV	Riverside County Fair & National Date Festival	Indio	Riverside	2/18/11	2/27/11
	SBE	San Benito County Saddle Horse Show & Rodeo	Tres Pinos	San Benito	6/24/11	6/26/11
IV+	SCL	Santa Clara County Fair	San Jose	Santa Clara	8/4/11	8/7/11
I	SHA	Inter-Mountain Fair of Shasta County	McArthur	Shasta	9/1/11	9/5/11
III	SJO	Lodi Grape Festival & Harvest Fair	Lodi	San Joaquin	9/15/11	9/18/11
V	SMA	San Mateo County Fair	San Mateo	San Mateo	6/11/11	6/19/11
IV+	SOL	Solano County Fair	Vallejo	Solano	8/3/11	8/7/11
VI	SON	Sonoma County Fair	Santa Rosa	Sonoma	7/27/11	8/14/11
I	TRI	Trinity County Fair	Hayfork	Trinity	8/26/11	8/28/11
VII	XPO	California Exposition & State Fair	Sacramento	Sacramento	7/14/11	7/31/11

**CONCEPT AND PROPOSAL**

***Revise California Food & Agricultural Code  
To  
Create New Category of Fair:***

***AGRICULTURAL FAIR***

**April 2011**





DRAFT

## CONCEPT AND PROPOSAL

### *Revise Food & Agricultural Code to Create New Category of Fair:* **AGRICULTURAL FAIR**

---

#### ***Background***

After the recent passage of budget legislation that eliminated all Fair funding sourced from the General Fund, District Agricultural Associations find themselves in the unenviable position of functioning as a state agency, with all the associated limitations, costs and requirements of that status, yet without the corresponding benefit of receiving public funding. Perhaps now is the time to create an opportunity, through changes in legislation, for DAA's to re-organize into a more flexible and agile structure.

California Food and Agricultural Code (Sections 4601ff.) provides for and describes a category of Fair known as a "citrus fruit fair". The structure of a citrus fruit fair is often acknowledged as the most flexible existing fair structure in statute, insofar as it allows certain characteristics accorded a public agency and certain characteristics accorded a private entity.

#### ***Objective***

Create a new category of fair known as an **Agricultural Fair**, structured in a manner similar to citrus fruit fairs; allow DAA's to re-organize into this new structure so as to allow them to operate as local public agencies.

#### ***Proposal***

The following is proposed: revise and expand the existing language in the Food and Agriculture Code which describes "citrus fruit fairs" to create a new category of Fair with the same flexible structure as citrus fruit fairs. This category of fair shall be known as an **"Agricultural Fair"**. Define and describe **Agricultural Fair** using the same language and description as presently define and describe "citrus fruit fair". Permit this new category of **Agricultural Fair** to be governed as a non-profit or as a JPA. Allow District Agricultural Associations, by a majority vote of their Board and by declaration of the Secretary of CDFA, to become **Agricultural Fairs**. Allow likewise for California State Fair and Exposition. Require that **Agricultural Fairs** require transparency as follows: 1) require performance of an annual audit to standards set by the Secretary and 2) conduct their meetings according to the Brown Act. Create a commission, made up of persons with expertise in management of fairs, to advise the Secretary on governance and oversight matters relating to **Agricultural Fairs**.

#### ***Tactical Considerations and Actions***

Prepare language and pursue legislation to accomplish objectives above. Proposal has characteristics that may help it find traction in current political climate: 1) takes state government out of the Fair business; 2) governance of Fairs devolves to local level; 3) transparency; 4) desire from DAA's to find new structure appropriate for current circumstances; 5) helps Fairs without requiring state funds.

DRAFT

CK-April 12, 2011

6:35 AM



DRAFT

**CONCEPT AND PROPOSAL**  
***Revise Ag Code Using Citrus Fair Statute***  
***to Create New Category of Fair: AGRICULTURAL FAIR***  
**DRAFT**

---

1.  
CALIFORNIA CODES  
FOOD AND AGRICULTURAL CODE  
SECTION 4601-4603

4601. Unless the context otherwise requires, the definitions in this chapter govern the construction of this part.

4602. "Association" means a nonprofit corporation or joint powers authority organized and existing under the laws of this state for the purpose of and which engages in conducting and carrying on a citrus fruit fair or agricultural fair.

Deleted: ¶

Deleted: ¶

4603. "Citrus fruit fair" or "agricultural fair" means any citrus fruit fair, citrus fruit fair and exposition, agricultural fair or agricultural fair and exposition which satisfies all of the following requirements:

Comment [CK1]:

Deleted: or

Deleted: ¶

Deleted:

(a) Has been conducted and carried on by an association for not less than four or more than 15 consecutive days during each calendar year for a period of not less than 20 consecutive years.

(b) Citrus fruits or agricultural products are exhibited for prizes and premiums at the fair. The fair has for its purpose the promotion and encouragement of the citrus fruit industry or the agricultural industry of this state.

Deleted: ¶

Deleted: ¶

(1) A district agricultural association which meets the criteria set forth in (a) and (b) above may, by a majority vote of its board of directors and by declaration of the secretary, re-organize itself as an agricultural fair.

Formatted: Bullets and Numbering

(2) By a majority vote of its board of directors and by declaration of the secretary, the California State Fair and Exposition may re-organize itself as an agricultural fair pursuant to this section.

(c) For purposes of this section, "secretary" means the Secretary the Department of Food and Agriculture.

(d) Any fair organized pursuant to this section shall conduct its meetings according to California Government Code Sections 54950-54962, the Ralph M. Brown Act 2000.

ADD Section 4605

4605. Created hereby is the California Agricultural Fairs Commission. The secretary shall appoint seven individuals with expertise in management of fairs, of whom not less than four must be members of a fair board of directors, to advise on oversight and governance matters related to California agricultural fairs. The California Agricultural Fairs Commission may advise the secretary on standards for an annual audit of agricultural fairs pursuant to Section 4652.

Korby  
April 2011

DRAFT

---

2.  
CALIFORNIA CODES  
FOOD AND AGRICULTURAL CODE  
SECTION 4651-4652

4651. The fair shall be deemed to be a fair and association within the meaning of Chapter 1 (commencing with Section 4401), Part 4 of this division and the association so conducting and holding such citrus fruit fair or agricultural fair shall be entitled to participate in the benefits and appropriations provided for in and by Chapter 1 (commencing with Section 4401), Part 4 of this division and shall receive aid, as provided therein and as otherwise provided by law for citrus fruit fairs or agricultural fairs, in the same manner as if such citrus fruit fair or agricultural fairs was being conducted and carried on in the manner provided in and under the previous provisions of Chapter 1 (commencing with Section 4401), Part 4 of this division.

Deleted: ¶

Deleted: ¶

Deleted: ¶

Deleted: ¶

Deleted: ¶

Deleted: ¶

4652. An association conducting a citrus fruit fair or agricultural fair may receive and use, for the citrus fruit fair or the agricultural fair, any money which is appropriated for use of a "citrus fruit fair", "district agricultural association", "fair" or "agricultural fair". The secretary shall oversee standards for annual audit

Deleted: ¶

Deleted: ¶

---

Deleted: ¶

3.  
CALIFORNIA CODES  
FOOD AND AGRICULTURAL CODE  
SECTION 3001-3003

3001. Unless the context otherwise requires, the definitions in this article govern the construction of the chapter.

3002. "Courtesy pass admission" means any admission, without payment of the admission charge, to any state, county, district, agricultural or citrus fruit fair, except any of the following:

Deleted: ¶

- (a) Credential admission.
- (b) Admission of any child under 12 years of age.
- (c) Admission of any military personnel in uniform.

3003. "Credential admission" means any admission which is authorized by the board of directors of a state, district, agricultural or citrus fruit fair, or by the board of supervisors of a county for admission to a fair without payment of the admission charge when a service is rendered by the person who is admitted which is necessary for the conduct of the fair.

Deleted: ¶

Deleted: ¶

Deleted: ¶

Deleted: ¶

DRAFT

4.  
CALIFORNIA CODES  
FOOD AND AGRICULTURAL CODE  
SECTION 4701-4703

4701. An association that conducts and carries on any agricultural or citrus fruit fair which is eligible to receive apportionments pursuant to Section 19626 of the Business and Professions Code:

Deleted: ¶

(a) Has the same power as a district agricultural association to construct, maintain and operate recreational and cultural facilities of general public interest.

Deleted: ¶

(b) Is an instrumentality of the state for the purposes mentioned in subdivision (a) of this section and in Section 4603.

4702. Upon dissolution of any such association, all of its property, after payment of outstanding debts, shall escheat to the state.

4703. All property of any such association which is used exclusively in conducting agricultural or citrus fruit fairs, and its recreational and cultural facilities which are of general public interest, are exempt from taxation. No affidavit need be filed to claim this exemption.

Deleted: ¶

Deleted: ¶

Deleted: ¶

---

5.  
CALIFORNIA CODES  
FOOD AND AGRICULTURAL CODE  
SECTION 4401.5-4403

4401.5. (a) The director shall expend an amount not to exceed a total of one hundred thousand dollars (\$100,000) in any fiscal year for any exhibit or exhibits located on any state-supported fair demonstrating, in a creative and innovative manner, the process of production and use of food and fiber from the producer to the consumer in this state.

Comment [CK2]: SECRETARY?

Formatted: Strikethrough

Formatted: Strikethrough

(b) The director shall annually provide for a conference of fair judges to aid the department in prescribing regulations adopted pursuant to Section 4501. The director may expend up to fifteen thousand dollars (\$15,000) in any fiscal year for such purposes.

4402. The department may expend funds appropriated by Section 22 of Chapter 1440 of the Statutes of 1985 in the 1985-86 and 1986-87 fiscal years for capital outlay and deferred and major maintenance projects of a health and safety nature at county fairs, district agricultural association fairs, agricultural fair and citrus fruit fairs.

4403. (a) A county fair, district agricultural association fair, agricultural fair or citrus fruit fair may expend funds for promotional and public relations purposes of the fair.

Deleted: ¶

Deleted: ¶

(b) The department may expend funds for promotional and public

Korby  
April 2011

DRAFT

relations purposes for county fairs, agricultural fairs, district agricultural association fairs, and citrus fruit fairs.

Deleted: ¶

---

6.  
CALIFORNIA CODES  
FOOD AND AGRICULTURAL CODE  
SECTION 3021-3029

3021. Every state, district, county, agricultural fair or citrus fruit fair which receives any money from the State Treasury shall permit the admission without payment of the admission charge of all children 12 years of age or under on at least one day, which is designated by the fair, during each fair period.

Deleted: ¶

Deleted: ¶

Deleted: ¶

Deleted: ¶

3022. If a charge is made for admission to enter a state, district, county, agricultural fair, or citrus fruit fair, the following persons may be admitted to such fairgrounds without the payment of the established admission price:

Deleted: ¶

- (a) Persons with credential admissions.
- (b) Persons with courtesy pass admissions.
- (c) Military personnel in uniform.

3023. A credential admission may be issued to any individual, association, or body that does any of the following:

- (a) Prepares or services any educational, commercial, industrial, livestock, agricultural, horticultural, or viticultural display or exhibit.
- (b) Services, maintains, or operates any concession.
- (c) Renders, through agreement with the fair, a service to fair patrons.
- (d) Renders a necessary public service.
- (e) Safeguards health.
- (f) Provides for public safety.
- (g) Participates in any parade or event which is necessary for the conduct of the fair.

Deleted: ¶

3024. Credential admissions may, also, be issued to any of the following persons:

¶

- (a) Representatives of press, radio, and television personally engaged in obtaining and transmitting public information.
- (b) Ambulance drivers.
- (c) Firemen on duty.
- (d) Repairmen who are necessary to service utilities.
- (e) Employees of the fair.
- (f) State officials in the performance of their duty.

3025. The words "credential admission" shall be printed on each ticket which is issued as a credential admission.

Korby  
April 2011

DRAFT

3026. The percentage of courtesy pass admissions to any state, county, district, agricultural fair or citrus fruit fair shall not exceed 4 percent of the gross paid admission to the fair in the preceding calendar year.

Deleted: ¶

3027. A courtesy pass admission is not transferable.

3028. Each fair shall maintain complete records of the number of credential and courtesy pass admissions which are issued for each fair period.

3029. Each fair shall make an annual report to the department, as prescribed by the department, of the total number of credential and courtesy pass admissions issued and honored at the fair.

---

**NOTE:**

**CERTAIN OTHER SECTIONS OF STATUTE, INCLUDING BUSINESS AND PROFESSIONS CODE, WILL ALSO REQUIRE AMENDMENT.**





## ABSTRACTS

### CITRUS FRUIT FAIR IN AG CODE

---

1.  
CALIFORNIA CODES  
FOOD AND **AGRICULTURAL CODE**  
SECTION 4601-4603

4601. Unless the context otherwise requires, the definitions in this chapter govern the construction of this part.

4602. "Association" means a nonprofit corporation organized and existing under the laws of this state for the purpose of and which engages in conducting and carrying on a **citrus fruit fair**.

4603. "**Citrus fruit fair**" means any **citrus fruit fair** or **citrus fruit fair** and exposition which satisfies all of the following requirements:

(a) Has been conducted and carried on by an association for not less than four or more than 15 consecutive days during each calendar year for a period of not less than 20 consecutive years.

(b) **Citrus** fruits are exhibited for prizes and premiums at the **fair**. The **fair** has for its purpose the promotion and encouragement of the **citrus** fruit industry of this state.

---

2.  
CALIFORNIA CODES  
FOOD AND **AGRICULTURAL CODE**  
SECTION 4651-4652

4651. The **fair** shall be deemed to be a **fair** and association within the meaning of Chapter 1 (commencing with Section 4401), Part 4 of this division and the association so conducting and holding such **citrus fruit fair** shall be entitled to participate in the benefits and appropriations provided for in and by Chapter 1 (commencing with Section 4401), Part 4 of this division and shall receive aid, as provided therein and as otherwise provided by law for **citrus fruit fairs**, in the same manner as if such **citrus fruit fair** was being conducted and carried on in the manner provided in and under the previous provisions of Chapter 1 (commencing with Section 4401), Part 4 of this division.

4652. An association conducting a **citrus fruit fair** may receive and use, for the **citrus fruit fair**, any money which is appropriated for use of a "**citrus fruit fair**".

---

3.  
CALIFORNIA CODES  
FOOD AND **AGRICULTURAL CODE**  
SECTION 3001-3003

3001. Unless the context otherwise requires, the definitions in this article govern the construction of the chapter.

3002. "Courtesy pass admission" means any admission, without payment of the admission charge, to any state, county, district, or **citrus** fruit **fair**, except any of the following:

- (a) Credential admission.
- (b) Admission of any child under 12 years of age.
- (c) Admission of any military personnel in uniform.

3003. "Credential admission" means any admission which is authorized by the board of directors of a state, district, or **citrus** fruit **fair**, or by the board of supervisors of a county for admission to a **fair** without payment of the admission charge when a service is rendered by the person who is admitted which is necessary for the conduct of the **fair**.

---

4.  
CALIFORNIA CODES  
FOOD AND **AGRICULTURAL CODE**  
SECTION 4701-4703

4701. An association that conducts and carries on any **citrus** fruit **fair** which is eligible to receive apportionments pursuant to Section 19626 of the Business and Professions **Code**:

- (a) Has the same power as a district **agricultural** association to construct, maintain and operate recreational and cultural facilities of general public interest.
- (b) Is an instrumentality of the state for the purposes mentioned in subdivision (a) of this section and in Section 4603.

4702. Upon dissolution of any such association, all of its property, after payment of outstanding debts, shall escheat to the state.

4703. All property of any such association which is used exclusively in conducting **citrus** fruit fairs, and its recreational and cultural facilities which are of general public interest, are exempt from taxation. No affidavit need be filed to claim this exemption.

---

5.  
CALIFORNIA CODES  
FOOD AND **AGRICULTURAL CODE**  
SECTION 4401.5-4403

4401.5. (a) The director shall expend an amount not to exceed a total of one hundred thousand dollars (\$100,000) in any fiscal year for any exhibit or exhibits located on any state-supported **fair** demonstrating, in a creative and innovative manner, the process of production and use of food and fiber from the producer to the consumer in this state.

(b) The director shall annually provide for a conference of **fair** judges to aid the department in prescribing regulations adopted pursuant to Section 4501. The director may expend up to fifteen thousand dollars (\$15,000) in any fiscal year for such purposes.

4402. The department may expend funds appropriated by Section 22 of Chapter 1440 of the Statutes of 1985 in the 1985-86 and 1986-87 fiscal years for capital outlay and deferred and major maintenance projects of a health and safety nature at county fairs, district **agricultural** association fairs, and **citrus** fruit fairs.

4403. (a) A county **fair**, district **agricultural** association **fair**, or **citrus** fruit **fair** may expend funds for promotional and public relations purposes of the **fair**.

(b) The department may expend funds for promotional and public relations purposes for county fairs, district **agricultural** association fairs, and **citrus** fruit fairs.

---

6.

CALIFORNIA CODES

FOOD AND **AGRICULTURAL** CODE

SECTION 3021-3029

3021. Every state, district, county, or **citrus** fruit **fair** which receives any money from the State Treasury shall permit the admission without payment of the admission charge of all children 12 years of age or under on at least one day, which is designated by the **fair**, during each **fair** period.

3022. If a charge is made for admission to enter a state, district, county, or **citrus** fruit **fair**, the following persons may be admitted to such fairgrounds without the payment of the established admission price:

- (a) Persons with credential admissions.
- (b) Persons with courtesy pass admissions.
- (c) Military personnel in uniform.

3023. A credential admission may be issued to any individual, association, or body that does any of the following:

- (a) Prepares or services any educational, commercial, industrial, livestock, **agricultural**, horticultural, or viticultural display or exhibit.
- (b) Services, maintains, or operates any concession.
- (c) Renders, through agreement with the **fair**, a service to **fair** patrons.
- (d) Renders a necessary public service.
- (e) Safeguards health.

Korby  
April 2011

- (f) Provides for public safety.
- (g) Participates in any parade or event which is necessary for the conduct of the **fair**.

3024. Credential admissions may, also, be issued to any of the following persons:

- (a) Representatives of press, radio, and television personally engaged in obtaining and transmitting public information.
- (b) Ambulance drivers.
- (c) Firemen on duty.
- (d) Repairmen who are necessary to service utilities.
- (e) Employees of the **fair**.
- (f) State officials in the performance of their duty.

3025. The words "credential admission" shall be printed on each ticket which is issued as a credential admission.

3026. The percentage of courtesy pass admissions to any state, county, district, or **citrus** fruit **fair** shall not exceed 4 percent of the gross paid admission to the **fair** in the preceding calendar year.

3027. A courtesy pass admission is not transferable.

3028. Each **fair** shall maintain complete records of the number of credential and courtesy pass admissions which are issued for each **fair** period.

3029. Each **fair** shall make an annual report to the department, as prescribed by the department, of the total number of credential and courtesy pass admissions issued and honored at the **fair**.

---

7.  
CALIFORNIA CODES  
FOOD AND **AGRICULTURAL** CODE  
SECTION 3021-3029

3021. Every state, district, county, or **citrus** fruit **fair** which receives any money from the State Treasury shall permit the admission without payment of the admission charge of all children 12 years of age or under on at least one day, which is designated by the **fair**, during each **fair** period.

3022. If a charge is made for admission to enter a state, district, county, or **citrus** fruit **fair**, the following persons may be admitted to such fairgrounds without the payment of the established admission price:

- (a) Persons with credential admissions.
- (b) Persons with courtesy pass admissions.
- (c) Military personnel in uniform.

3023. A credential admission may be issued to any individual, association, or body that does any of the following:

(a) Prepares or services any educational, commercial, industrial, livestock, **agricultural**, horticultural, or viticultural display or exhibit.

(b) Services, maintains, or operates any concession.

(c) Renders, through agreement with the **fair**, a service to **fair** patrons.

(d) Renders a necessary public service.

(e) Safeguards health.

(f) Provides for public safety.

(g) Participates in any parade or event which is necessary for the conduct of the **fair**.

3024. Credential admissions may, also, be issued to any of the following persons:

(a) Representatives of press, radio, and television personally engaged in obtaining and transmitting public information.

(b) Ambulance drivers.

(c) Firemen on duty.

(d) Repairmen who are necessary to service utilities.

(e) Employees of the **fair**.

(f) State officials in the performance of their duty.

3025. The words "credential admission" shall be printed on each ticket which is issued as a credential admission.

3026. The percentage of courtesy pass admissions to any state, county, district, or **citrus** fruit **fair** shall not exceed 4 percent of the gross paid admission to the **fair** in the preceding calendar year.

3027. A courtesy pass admission is not transferable.

3028. Each **fair** shall maintain complete records of the number of credential and courtesy pass admissions which are issued for each **fair** period.

3029. Each **fair** shall make an annual report to the department, as prescribed by the department, of the total number of credential and courtesy pass admissions issued and honored at the **fair**.



## **CORRESPONDENCE**



----- Original Message -----

**From:** [Christopher Korby](#)

**To:** [Alkire, John](#) ; [Rick Pickering](#) ; [Stephen Chambers](#)

**Cc:** [George Soares](#) ; [Louie Brown](#)

**Sent:** April 13, 2011 12:58 PM

**Subject:** Fw: Some Suggestions for Revisions to Ag Code related to Fair Structure

All,

Please consider this a request that the concept of creating a new "**Agricultural Fair**" structure in statute be added to the discussion items for the WFA/CFA meeting on Friday April 15.

When Stephen and I spoke about this the other day, he mentioned that the WFA advocacy team will continue to focus its efforts toward securing Fair funding, but the team is looking at all options. We'd propose that this concept become one of the options.

While this concept of an new **Agricultural Fair** structure does not include a Fair funding component, it certainly does not preclude continuing efforts to secure Fair funding. It can be viewed as a parallel effort. Both efforts are worthy of support.

In my estimation, the two efforts (i.e., securing Fair funding and creating a new Fair structure: **Agricultural Fair**) are complementary. As drafted, this **Agricultural Fair** proposal is intentionally silent on the subject of funding. It may actually be a better tactic that they proceed separately. This concept for re-structuring may have a better prospect for passage if it is not connected to state funding and presented as bootstrap legislation that could help Fairs succeed by allowing them to step away from state structure.

So far in this session, Fairs have not fared well in budget legislation. There are probably are many legislators who would like to help Fairs in ways that do not require state funds, if there is a way to do so. This proposal aligns with those circumstances.

The re-structuring proposal also includes "transparency" components, important in today's political environment, in the form of open-meeting requirements and audit requirements. Furthermore, it keeps Fairs connected to CDFA through

creation of a California Agricultural Fairs Commission, a body which can be further defined now or later.

If we were successful in modifying Ag Code to allow this new structure, participation on the part of any Fair would be voluntary; the decision to re-structure would begin at the local level. Any Fair that wished to continue as a state agency would be free to do so.

With respect to personnel issues and PERS coverage for employees, contracts with PERS to cover continuing employees can be transferred to local agency-status. There are Fairs that operate now under a local agency contract with PERS. In my estimation, the mechanics of such a transfer are not difficult. The difficulty, if there is one, will be how Fairs pay for the benefits.

If you wish, we can offer a reference to an Human Resources JPA that could advise on and manage a personnel transition of this sort.

With respect to potential union opposition, I believe that any responsible union representatives would be interested in preserving jobs for as many members as they can. For smaller to medium-size DAA's, with no state funding available, the choice may be re-structure or go out of business; going out of business means loss of jobs. I can't imagine why the SEIU or any other union group wouldn't be willing to talk about strategies that preserve public sector jobs in the current environment.

These are difficult times and we hope every possible solution on the table for discussion. The approach outlined in this proposal may work for some Fairs, it may not work for others. If it might help some Fairs survive or operate more efficiently, it's worth exploring. In any event, we need to look at all the options.

Thanks for your consideration.

Respectfully offered,  
--Chris

Christopher Korby  
Executive Director  
California Authority of Racing Fairs  
916-263-3348

# CALIFORNIA FAIRS





CALIFORNIA DEPARTMENT OF  
FOOD & AGRICULTURE

Karen Ross, Secretary

April 26, 2011

Christopher Korby  
Executive Director  
California Authority of Racing Fairs  
1776 Tribute Road, Suite 150  
Sacramento, CA 95815

RE: 2010/2011 CARF Funding Programs for the San Mateo County Fair

Dear Chris,

In response to the recent California Authority of Racing Fairs (CARF) Board adoption of the 2010/2011 CARF Funding Programs specific to the San Mateo County Fair (SMCF), Chris Carpenter, the SMCF Chief Executive Officer, contacted the Division of Fairs and Expositions (F&E) to express concerns about the conditions placed on his fair in order to receive program funding. It is our understanding that Chris intends on presenting his concerns at the next CARF Board meeting on May 3, 2011.

In anticipation of a discussion at the upcoming CARF Board meeting specific to the SMCF's conditions for 2010/2011 CARF Program funding, we offer the following:

1. F&E is in general support of securing assurances from the SMCF to ensure the Cow Palace has the ability to host a satellite wagering facility.
2. F&E is in support of the SMCF using their 2010/2011 CARF Program funding allocations exclusively for CARF and F&E debt repayment as this will have a substantial financial benefit to the fair.
3. According to the 2010/2011 CARF Program details, the SMCF is eligible for a total of \$544,811 from the Equipment Replacement and Capital Improvement programs. The fair has a total of \$2,500,000 in loans for their satellite facility project made up of F&E funds contributed by both F&E and CARF. In addition, F&E and CARF have also contributed other allocations to SMCF's project in the amount of \$1,072,500, for a total project investment of \$3,572,500.






4. Of the \$2,500,000 in project loans, \$1,750,000 (70% of total) was contributed by F&E and \$750,000 (30% of total) was contributed by CARF. If the SMCF pays down these loans with the available 2010/2011 CARF Program funds on a pro-rata basis based on the above percentages, the payments to F&E and CARF will be \$381,368 and \$163,443 respectfully not including any assessed fees.
5. If F&E's and CARF's total project investments were included in the SMCF project funding amount, the total contribution from F&E and CARF is \$3,572,500. This includes an F&E contribution of \$1,961,250 (55% of total) and a CARF contribution of \$1,611,250 (45% of total). If the SMCF pays down these loans with the available 2010/2011 CARF Program funds on a pro-rata basis based on the above percentages, the payments to F&E and CARF will be \$299,646 and \$245,165 respectively not including any assessed fees.
6. F&E recommends that one of the loan payback schedules above be used for the SMCF as a logical method of paying down both F&E and CARF loans.

We request this letter be incorporated into the next CARF Board agenda scheduled for action, and look forward to resolving any and all CARF funding issues with the SMCF at the May 3, 2011 CARF Board meeting. If you have any questions or concerns regarding this matter, please contact the undersigned.

Sincerely,



Rebecca Desmond  
Acting Director

cc: John Alkire, President of the Board, California Authority of Racing Fairs  
Dan Jacobs, Finance Committee Chair, California Authority of Racing Fairs  
Chris Carpenter, CEO, San Mateo County Fair  
Lisa Drury, Special Assistant, Division of Fairs and Expositions  
Troy West, Asset Management Coordinator, Division of Fairs and Expositions

**California Authority of Racing Fairs  
Agency Income Statement  
March 31, 2011**

	<b>2009 Year End Actual</b>	<b>2010 Year End Actual</b>	<b>2009 YTD Actual</b>	<b>2010 YTD Actual</b>	<b>2011 YTD Actual</b>	<b>2011 Annual Budget</b>	<b>2011 Budget Variance</b>	<b>2011 % Budget</b>
<b>Revenue:</b>								
Other Revenue	148	(2,326)	15	30	0	500	(500)	0%
Interest Income	30,515	18,003	3,587	7,185	2,229	30,000	(27,771)	7%
Member Dues	282,532	290,107	70,633	73,228	73,228	292,913	(219,685)	25%
CARF South Programs Admin Fee	25,351	21,256	6,908	5,665	4,033	18,806	(14,773)	21%
CARF Projects Admin Fee	66,063	141,872	9,543	8,422	0	195,000	(195,000)	0%
CARF Live Racing Admin Fee	112,869	108,854	13,043	13,867	89,020	182,611	(93,591)	49%
CARF @ Leased Facility Revenue	(311,170)	0	0	0	0	0	0	0%
<b>Total Revenue</b>	<b>206,308</b>	<b>577,767</b>	<b>103,729</b>	<b>108,397</b>	<b>168,510</b>	<b>719,830</b>	<b>(551,320)</b>	<b>23%</b>
<b>Expenses:</b>								
Salaries	226,671	241,506	56,518	56,462	66,062	305,173	239,111	22%
Employee Benefits	23,714	18,890	6,398	3,240	8,688	30,000	21,312	29%
Post Retirement Benefits	666,317	34,458	13,228	8,617	8,706	35,000	26,294	25%
Payroll Taxes	12,487	12,529	4,669	4,452	4,757	15,000	10,243	32%
Accounting Costs	17,209	17,272	4,644	4,067	5,688	18,750	13,063	30%
Audit Services	7,125	6,375	0	0	0	6,375	6,375	0%
Automobile Expense	435	10,650	10	3,668	0	4,000	4,000	0%
Contracted Services	543	10,435	256	328	30	5,000	4,970	1%
Depreciation	13,881	11,985	3,558	3,394	0	10,000	10,000	0%
Dues & Subscriptions	36,048	11,952	3,282	2,863	202	1,000	798	20%
Insurance Expense	37,784	37,127	9,446	9,286	9,277	41,000	31,723	23%
Legal Expenses	11,413	21,720	195	11,105	1,570	12,500	10,930	13%
Legislative Expenses	53,508	53,796	13,271	13,450	9,411	63,000	53,589	15%
Meetings Expense	5,398	6,852	1,459	729	815	5,000	4,185	16%
Misc. (Ag Day Sponsor)	2,482	2,010	2,083	200	0	2,500	2,500	0%
Office Supplies	23,754	27,882	6,743	6,817	4,913	25,000	20,087	20%
Postage & Shipping	5,987	3,117	890	461	470	4,000	3,530	12%
Rent (Tribute Road)	38,916	38,265	9,605	9,936	8,942	45,000	36,058	20%
Repairs & Maintenance	0	674	0	674	0	1,000	1,000	0%
Telephone Expense	7,390	9,492	1,894	2,114	2,950	10,000	7,050	29%
Training	0	0	0	0	0	2,500	2,500	0%
Travel Expense	25,280	27,226	7,775	7,503	1,677	27,500	25,823	6%
<b>Total Expenses</b>	<b>1,216,340</b>	<b>604,215</b>	<b>145,925</b>	<b>149,365</b>	<b>134,158</b>	<b>669,298</b>	<b>535,140</b>	<b>20%</b>
<b>Agency Income (Loss)</b>	<b>(1,010,031)</b>	<b>(26,448)</b>	<b>(42,197)</b>	<b>(40,969)</b>	<b>34,352</b>	<b>50,532</b>	<b>(16,181)</b>	
<b>Southern Program Income (Loss)</b>	<b>7,142</b>	<b>8,153</b>	<b>2,367</b>	<b>2,702</b>	<b>4,212</b>	<b>2,444</b>	<b>(27,778)</b>	
<b>Total BS Net Income (Loss)</b>	<b>(1,002,890)</b>	<b>(18,295)</b>	<b>(39,830)</b>	<b>(38,266)</b>	<b>38,564</b>	<b>52,976</b>	<b>(43,959)</b>	

**California Authority of Racing Fairs**  
**Southern Region Income Statement**  
**March 31, 2011**

	<b>2009</b>	<b>2010</b>	<b>2009</b>	<b>2010</b>	<b>2011</b>	<b>2011</b>	<b>2011</b>	<b>2011</b>
	<b>Year End</b>	<b>Year End</b>	<b>YTD</b>	<b>YTD</b>	<b>YTD</b>	<b>Annual</b>	<b>Budget</b>	<b>% Budget</b>
	<b>Actual</b>	<b>Actual</b>	<b>Actual</b>	<b>Actual</b>	<b>Actual</b>	<b>Budget</b>	<b>Variance</b>	
<b>Program Revenue:</b>								
Program Sales	343,634	285,716	92,112	75,537	63,820	250,750	(186,930)	25%
Other Revenue	0	0	0	0	0	0	0	0%
Royalties/Fees Due Host	(311,141)	(256,307)	(82,837)	(67,169)	(55,575)	(229,500)	173,925	24%
<b>Total Revenue</b>	<b>32,493</b>	<b>29,409</b>	<b>9,275</b>	<b>8,367</b>	<b>8,245</b>	<b>21,250</b>	<b>(13,005)</b>	<b>39%</b>
<b>Expenses:</b>								
Legal Expenses	0	0	0	0	0	0	0	0%
Meetings Expense	0	0	0	0	0	0	0	0%
Misc Exp.(Storage)	0	0	0	0	0	0	0	0%
Office Supplies	0	0	0	0	0	0	0	0%
Paper Expense	0	0	0	0	0	0	0	0%
Postage & Shipping	0	0	0	0	0	0	0	0%
Printing Supplies	0	0	0	0	0	0	0	0%
Rent & Utility Expenses	0	0	0	0	0	0	0	0%
Repairs & Maintenance	0	0	0	0	0	0	0	0%
Telephone Expense	0	0	0	0	0	0	0	0%
Travel Expense	0	0	0	0	0	0	0	0%
<b>Total Expenses</b>	<b>0</b>	<b>0</b>	<b>0</b>	<b>0</b>	<b>0</b>	<b>0</b>	<b>0</b>	<b>0%</b>
Operating Income (Loss)	32,493	29,409	9,275	8,367	8,245	21,250	(13,005)	39%
CARF Admin Fee	25,351	21,256	6,908	5,665	4,033	18,806	14,773	21%
Rebate								
<b>Income (Loss)</b>	<b>7,142</b>	<b>8,153</b>	<b>2,367</b>	<b>2,702</b>	<b>4,212</b>	<b>2,444</b>	<b>(27,778)</b>	<b>172%</b>

**California Authority of Racing Fairs  
Project Management Income Statement  
March 31, 2011**

	<b>2009 Year End Actual</b>	<b>2010 Year End Actual</b>	<b>2009 YTD Actual</b>	<b>2010 YTD Actual</b>	<b>2011 YTD Actual</b>	<b>2011 Annual Budget</b>	<b>2011 Budget Variance</b>	<b>2011 % Budget</b>
<b>Revenue:</b>								
CARF Admin Fee	66,063	141,872	9,543	8,422	0	195,000	(195,000)	0%
Project Management	79,199	85,559	18,190	19,240	0	81,935	(81,935)	0%
<b>Total Revenue</b>	<b>145,262</b>	<b>227,432</b>	<b>27,733</b>	<b>27,662</b>	<b>0</b>	<b>276,935</b>	<b>(276,935)</b>	<b>0%</b>
<b>Expenses:</b>								
Salaries Expense	58,723	63,396	13,416	14,310	0	58,035	58,035	0%
Employee Benefits	7,287	8,538	2,056	2,133	0	9,000	9,000	0%
Payroll Taxes	2,832	3,076	909	930	0	3,000	3,000	0%
Accounting Costs	6,500	6,620	1,625	1,625	0	7,500	7,500	0%
Audit Services	2,550	2,550	0	0	0	2,550	2,550	0%
Automobile Expense	0	0	0	0	0	0	0	0%
Contracted Services	0	0	0	0	0	0	0	0%
Telephone Expense	708	754	185	173	0	1,000	1,000	0%
Travel Expense	42	68	0	68	0	250	250	0%
Misc. Storage	558	558	0	0	0	600	600	0%
<b>Total Expenses</b>	<b>79,199</b>	<b>85,559</b>	<b>18,190</b>	<b>19,240</b>	<b>0</b>	<b>81,935</b>	<b>81,935</b>	<b>0%</b>
<b>CARF Admin Fee</b>	<b>66,063</b>	<b>141,872</b>	<b>9,543</b>	<b>8,422</b>	<b>0</b>	<b>195,000</b>	<b>195,000</b>	<b>0%</b>



**California Authority of Racing Fairs  
Live Racing Income Statement  
March 31, 2011**

2009 = 79dys 2010 = 64 days

	<b>2009</b>	<b>2010</b>	<b>2009</b>	<b>2010</b>	<b>2011</b>	<b>2011</b>	<b>2011</b>	<b>2011</b>
	<b>Year End</b>	<b>Year End</b>	<b>YTD</b>	<b>YTD</b>	<b>YTD</b>	<b>Annual</b>	<b>Budget</b>	<b>% Budget</b>
	<b>Actual</b>	<b>Actual</b>	<b>Actual</b>	<b>Actual</b>	<b>Actual</b>	<b>Budget</b>	<b>Variance</b>	
<b>Revenues:</b>								
Change Fund Admin Fee	17,065	14,074	4,865	4,596	0	15,000	(15,000)	0%
Racing Fairs Admin Fee	74,561	69,032	8,178	9,271	6,520	85,111	(78,591)	8%
Supplemental Purses Admin Fee	22,000	22,000	0	0	82,500	82,500	0	100%
NCOTWINC Reimbursement	29,000	29,000	0	0	0	29,000	(29,000)	0%
Racing Fairs Reimbursement	1,059,854	1,003,686	109,044	123,614	86,920	1,082,942	(996,022)	8%
Advertising Revenue	4,100	4,550	0	0	0	4,000	(4,000)	0%
<b>Total</b>	<b>1,206,580</b>	<b>1,142,343</b>	<b>122,087</b>	<b>137,481</b>	<b>175,940</b>	<b>1,298,553</b>	<b>(1,122,613)</b>	<b>14%</b>
<b>Expenses:</b>								
Salaries	230,562	255,146	47,160	57,779	50,778	251,517	200,739	20%
Employee Benefits	44,792	46,948	11,427	11,801	11,555	47,000	35,445	25%
Payroll Taxes	11,877	13,103	3,433	4,078	3,698	13,500	9,802	27%
Accounting Costs	52,250	43,035	10,562	10,562	10,567	48,750	38,183	22%
Audit Services	16,575	25,323	0	7,128	0	16,575	16,575	0%
Automobile Expense	1,182	64	0	0	0	5,100	5,100	0%
Depreciation	0	0	0	0	0	0	0	0%
Dues & Subscriptions, NTRA	12,286	10,109	2,993	2,527	0	1,000	1,000	0%
Insurance Expense	0	0	0	0	0	0	0	0%
Legal Expenses	0	8,734	0	0	0	10,000	10,000	0%
Meetings Expense	1,111	3,440	142	341	1	5,000	4,999	0%
Misc. Exp (Harness,Storage,Bank fee)	58	0	0	0	0	0	0	0%
Telephone Expense	3,363	3,924	837	1,009	539	3,000	2,461	18%
Travel Expense	45,184	29,898	3,150	1,601	1,129	35,000	33,871	3%
<b>Sub-Totals</b>	<b>419,240</b>	<b>439,725</b>	<b>79,704</b>	<b>96,826</b>	<b>78,268</b>	<b>436,442</b>	<b>358,174</b>	<b>18%</b>
<b>Racing Support Services:</b>								
Announcer	26,596	23,904	0	0	0	26,000	26,000	0%
Condition Bk/Program Cover	22,491	15,245	0	222	0	20,000	20,000	0%
Courier Service (Pgm Distribution)	0	0	0	0	0	0	0	0%
Racing Operations Support	79,601	78,325	3,273	4,672	2,428	90,000	87,572	3%
TC02 Testing	54,880	7,425	0	0	0	15,000	15,000	0%
Marketing	1,783	3,901	456	648	70	5,000	4,930	1%
Network Management	3,321	1,548	710	405	330	3,000	2,670	11%
Paymaster	20,298	8,106	848	1,826	677	11,500	10,823	6%
Program Production	178,814	179,004	2,114	2,548	2,196	205,000	202,804	1%
Racing Office System	53,156	43,739	2,417	619	523	55,000	54,477	1%
Recruitment	22,721	31,108	15,569	11,865	104	10,000	9,896	1%
Jumbo Screen	125,000	126,250	0	0	0	160,000	160,000	0%
Supplies	19,158	15,964	1,811	177	170	20,000	19,830	1%
Tattooing	20,469	17,200	2,140	3,808	2,153	19,000	16,847	11%
Timing/Clocker	22,430	22,805	0	0	0	0	0	0%
Transportation	3,465	2,150	0	0	0	5,000	5,000	0%
TV Production/Simulcast	20,288	17,088	0	0	0	35,000	35,000	0%
<b>Sub-Totals</b>	<b>674,471</b>	<b>593,763</b>	<b>29,340</b>	<b>26,788</b>	<b>8,652</b>	<b>679,500</b>	<b>670,848</b>	<b>1%</b>
<b>Total Expenses</b>	<b>1,093,711</b>	<b>1,033,488</b>	<b>109,044</b>	<b>123,614</b>	<b>86,920</b>	<b>1,115,942</b>	<b>1,029,022</b>	<b>8%</b>
<b>CARF Admin Fee</b>	<b>112,869</b>	<b>108,854</b>	<b>13,043</b>	<b>13,867</b>	<b>89,020</b>	<b>182,611</b>	<b>93,591</b>	<b>49%</b>

**March 31, 2011**

	2009	2010	2009	2010	2011	2011	2011	2011
	Year End	Year End	YTD	YTD	YTD	Annual	Budget	% Budget
	Actual	Actual	Actual	Actual	Actual	Budget	Variance	
<b>Revenues:</b>								
Commissions - CARF@GG	2,859,642	0	0	0	0	0	0	0%
Non Wagering Revenue - CARF@GG	0	0	0	0	0	0	0	0%
<b>Total</b>	2,859,642	0	0	0	0	0	0	0%
<b>Expenses:</b>								
PRA - Labor (Sal,Bene,Tax)	96,106	0	0	0	0	0	0	0%
PRA - COGS	0	0	0	0	0	0	0	0%
PRA - Financial Dept. Allocation	0	0	0	0	0	0	0	0%
PRA - Direct Invoices	2,998,791	0	0	0	0	0	0	0%
CARF Direct Invoices	18,531	0	0	0	0	0	0	0%
CARF Billback Allocation	57,383	0	0	0	0	0	0	0%
<b>Sub-Totals</b>	3,170,811	0	0	0	0	0	0	0%
<b>CARF @ Leased Facility Net Income</b>	-311,170	0	0	0	0	0	0	0%

**CALIFORNIA AUTHORITY OF RACING FAIRS**  
**BALANCE SHEET**  
**March 31, 2011**

**ASSETS**

	<b>CURRENT YTD</b>	<b>PRIOR YTD</b>
	<b>3/31/11</b>	<b>3/31/10</b>
<b>Current Assets</b>		
CASH - LAIF & INVESTMENTS	243,741	4,285,214
CASH - OPERATING/MM	141,188	791,048
CHECKING - TOC PURSE	24,600	257,332
CHECKING - RACING TRUST	1,195,763	0
MARKETABLE SECURITIES	2,393,513	4,232,725
A/R - DUES	73,229	19,851
A/R - PROGRAMS	55,042	112,442
A/R - RACING FAIRS	142,261	449,410
A/R - F&E/OTHER A/R	52,229	2,011,546
PREPAIDS/DEPOSITS	43,573	38,759
OPEB ASSETS	91,955	91,955
<b>Total Current Assets</b>	<b>4,457,093</b>	<b>12,290,283</b>
<b>Fixed Assets</b>		
AUTOMOBILE	37,967	4,018
FURNITURE & EQUIPMENT	1,646	2,239
COMPUTER HARDWARE/SOFTWARE	7,050	10,071
TRACK EQUIPMENT	59,400	59,400
<b>Total Fixed Assets (Net of Depr.)</b>	<b>106,062</b>	<b>75,728</b>
<b>TOTAL ASSETS</b>	<b>4,563,155</b>	<b>12,366,011</b>

**LIABILITIES & NET ASSETS**

<b>Current Liabilities</b>		
A/P & WITHHOLDINGS	334,589	1,233,306
A/P - PROGRAM ROYALTIES TO HOST	58,672	99,246
RACING DISTRIBUTIONS	45,022	(134,985)
PURSES	1,435,368	1,290,761
TRACK SAFETY/MAINT.	(16,487)	852,362
INFOTEXT UPGRADE	0	159,129
MISC PROJECT FUNDS	0	0
LOU-1 - TIMING/TRACK SURFACE/AREA ENHANC	0	0
LOU-2 - SPECIAL EVENT CENTERS	0	0
LOU-3 - SATELLITE SURVEY/TURF STUDY	0	0
EQUIPMENT REPLACEMENT FUND	0	1,372,674
LOU-5 - SYMPOSIUM	3,805	3,805
FACILITY IMPROVEMENTS & UPGRADES	0	515,013
CAPITAL IMPROVEMENT FUND	0	3,162,324
<b>Total Current Liabilities</b>	<b>1,860,969</b>	<b>8,553,634</b>
<b>Non-Current Liabilities</b>		
CHRIMS FUNDS	90,770	89,718
CHANGE FUND	0	1,014,000
FAIRS - EQUIP REPLACEMENT FUNDS	1,841,668	1,996,550
<b>Total Non-Current Liabilities</b>	<b>1,932,437</b>	<b>3,100,267</b>
<b>TOTAL LIABILITIES</b>	<b>3,793,406</b>	<b>11,653,902</b>
<b>Net Assets</b>		
FUND EQUITY	708,911	728,101
F&E Net Assets	22,275	22,275
CARF@GG	0	0
RETIREMENT CONTINGENCY	0	0
NET INCOME/LOSS	38,564	(38,266)
<b>Total Net Assets</b>	<b>769,749</b>	<b>712,110</b>
<b>TOTAL LIABILITIES &amp; NET ASSETS</b>	<b>4,563,155</b>	<b>12,366,011</b>