



1776 Tribute Road, Suite 205
Sacramento, CA 95815
Office: 916.927.7223 Fax: 916.263.3341
www.calfairs.com

AGENDA
CALIFORNIA AUTHORITY OF RACING FAIRS
BOARD OF DIRECTORS MEETING
JOHN ALKIRE, CHAIR
12:30 P.M., TUESDAY, APRIL 5, 2011
VIA TELECONFERENCE

Notice is hereby given that a meeting of the California Authority of Racing Fairs' Board of Directors will commence at 12:30 p.m., Tuesday, April 5, 2011. The meeting will be held at the CARF Conference Room located at 1776 Tribute Road, Sacramento, California 95815.

AGENDA

- I. Date, time and location of next meeting: May 3, 2011 in Sacramento.
- II. Approval of minutes.
- III. Report, discussion and action, on disbursement plan for funds from CDFA Division of Fairs & Expositions for CARF programs.
- IV. Report, discussion and action, if any, on legislative program for 2011 and beyond.
- V. Discussion and action, if any, on restructuring of Fairs and Fair funding.
- VI. California Authority of Racing Fairs Ten-Year Report 2000-2009 Satellite Wagering at Fairs.
- VII. Financials
- VIII. Executive Director's Report



1776 Tribute Road, Suite 205
Sacramento, CA 95815
Office: 916.927.7223 Fax: 916.263.3341
www.calfairs.com

**NOTICE
CALIFORNIA AUTHORITY OF RACING FAIRS
BOARD OF DIRECTORS MEETING
JOHN ALKIRE, CHAIR
12:30 P.M., TUESDAY, APRIL 5, 2011
VIA TELECONFERENCE**

Notice is hereby given that a meeting of the California Authority of Racing Fairs Board of Directors will commence at 12:30 p.m., Tuesday, April 5, 2011. The meeting will be held at the CARF Conference Room located at 1776 Tribute Road, Sacramento, California 95815.

**CARF Board of Directors Meeting
Toll Free Dial In Number: (800) 791-2345
Participant Code: 83711 #**

The Public and members of the California Authority of Racing Fairs Board of Directors may participate from the locations on the following page or in person.



1776 Tribute Road, Suite 205
Sacramento, CA 95815
Office: 916.927.7223 Fax: 916.263.3341
www.calfairs.com

CALIFORNIA AUTHORITY OF RACING FAIRS

Teleconference Meeting Locations

Alameda County Fair
4501 Pleasanton Avenue
Pleasanton, CA 94566

Antelope Valley Fair
2551 West Ave. H
Suite 102
Lancaster, CA 93536

The Big Fresno Fair
1121 S. Chance Avenue
Fresno, CA 93702

California State Fair
1600 Exposition Blvd.
Sacramento, CA 95815

Humboldt County Fair
1250 5th Street
Ferndale, CA 95536

Kern County Fair
1142 South P Street
Bakersfield, CA 93307

Monterey County Fair
2004 Fairground Road
Monterey, CA 93940

National Orange Show
689 South E Street
San Bernardino, CA 92408

Riverside National Date Festival
46-350 Arabia Street
Indio, CA 92201

San Bernardino Co. Fair
14800 Seventh Street
Victorville, CA 92395

San Joaquin Fair
1658 S. Airport Way
Stockton, CA 95206

Santa Barbara Co. Fair
937 Thornburg Street
Santa Maria, CA 93458

Shasta District Fair
1890 Briggs Street
Anderson, CA 96007

Solano County Fair
900 Fairgrounds Drive
Vallejo, CA 94589

Sonoma County Fair
1350 Bennett Valley Road
Santa Rosa, CA 95404

Southern CA Fair
18700 Lake Perris Dr.
Perris, CA 92570

Stanislaus County
900 North Broadway
Turlock, CA 95380

Tulare County Fair
215 Martin Luther King
Tulare, CA 93274

Ventura County Fair
10 West Harbor Blvd
Ventura, CA 93001-2706

CALIFORNIA AUTHORITY OF RACING FAIRS

Board of Directors

Tuesday, March 1, 2011

MINUTES

A teleconference meeting of the California Authority of Racing Fairs Board of Directors was held at 12:30 P.M., Tuesday, March 1, 2011. The meeting was hosted at the California Authority of Racing Fairs Board Room, 1776 Tribute Road, Sacramento, California, 95815.

CARF Board Members attending: John Alkire, Norb Bartosik and Rick Pickering. Joining by conference call: Vince Agnifili, Dan Jacobs, Mike Paluszak and Kelly Violini.

Staff and Guests attending: Christopher Korby, Larry Swartzlander, Tom Doutrich, Heather Haviland, Amelia White, Louie Brown, Rick Wood, Raechelle Gibbons, Stuart Titus, Rebecca Desmond, Troy West, Lisa Drury and Richard Lewis. Joining by conference call: Cindy Olsen.

Agenda Item 1 – Date, Time and Location of Next Meeting. The next CARF Board of Directors meetings will be scheduled for April 5, 2010 in Sacramento.

Agenda Item 2 – Approval of Minutes. Mr. Pickering moved to approve the minutes as presented. Mr. Bartosik seconded, unanimously approved.

Agenda Item 3 – Election of Officers. Mr. Pickering nominated Mr. Alkire as Chairman and Mr. Jacobs as Vice-Chairman of the California Authority of Racing Fairs Board of Directors. Mr. Bartosik seconded the nominations. Mr. Paluszak moved to close nominations, unanimously approved.

Agenda Item 4 – Report, Discussion and Action, if any, on Recommendations for Funding Allocations from CDFA Division of Fairs and Expositions. Mr. Korby asked each Board member individually if they had received the three page document titled “California Authority of Racing Fairs Allocation Recommendations to CDFA Division of Fairs and Expositions – DRAFT February 27, 2011.”

As background, Mr. Korby reported that the proposed recommendation was the result of extensive work and cooperation between CARF and F&E staff. Both organizations are of like-mind that these funds need to be distributed for the purpose in which they were originally intended as quickly, efficiently and fairly as possible. Mr. Korby and Ms. Desmond met Friday and Monday afternoons, respectively, to solidify the resulting recommendation which adheres as closely as possible to the intent and structure of the funding that was recalled from CARF back to F&E.

Ms. Desmond added that the reason F&E is seeking to reallocate money out to Fairs is because the process of securing a contract between CARF and F&E was stalled at the F&E office. In addition,

the Fair industry faces the prospect that the \$32 million fair funding will be eliminated from the state budget, F&E's spending authority may also change as of June 30, 2011. F&E hopes to have that authority restored, but as a safety measure the organization would like to get the funds back to the Fair racing community prior to June 30, 2011. F&E's only current avenue for distributing funding is directly through the Fairs, even though the mechanisms for distributing those funds have not been determined at this time.

Mr. Korby stated that the tentative timetable for this process includes:

- Recommendation to the CARF Board (presented at this meeting)
- CARF Board approves or amends the recommendation.
- Between the March and April meetings, recommendations are established for how the funding is dispersed, which areas of the program require an official application/approval process and details of how that process will function.
- A detailed program will be presented for action and approval at the April 5, 2011 CARF Board meeting.
- Funds are dispersed from F&E as quickly as possible.

Mr. Korby presented the document titled **"California Authority of Racing Fairs Allocation Recommendations to CDFA Division of Fairs and Expositions – DRAFT February 27, 2011."** Traditional programs CARF has managed include the Equipment Replacement Fund, Capital Improvements at Satellite Wagering Facilities and Racetrack Safety and Maintenance. This set of funding recommendations reflects those traditional programs.

With respect to the funding support for satellite wagering facilities, this proposal envisions a single large allocation of \$2.55 million which will include the following three components:

- 1) **\$1,000,000 for Capital Improvements at Satellite Wagering Facilities** – This allocation is intended for Fairs that have satellite wagering facilities only (no live racing). The handle-based formula used to establish the allocation for each facility is located on the second page of the recommendation, in the middle section of the spreadsheet and is titled "CARF Member Fairs – Satellite Wagering Only." This allocation can be used for any project that makes the satellite wagering facility safer, more attractive or takes care of deferred maintenance.
- 2) **\$1,000,000 Equipment Replacement Fund Pro-Rata Allocations** – This allocation is intended for all CARF member satellite Fairs and will be earmarked for equipment replacement purposes only. The funds will be allocated in such a manner that they will come back to CARF and reside in the same Equipment Replacement Fund (ERF) deposits that are currently in place. For CARF member Fairs that are not part of the ERF, the monies will establish a balance for their use. Unlike the current ERF deposits, these funds will not be returned to a Fair if the Fair ceases to operate a satellite wagering facility or ceases to remain a CARF member, but instead, will be redistributed proportionally amongst existing CARF member Fairs.
- 3) **\$550,000 Mini-Satellite Development**

Mr. Alkire informed the group that Mr. Bartosik would be leaving the meeting.

Mr. Bartosik moved for discussion purposes to: 1) Approve the “Capital Improvement at Satellite Wagering Facilities” and “Equipment Replacement Fund Pro-Rata Allocations” as presented on the spreadsheet contain in the proposal, with the caveat that \$379,998.69 allocated to San Mateo County Fair be used for the purposes of loan repayment to CARF and that San Mateo County Fair would accept those monies under the condition that Cow Palace be allowed to operate a satellite wagering facility, 2) San Mateo County Fair and Cal Expo be allowed to use the “Equipment Replacement Fund Pro-Rata Allocations” as a buy-in into the CARF ERF, and 3) Reallocate the “Capital Improvements at Live Racing Facilities” to include funding to the Humboldt County Fair as the Board deems appropriate.

Mr. Korby asked Mr. Bartosik if he would consider amending his motion in the “Capital Improvements at Live Racing Facilities” category to reduce the allocation to the four listed racing fairs by \$25,000 to create a \$100,000 allocation for the Humboldt County Fair. Mr. Bartosik indicated he would support that recommendation and include it as part of his motion.

Mr. Pickering seconded the motion and suggested that San Mateo County Fair’s total allocation be capped at \$500,000 and the remaining \$44,811 be moved to the Capital Improvements for Live Racing Facilities category to help facilitate an allocation to the Humboldt County Fair. Mr. Jacobs questioned moving funds from satellite categories to live racing categories.

Mr. Titus thanked the Board for its consideration and reported that the Humboldt County Fair had two capital improvement projects they would like to conduct that in total would cost \$150,000. Mr. Titus asked the Board to allow Humboldt County Fair to use the \$60,000 allocated for a Ferndale mini-satellite on live racing projects.

Mr. Alkire determined, on the recommendation of Mr. Jacobs, not to move funds from the categories established for satellite wagering facilities to capital improvements for live racing facilities.

Mr. Bartosik stated that his original motion, with Mr. Korby’s suggestion to reallocate \$25,000 from each live racing fair in the capital improvements category to a \$100,000 allocation for Humboldt County Fair, stood as stated. Called to question, unanimously approved.

Mr. Bartosik moved to allow the Executive Director and F&E to work with Ferndale to determine if it would be an appropriate use of funds to allow Mr. Titus the flexibility to use the \$60,000 earmarked for the Ferndale mini-satellite on live racing projects. Mr. Jacobs seconded, unanimously approved.

Ms. Desmond reported that F&E was also in the process of determining a mechanism to move the Change Fund away from F&E.

Agenda Item 5 – Report, Discussion and Action, if any, on Legislative Program for 2011 and Beyond. Covered as part of the CARF Live Racing Committee meeting at 11:00 a.m.

Agenda Item 6 – Report, Discussion and Action, if any, on Contract Negotiations between CDFA Divisions of Fairs and Expositions and California Authority of Racing Fairs for Future Funding Allocations. Mr. Korby reported that this item was discussed as a minor point of the funding in Agenda Item 4.

Agenda Item 7 – Report, Discussion and Action, if any, on Re-Structuring Fair Funding. Mr. Korby reported that this item was covered in Mr. Brown's legislative report.

Agenda Item 8 – Financials. Mr. Korby reported that financials are included in the meeting packet.

Mr. Jacobs requested a detailed balance sheet be included in the financials for each meeting that provides a breakdown regarding the purpose of each account, balance of each account and shows funds that are available (remaining) and not tied to a specific project.

Mr. Paluszak requested that a current report containing the Equipment Replacement Fund balances be circulated to the CARF Board.

Agenda Item 9 – Executive Director's Report. Mr. Korby reported that staff recommends the Board consider allowing the National Orange Show to take a loan against the monies they have on deposit with CARF in the Equipment Replacement Fund to make them current on payments to the F&E PV2 Project. Ms. Desmond reported that the National Orange Show is considering withdrawing from the CARF Equipment Replacement Program to access the money they have on deposit.

Mr. Pickering reported that the Vanning and Stabling Fund is experiencing a shortfall which will ultimately have a negative impact on Pleasanton as a year-round training facility.

Respectfully submitted,
Heather Haviland

**CALIFORNIA AUTHORITY OF RACING FAIRS
ALLOCATION RECOMMENDATIONS TO
CDFA DIVISION OF FAIRS AND EXPOSITIONS**

FUNDING CURRENTLY AVAILABLE FROM CDFA **\$5,859,000**

Funding Support for Satellite Facilities **\$2,550,000**

- **Capital Improvement Funding for Satellites** **\$1,000,000**
(Satellite Fairs only. Please see attached allocation detail)
- **Equip Replacement Fund Pro-rata Allocations** **\$1,000,000**
(Satellite Fairs + Live Racing Fairs. Please see attached allocation detail)
- **Mini-Satellite Development** **\$ 550,000**
(Includes \$60K to fund mini-satellite at Humboldt)

Track Safety and Maintenance Program **\$800,000**

Capital Improvement Projects for Live Racing Facilities **\$2,100,000**

- **Alameda County Fair** **\$525,000**
- **Cal Expo** **\$525,000**
- **Sonoma County Fair** **\$525,000**
- **Fresno District Fair** **\$525,000**

Special Circumstances **\$ 400,000**

- **San Joaquin County Fair** **\$100,000**
(Reimburse projects already underway. Secure facilities. \$100K)
- **Solano County Fair** **\$200,000**
(Secure or demolish unsafe racing facilities: \$100K. Prior commitment: \$100K.)
- **Humboldt County Fair** **\$100,000**
(Racing facilities: \$100K.)

[Check-sum total\$5,850,000]

1/1/09-12/31/09 Handle

CARF MEMBER FAIRS TOTAL HANDLE - SATELLITE & LIVE RACING FAIRS

DRAFT - 3

SUPPLEMENT TO EQUIPMENT REPLACEMENT FUND MONEYS HELD ON DEPOSIT FOR ALL CARF MEMBERS: TOTAL \$1,000,000

Location	Off-Track S/W Handle	On-Track Handle	Out-of-State Handle	Off Track Handle	ADW Handle	Total Handle	% of Total	\$1,000,000.00	CARF Admin Fee 7.50%	Funding Available Balance
Anderson	2,128,019					2,128,019	0.419%	\$4,192.61	\$314.45	\$3,878.17
Tulare	3,384,271					3,384,271	0.667%	\$6,667.67	\$500.08	\$6,167.60
Ferndale	173,374	765,661	1,247,109	1,212,630	1,430,099	4,828,873	0.951%	\$9,513.82	\$713.54	\$8,800.28
Shalimar (Indio)	6,624,910					6,624,910	1.305%	\$13,052.36	\$978.93	\$12,073.43
Monterey	8,009,204					8,009,204	1.578%	\$15,779.69	\$1,183.48	\$14,596.21
Turlock	8,312,838					8,312,838	1.638%	\$16,377.91	\$1,228.34	\$15,149.56
Bakersfield	8,360,729					8,360,729	1.647%	\$16,472.26	\$1,235.42	\$15,236.84
Victorville	9,094,338					9,094,338	1.792%	\$17,917.62	\$1,343.82	\$16,573.79
Lake Perris	15,777,120					15,777,120	3.108%	\$31,084.00	\$2,331.30	\$28,752.70
Lancaster	15,981,793					15,981,793	3.149%	\$31,487.24	\$2,361.54	\$29,125.70
Ventura	27,944,715					27,944,715	5.506%	\$55,056.53	\$4,129.24	\$50,927.29
Vallejo	17,651,053	988,623	3,569,484	5,770,841	2,150,319	30,130,320	5.936%	\$59,362.59	\$4,452.19	\$54,910.40
San Bernardino	30,869,233					30,869,233	6.082%	\$60,818.40	\$4,561.38	\$56,257.02
Fresno	11,183,418	3,330,997	5,793,375	10,476,616	4,074,850	34,859,257	6.868%	\$68,679.52	\$5,150.96	\$63,528.55
Stockton	20,109,643	1,673,003	5,196,865	10,021,748	4,050,776	41,052,035	8.088%	\$80,880.50	\$6,066.04	\$74,814.46
Santa Rosa	12,059,592	3,761,855	8,326,193	12,539,588	5,027,465	41,714,694	8.219%	\$82,186.06	\$6,163.95	\$76,022.11
Sacramento	28,432,047	2,787,250	5,563,234	13,235,109	5,263,598	55,281,238	10.891%	\$108,914.79	\$8,168.61	\$100,746.19
Pleasanton	41,035,610	6,251,700	10,169,316	15,520,927	6,579,985	79,557,537	15.674%	\$156,743.83	\$11,755.79	\$144,988.04
San Mateo	83,652,961					83,652,961	16.481%	\$164,812.61	\$12,360.95	\$152,451.66

Totals	350,784,867	19,559,090	39,865,577	68,777,459	28,577,091	507,564,084	100%	\$1,000,000.00	\$75,000.00	\$925,000.00
---------------	--------------------	-------------------	-------------------	-------------------	-------------------	--------------------	-------------	-----------------------	--------------------	---------------------

1/1/09-12/31/09 Handle

CARF MEMBER FAIRS - SATELLITE WAGERING ONLY

CAPITAL IMPROVEMENT PROJECTS AT FAIR SATELLITE FACILITIES WITH NO LIVE RACING: TOTAL \$1,000,000

Location	Off-Track S/W Handle	On-Track Handle	Out-of-State Handle	Off Track Handle	ADW Handle	Total Handle	% of Total	\$1,000,000.00	CARF Admin Fee 7.5%	Funding Available Balance
Anderson	2,128,019					2,128,019	0.967%	\$9,666.66	\$725.00	\$8,941.66
Tulare	3,384,271					3,384,271	1.537%	\$15,373.26	\$1,152.99	\$14,220.26
Shalimar (Indio)	6,624,910					6,624,910	3.009%	\$30,094.06	\$2,257.05	\$27,837.00
Monterey	8,009,204					8,009,204	3.638%	\$36,382.30	\$2,728.67	\$33,653.63
Turlock	8,312,838					8,312,838	3.776%	\$37,761.57	\$2,832.12	\$34,929.45
Bakersfield	8,360,729					8,360,729	3.798%	\$37,979.12	\$2,848.43	\$35,130.69
Victorville	9,094,338					9,094,338	4.131%	\$41,311.59	\$3,098.37	\$38,213.22
Lake Perris	15,777,120					15,777,120	7.167%	\$71,668.53	\$5,375.14	\$66,293.39
Lancaster	15,981,793					15,981,793	7.260%	\$72,598.27	\$5,444.87	\$67,153.40
Ventura	27,944,715					27,944,715	12.694%	\$126,940.58	\$9,520.54	\$117,420.03
San Bernardino	30,869,233					30,869,233	14.023%	\$140,225.38	\$10,516.90	\$129,708.48
San Mateo	83,652,961					83,652,961	38.000%	\$379,998.69	\$28,499.90	\$351,498.79

Totals	220,140,131	0	0	0	0	220,140,131	100%	\$1,000,000.00	\$75,000.00	\$925,000.00
---------------	--------------------	----------	----------	----------	----------	--------------------	-------------	-----------------------	--------------------	---------------------

1/1/09-12/31/09 Handle

CARF MEMBER FAIRS - LIVE RACING FAIRS

CAPITAL IMPROVEMENTS AT LIVE RACING FAIRS: TOTAL \$2,100,000

Location	Off-Track S/W Handle	On-Track Handle	Out-of-State Handle	Off Track Handle	ADW Handle	Total Handle	% of Total	\$2,100,000.00	CARF Admin Fee 7.5%	Funding Available Balance
Fresno	11,183,418	3,330,997	5,793,375	10,476,616	4,074,850	34,859,257		\$525,000.00	\$39,375.00	\$485,625.00
Santa Rosa	12,059,592	3,761,855	8,326,193	12,539,588	5,027,465	41,714,694		\$525,000.00	\$39,375.00	\$485,625.00
Sacramento	28,432,047	2,787,250	5,563,234	13,235,109	5,263,598	55,281,238		\$525,000.00	\$39,375.00	\$485,625.00
Pleasanton	41,035,610	6,251,700	10,169,316	15,520,927	6,579,985	79,557,537		\$525,000.00	\$39,375.00	\$485,625.00

Totals	92,710,667	16,131,802	29,852,119	51,772,240	20,945,898	211,412,726		\$2,100,000.00	\$157,500.00	\$1,942,500.00
---------------	-------------------	-------------------	-------------------	-------------------	-------------------	--------------------	--	-----------------------	---------------------	-----------------------

SPECIAL CIRCUMSTANCES

Ferndale	173,374	765,661	1,247,109	1,212,630	1,430,099	4,828,873		\$100,000.00	\$7,500.00	\$92,500.00
Stockton	20,109,643	1,673,003	5,196,865	10,021,748	4,050,776	41,052,035		\$100,000.00	\$7,500.00	\$92,500.00
Vallejo	17,651,053	988,623	3,569,484	5,770,841	2,150,319	30,130,320		\$200,000.00	\$15,000.00	\$185,000.00



CALIFORNIA DEPARTMENT OF
FOOD & AGRICULTURE
Karen Ross, Secretary

March 28, 2011

Christopher Korby, Executive Director
California Authority of Racing Fairs
1776 Tribute Rd., Suite 205
Sacramento, CA 95815

RE: Process for 2010/11 Racing and Satellite Wagering Support Funding

Dear Chris,

Thank you for your expertise and input on the 2010/11 funding programs. It is our understanding that the California Authority of Racing Fairs (CARF) distributed a "project proposal" format to the entire CARF membership in March and that the CARF board of directors will be making funding recommendations on April 5. Correspondingly, the Division of Fairs & Expositions (F&E) has finalized a Funding Agreement contract to be executed between F&E and each fair that has been recommended for program funds from the F&E Fund. Signature by the fair CEO and board president will be required to provide assurance that the fair boards have been notified, however, in order to expedite the execution of the agreements F&E will not be requiring fair board approval.

Per our discussion program funding will be disbursed per the following:

1. **Project funding for Satellite Wagering and Live Racing Facilities: \$3,500,000**
Funds will be disbursed directly to fairs in two increments: 15% of the total F&E Fund allocation to be disbursed upon execution of the Funding Agreement with the 85% balance of funds to be disbursed upon recommendation of the CARF board of directors, payment of CARF administrative fees, and approval by F&E.
2. **Equipment Replacement Fund: \$1,000,000**
Funds will be disbursed directly to fairs in two increments: 15% of the total F&E Fund allocation to be disbursed upon execution of the Funding Agreement with the 85% balance of funds to be disbursed upon recommendation of the CARF board of directors, payment of CARF administrative fees, and approval by F&E.



Christopher Korby, Executive Director
March 28, 2011
Page 2 of 2

3. Track Safety and Maintenance Program: \$800,000

Funds will be disbursed in a single increment directly to fairs upon recommendation of the CARF board of directors and approval by F&E.

4. Mini-Satellite Development: \$550,000

Funds will be disbursed in a single increment directly to the Big Fresno Fair for program administration upon recommendation of the CARF board of directors and approval by F&E.

We appreciate CARF's assistance with the implementation of these programs and look forward to working with you and the CARF membership in achieving these projects in the coming year.

Sincerely,

A handwritten signature in black ink, appearing to be 'Rebecca Desmond', written in a cursive style.

Rebecca Desmond, Acting Director

cc: John Alkire, President of the Board, California Authority of Racing Fairs
Lisa Drury, Special Assistant, Division of Fairs and Expositions
Troy West, Asset Manager Coordinator, Division of Fairs and Expositions

F&E FUNDING DISBURSEMENTS FOR CARF PROGRAMS

TIMELINE • MILESTONES • DEADLINES

April 5

CARF Board approves and recommends disbursement plan for \$5,859,000 allocated from CDFA Division of Fairs and Expositions for CARF programs. Specifically, the CARF Board recommends that F&E carry out the two-stage disbursement of funding as described in letter of March 28, 2011, and in attached *Disbursement Framework*.

April 6 & following

F&E distributes Funding Approval agreements to CARF member Fairs. Fair Board Chairs and CEO's sign and return Funding Approvals. Receipt of signed Funding Approvals will trigger disbursement of initial payment: 15% of approved funding. CARF sends invoice to Fairs for admin fees and for ERF Program funds.

April 22

Project Applications due. CARF member Fairs send Capital Improvement project application forms by this date. CARF reviews project applications.

May 3

CARF Board reviews and approves, or doesn't approve, project applications. Approvals from CARF and from F&E trigger second funding disbursements.

May 4 & following

F&E disburses balance of payments for CARF program funding.

DISBURSEMENT PLAN
F&E FUNDING FOR CARF PROGRAMS

Description and Sequence

For action by CARF Board April 5, 2011

General Approach for Capital Improvement Programs Funding Disbursement

- Two-stage funding disbursements
 - Stage one: F&E releases partial payment (15%) to Fairs including the amount of the CARF administrative fees. Member Fair remits administrative fees to CARF. Fair submits project application form by April 22, 2011 for approval by F&E and CARF Board.
 - Stage two: When CARF Board and F&E approve project applications and after receipt of administrative fees from Fairs, F&E releases balance of funding to Fairs.

Capital Improvement Projects at Fair Satellites

Allocation details, along with administrative fees, are shown for each Fair on the allocation spreadsheet which accompanies this description. Upon approval by CARF Board on April 5, project application forms will be e-mailed to each member Fair. Project applications are due no later than April 22, 2011. Certain conditions may apply to the allocations for specific Fairs.

- Two-stage disbursements
 - **Stage one:** F&E releases partial payment (15% of allocation) to Fairs for satellite facility capital improvement projects, including the amount of the CARF administrative fees. CARF sends invoice to each Fair for admin fees. Fair submits application for project approval by F&E and CARF Board.
 - **Stage two:** When project is approved and after CARF confirms receipt of administrative fees from Fairs, F&E releases balance of funding to Fairs.
- **Guidelines:** projects that make Fair satellite facilities more attractive or contribute to health and safety of employees and patrons.

CARF Board formally endorses and recommends implementation of this disbursement plan to F&E at the April 5 meeting.

Capital Improvement Projects at Fair Live Racing Facilities

Allocation details, along with administrative fees, will be shown for each Racing Fair on the allocations spreadsheet attached. Upon approval by CARF Board on April 5, project application forms will be e-mailed to each member Fair. Project applications are due no later than April 22, 2011.

- Two-stage disbursements
 - **Stage one:** F&E releases partial payment (15% of allocation) to Fairs for racing facility capital improvement projects, including the amount of the CARF administrative fees. CARF sends invoice to each Fair for admin fees. Fair submits application for project approval by F&E and CARF Board no later than April 22.
 - **Stage two:** When project is approved and after CARF confirms receipt of administrative fees from Fairs, F&E releases balance of funding to Fairs.
- **Guidelines:** projects that make Fair racing facilities more attractive or contribute to the health and safety of horsemen, horsewomen, employees and patrons.

CARF Board formally endorses and recommends implementation of this disbursement plan to F&E at the April 5 meeting.

Equipment Replacement Fund (ERF) Allocations

Allocation details, along with administrative fees, will be shown for each Fair on the allocation spreadsheet attached. The CARF Board recommends that each Fair remit its allocation for the Equipment Replacement Program to CARF for continuing management of the Program. Each Fair's allocation is intended for use at that Fair and will be held in an account similar to the ERF deposits presently on account for each Fair participating in the ERF. If a Fair discontinues satellite wagering before the money is used, that Fair's remaining allocation will be divided amongst remaining ERF accounts on a pro-rata basis. This condition is intended to keep the ERF deposit from becoming an incentive for a Fair to discontinue satellite wagering.

Certain conditions may apply to allocations for specific Fairs.

CARF Board formally endorses and recommends implementation of this disbursement plan to F&E at the April 5 meeting.

- Two-stage disbursements
 - **Stage one:** F&E releases partial payment (15% of allocation) to Fairs for the Equipment Replacement Program, including the amount of the CARF administrative fees. CARF sends invoice to each Fair for admin fees and for Equipment Replacement Program. Fair remits payment no later than May 3, 2011. CARF holds funds in individual Fair accounts for use in ERF, similar to existing deposits on account at CARF.
 - **Stage two:** When CARF confirms receipt of administrative fees and initial Equipment Replacement Program payment from Fairs, F&E releases balance of funding to Fairs. CARF invoices Fair for balance of Equipment Replacement Program. The amounts shown in the allocation table will be available for use in replacing equipment at CARF satellites for as long a Fair continues to operate its satellite facility and is a member of CARF. If a Fair discontinues operation of its satellite or its CARF membership, the balance of funding remaining in the account for that Fair will be re-allocated for equipment replacement on a pro-rata basis amongst the Fairs that continue operating.
- **Guidelines:** funds will be used pursuant to existing CARF Equipment Replacement Program as described in the *Equipment Replacement Fund Report* issued May 2010.

CARF Board formally endorses and recommends implementation of this disbursement plan to F&E at the April 5 meeting.

Track Safety and Maintenance Program

The CARF Board formally endorses and recommends that F&E disburse Track Safety and Maintenance Program funds through several racing Fairs ("Trustee Fairs") in equal amounts. [NOTE this consideration: Trustee Fairs must not be on the "at-risk" Fairs list.] In a separate action, the CARF Board moves that Trustee Fairs remit program funding to CARF to fund the Track Safety and Maintenance Program on behalf of all Fairs which conduct live racing. Trustee Fairs in turn remit funds to CARF within 30 days for management of Program.

DRAFT

Satellite Development Program

CARF Board endorses disbursement of Satellite Development funding through Fresno District Fair. Fresno Fair will remit program funding to CARF in increments as Satellite Development Program proceeds. Interested Fairs submit ***Verification of Intent*** form to initiate review of prospective satellite location. CARF reviews and evaluates prospect. When Executive Director recommends prospective candidate site and CARF Board approves, implementation will be initiated through CHRB application process. Project application forms are attached. Project applications open when funding is approved. Applications will be accepted for review and evaluation for as long as funding is available. CARF Board formally recommends this disbursement plan to F&E at the April 5 meeting.

##

**Division of Fairs & Expositions
FUNDING PROGRAM AGREEMENT**

SAMPLE

Date: March 28, 2011

To: John Alkire, CEO
Big Fresno Fair
1121 South Chance Avenue
Fresno, CA 93702

From: Division of Fairs & Expositions
1010 Hurley Way, Ste 200
Sacramento, CA 95825
Tel: (916) 263-2955

DRAFT

Funding Program: 2010/2011 Capital Improvements for Live Racing Facilities

F&E FUNDING SOURCES:		
1	2010/2011 Wagering Facility Improvements	\$525,000.00
	Total Funding:	\$525,000.00

FINANCING DIRECTIVES:

New Funding Program Agreement for the Big Fresno Fair (Fair). F&E Funding Sources: \$525,000.00 from the Fairs & Expositions Fund - 2010/2011 Wagering Facility Improvements.

DISBURSEMENT:

Upon approval and signatures of the Division of Fairs and Expositions, the Fair board president or designee and the Fair CEO, the Division of Fairs and Expositions may authorize the State Controller's Office to disburse an F&E Fund allocation as specified above directly to the Fair.

Disbursement of funds to the Fair will be made as follows:

1. Fifteen percent (15%) of the total F&E Fund allocation to be provided upon the execution of this Agreement.
2. Eighty-five percent (85%) of the total F&E Fund allocation to be provided upon recommendation of the California Authority of Racing Fairs board of directors and approval by the Division of Fairs and Expositions.

**Division of Fairs & Expositions
FUNDING PROGRAM AGREEMENT**

SAMPLE

Approval of this Funding Program Agreement commits the Fair to comply with all applicable codes, statutes and regulations in the accomplishment of the Fair's project(s), including but not limited to the Public Contracts Code, the California Environmental Quality Act, and approvals by the State Fire Marshal, Access Compliance and inspections by qualified inspection agencies.

The Fair shall use these funds exclusively for the purposes described in this Agreement, and shall coordinate the execution of the Fair's project(s) as needed with qualified construction organizations. The Fair shall maintain all project records for auditing purposes.

Please sign and return this document to F&E for execution by the other parties to the Agreement and distribution.

1. ACKNOWLEDGEMENT:

DRAFT

Board President or Designee Date
Big Fresno Fair

CEO or Designee Date
Big Fresno Fair

2. AUTHORIZATION:

Title: Date
Division of Fairs and Expositions

SAMPLE

From: Division of Fairs & Expositions
1010 Hurley Way, Ste 200
Sacramento, CA 95825
Tel: (916) 263-2955

DRAFT

FUNDING PROGRAM: 2010/2011 Track Safety and Maintenance

F&E FUNDING SOURCE: 2010/2011 Race Track Preparation

FINANCING DIRECTIVES:

New Funding Program Agreement for the Big Fresno Fair (Fair). F&E Funding Sources: \$200,000.00 from the Fairs & Expositions Fund - 2010/2011 Race Track Preparation.

DISBURSEMENT:

Upon approval and signatures of the Division of Fairs and Expositions, the Fair board president or designee and the Fair CEO, the Division of Fairs and Expositions may authorize the State Controller's Office to disburse an F&E Fund allocation as specified above directly to the Fair.

The Big Fresno Fair shall use these funds exclusively for the 2010/2011 Track Safety and Maintenance Program. Allocations for eligible fairs to be provided upon recommendation of the California Authority of Racing Fairs board of directors and approval by the Division of Fairs and Expositions.

Please sign and return this document to F&E for execution by the other parties to the Agreement and distribution.

1. ACKNOWLEDGEMENT:

Board President or Designee	Date
Big Fresno Fair	

2. AUTHORIZATION:

Title: _____ **Date:** _____

Division of Fairs and Expositions

CEO or Designee	Date
Big Fresno Fair	

CALIFORNIA AUTHORITY OF RACING FAIRS

MANAGEMENT SERVICES
PARI-MUTUEL DISTRIBUTIONS
PROJECT FUNDING

TEN-YEAR REPORT 2000-2009 SATELLITE WAGERING AT FAIRS



NOVEMBER 2010
PREPARED BY CALIFORNIA AUTHORITY OF RACING FAIRS
CHRISTOPHER KORBY, EXECUTIVE DIRECTOR





a California joint powers agency

1776 Tribute Road, Suite 150
Sacramento, CA 95815
Office: 916.927.7223 Fax: 916.263.3341
www.calfairs.com

Introduction

The California Authority of Racing Fairs is pleased to issue this ten-year retrospective Report summarizing the services, programs and funding provided in support of the California Fairs' satellite network. The Report also details pari-mutuel commission revenues generated for member Fairs from the satellite network, a revenue source directly supported by CARF services, programs and funding. Programs, funding and revenues generated are shown Fair-by-Fair and year-by-year for the ten-year period 2000-2009; cumulative figures are also shown for that same time period.

CARF was actively engaged in the initial implementation of satellite wagering at California Fairs, beginning in the late 1980's. In the earliest phase of implementation, we converted Grandstands and exhibit buildings into satellite facilities. This created a revenue stream that helped fund the next phase of implementation: construction of purpose-built satellite facilities built from the ground up. CARF worked with CDFA F&E in the initial phase, adding CCA to the partnership in the early 1990's. In all, we created satellite facilities at twenty-three California Fairs; we actually built two at some Fairs as the initial building conversion was replaced by a purpose-built satellite facility. Since its inception, the Fairs' satellite network has generated hundreds of millions of dollars in revenues to both the racing industry and the Fair industry.

After the initial implementation phase, CARF created programs and secured funding to provide continuing maintenance, support and improvements to the Fair satellite network. The CARF Equipment Replacement Fund (ERF) was an early manifestation of this type of program. The Fund provided a structured mechanism for maintenance, repair and replacement of technical systems required to maintain reliable, state-of-the-art facilities in the network. At first, the Fund was operated by CARF as a classic sinking fund, funded through voluntary assessments to member Fairs. When CARF was able to secure funding through an agreement with F&E, member Fairs were able to re-direct the ERF assessments to other satellite facility improvements.

Other CARF programs and funding have demonstrated on-going support for the Fairs' satellite network, which is in turn a very important source of revenue for California Fairs. Technical innovations, such as the InfoText system, enhanced the volume, presentation and quality of information available to our patrons. The CARF Facility Improvements Program has directed significant funding and delivered projects that have helped keep our satellite facilities reliably functional and attractive to fans.

CARF also plays an important role as advocate and representative organization with regulators, the racing industry and the California legislature. We work hard to keep a cooperative spirit with the industry in every forum while keeping the interest of our member Fairs paramount.

The satellite network built and operated by California Fairs is one of the largest pari-mutuel operations in the country. It has generated hundreds of millions of dollars to the racing industry and to the California Fair industry. Fairs can justifiably be proud of this accomplishment.

We hope that you will find this Report useful and informative.

Best regards,

Christopher Korby
Executive Director

TABLE OF CONTENTS

I. SATELLITE WAGERING AT FAIRS BACKGROUND

- i. Timeline of Fair SWF Openings
- ii. Organizations Related to Horse Racing and Satellite Wagering
- iii. Duties & Responsibilities of Simulcast Organizations
- iv. Duties & Responsibilities of Satellite Facility
- v. Pari-Mutuel Distributions

II. 2009 DISTRIBUTIONS FOR SATELLITE FACILITIES LOCATED AT FAIRGROUNDS

III. COMMISSIONS & PROJECT FUNDING PAID THROUGH CARF TO FAIR SATELLITE WAGERING FACILITIES

- | | |
|------------------|------------------|
| - Anderson | - San Mateo |
| - Bakersfield | - Santa Barbara |
| - Del Mar | - Santa Maria |
| - Eureka | - Santa Rosa |
| - Fresno | - Shalimar/Indio |
| - Lake Perris | - Stockton |
| - Lancaster | - Tulare |
| - Monterey | - Turlock |
| - Pleasanton | - Vallejo |
| - Sacramento | - Ventura |
| - San Bernardino | - Victorville |

IV. APPENDIX - California Fair Satellite Network Distributions



SATELLITE WAGERING AT CALIFORNIA FAIRS

BACKGROUND

The history of horseracing in California reflects a long-standing association with Fairs. Early, organized racing began in Stockton and Sacramento in the late 1840's during the days of the Gold Rush. The racetrack in Pleasanton has operated continuously since 1856, at first in private hands, later as a Fair. The breeding and training of fine racehorses are aspects of the agricultural economy. Just as cattle are bred for meat and milk production, or sheep for wool production, racehorses are bred and trained for speed and stamina. It's natural that racing competition, along with other livestock competition, would be conducted at the local or regional agricultural expositions.


Horseracing Law, in its opening chapter, Business and Professions Code, Article 1, Section 19401, states the legislative intent that parimutuel wagering on horse racing should support Fairs.

19401. The intent of this chapter is to allow parimutuel wagering on horse races, while:
- (a) Assuring protection of the public.
 - (b) Encouraging agriculture and the breeding of horses in this state.
 - (c) Providing for maximum expansion of horse racing opportunities in the public interest.
 - (d) Providing uniformity of regulation for each type of horse racing.

The marriage of Fairs and horseracing has deep roots in California political history. Modern parimutuel wagering began in 1933 with the direct intention of generating revenue for the State, for Fairs (through Fairs & Expositions fund) and for the continued support of horseracing. In 1987, legislation carried by Senator Ken Maddy, SB14, expanded parimutuel wagering in California by creating a statewide satellite wagering network. Under the provisions of SB14 and subsequent legislation, Fairs and existing racetracks are the venues for off-track wagering. More recently, federal courts

have ruled that certain Native American tribes may operate Satellite Wagering Facilities. Twenty-three Fairs and five racetracks are currently licensed to conduct satellite wagering.

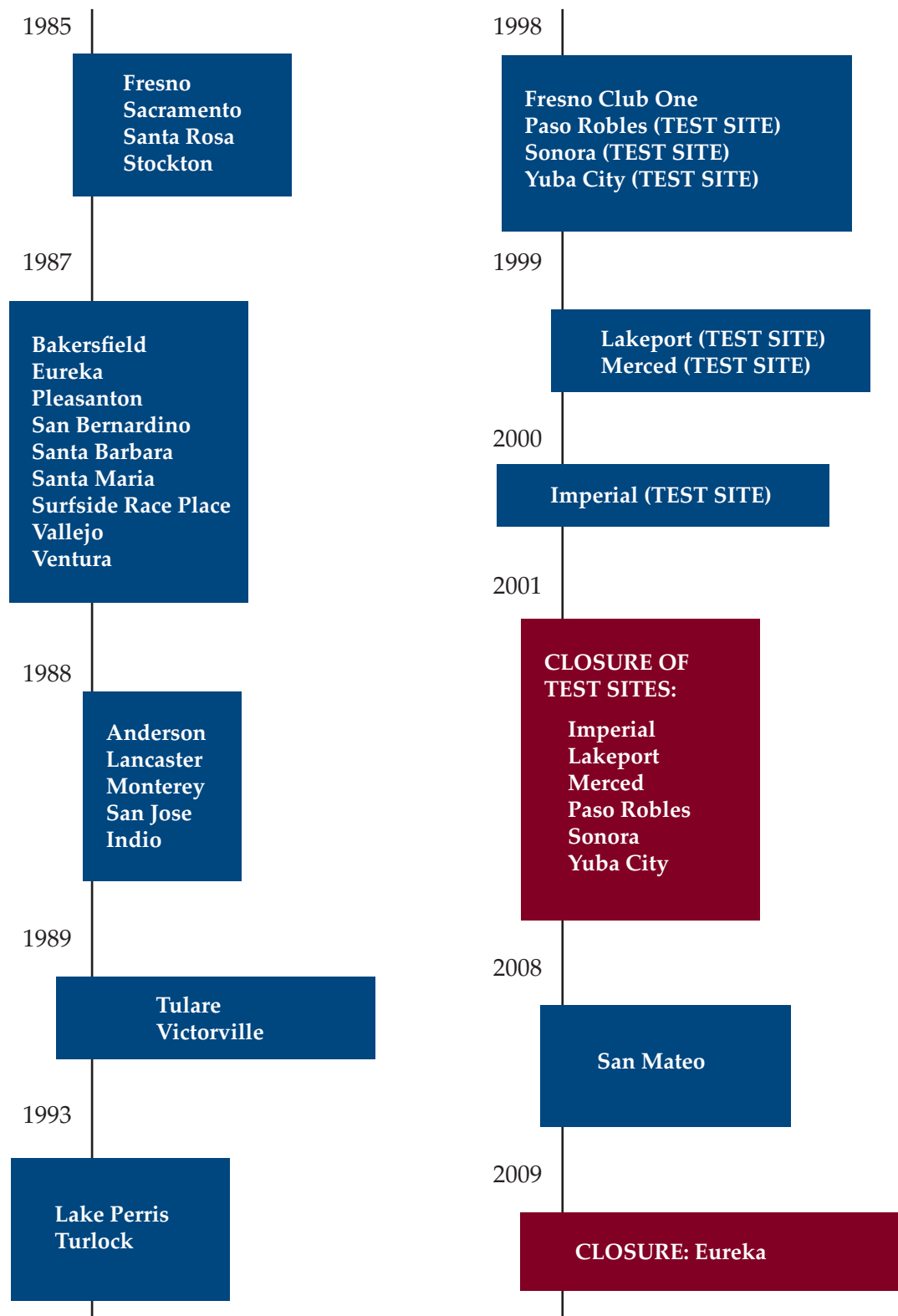
As a consequence of this expansion, the revenue to Fairs from horseracing has increased significantly. Fairs have benefited in two ways from these developments: 1) Fairs that conduct satellite wagering benefit directly from the conducting parimutuel wagering themselves at their Fairs; 2) Fairs which conduct live racing benefit from this exciting traditional event at their Fairs and from the revenues which it generates.



Steward's Stand at the California State Fair, 1891.

TIMELINE OF FAIR SATELLITE NETWORK OPENINGS

1985-2009



ORGANIZATIONS RELATED TO HORSE RACING AND SATELLITE WAGERING



CALIFORNIA AUTHORITY OF RACING FAIRS (CARF)

CARF represents its member Fairs in matters that relate to horse racing and satellite wagering. CARF's seven-member Board of Directors is elected by its membership from amongst member Fairs. On behalf of those Fairs that conduct live racing, CARF negotiates joint contracts, manages contractors and vendors, prepares and submits license applications, and manages Host Track simulcast operations. On behalf of its member Fairs conducting satellite wagering, CARF prepares license applications and provides administrative, procedural, and technical support. Contracts between Fairs and simulcast organizations relating to satellite wagering are negotiated by and through CARF. CARF formulates and represents advocacy positions on legislative matters on behalf of member Fairs.



CALIFORNIA HORSE RACING BOARD (CHRB)

The CHRB has regulatory oversight of horse racing in California. Its seven commissioners are appointed by the Governor. The Board hires an Executive Director who administers Staff regulatory functions, including licensing, audits, and investigations. Racing associations, satellite wagering facilities, and personnel must be licensed by the CHRB.

RACING ASSOCIATIONS

Racing associations, with the exception of the Racing Fairs, are private organizations, operated for profit, licensed by the state to conduct horse racing. They may be constituted as partnerships, corporations, or real-estate investment trusts. Private racing associations in California, with the exception of Del Mar and Oak Tree, own the venues at which they operate. Racing Fairs, which are publicly-owned racing associations, conduct horse racing to generate revenues which support general Fair activities. Every racing association is allowed, and those above a certain size are required, to simulcast their races.

HORSEMEN'S ORGANIZATIONS

The horsemen are the owners and trainers of the horses that compete at racing meetings conducted by the racing associations. Horsemen share equally with racing associations in the division of simulcast revenue and expenses. Revenue to horsemen is distributed in the form of purses to winning horses. Each horse racing breed (Thoroughbred, Quarter Horse, Standardbred, Appaloosa, etc.) has a recognized association authorized to negotiate and contract on behalf of its members. Thoroughbred owners are represented by the Thoroughbred Owners of California (TOC); Thoroughbred trainers are represented by California Thoroughbred Trainers (CTT); Standardbred (harness) horsemen by the California Harness Association (CHA); quarter horses by Pacific Coast Quarter Horsemen's Association (PCQHA); Arabians by ARAC; Appaloosas by Cal Western Appaloosa Racing Association; mules by American Mule Racing Association (AMRA).

SIMULCAST ORGANIZATIONS:

NCOTWInc. and SCOTWInc.

The original enabling legislation for simulcasting, SB14, provided that the racing associations, the Fairs and the horsemen may form an organization to oversee and administer simulcast activities. Two such organizations have been formed: Northern California Off-Track Wagering Inc. (NCOTWInc.) and Southern California Off-Track Wagering Inc. (SCOTWInc.). See further description below. They are responsible for totalisator (specialized computer wagering system) services, satellite transmission, pari-mutuel clerks, banking, and accounting. Statute requires that satellite wagering Fairs have a contract, approved by the CHRB, with the appropriate regional simulcast operator.

NCOTWInc.

Northern California Off-Track Wagering Inc., oversees the administration of simulcast operations in Northern California. Its members are California Authority of Racing Fairs (CARF), horsemen (TOC), and Golden Gate Fields. NCOTWInc sets policy, manages contracts for conduct of pari-mutuel wagering and employs pari-mutuel personnel at off-track simulcast facilities.

SCOTWInc.

SCOTWInc. is the simulcast organization set up under provisions of SB14 in Southern California. Its members are racing associations, a racing Fair, satellite Fairs, and each horsemen's association. SCOTWInc. is a limited partnership with a corporation as the general partner. SCOTWInc. administers simulcast operations through its own staff and contracted services. Contracts covering satellite wagering Fairs are made directly with SCOTWInc.

DUTIES AND RESPONSIBILITIES OF SIMULCAST ORGANIZATIONS

Satellite wagering operations fall into two categories:

- 1) Operations provided and paid for by the simulcast organization
- 2) Operations provided and paid for by the Satellite Facility.

Duties and responsibilities of the simulcast organization are described below.

DUTIES AND RESPONSIBILITIES OF THE SIMULCAST ORGANIZATIONS

The simulcast organization provides and pays for audiovisual signal transmission and all pari-mutuel costs, including pari-mutuel employees on-site at satellite facilities. To cover these costs, it receives a percentage of the off-track handle.

PARI-MUTUEL PERSONNEL AND OPERATIONS

Pari-mutuel personnel handle operations directly related to processing wagers. These operations include provision of clerks to operate wagering terminals, money room and supervisory staff, and administrative support at the Host Track. The Host Track Mutuels Manager assigns the clerks and supervisor at each site. The local supervisor is also the Money Room attendant and has responsibility for the cash bank on-site. All pari-mutuel clerks in California are union members and belong to the Pari-mutuel Clerks Guild Local 280 SEIU. The simulcast organization is also responsible for banking, armored service, currency counting machines, payroll, and audit.

TOTALISATOR

The Totalisator is a computerized data processing operation that tabulates wagering pools, issues bet tickets, and calculates payoffs. The system extends from cash register-like terminals at each wagering location, through a high-speed data communications system to a central data processing hub. All wagers are processed identically; a wager at any satellite location is tabulated into the same pools as wagers at the Host Track. Totalisator services include technical operations and maintenance personnel.

DATA PROCESSING HUB

The wagering data processed by the totalisator computers is transmitted back and forth between the hub and satellite sites via specially dedicated telephone data lines. These special high-speed circuits run directly from each site to the central computer. The system must operate fast enough so that entry of a wager at the satellite site, relay of that wager to the central computer, tabulation, and issuance of the bet ticket hundreds of miles away takes less than one second.

SATELLITE UPLINK; ENCRYPTION; SATELLITE TRANSPONDER

Four primary elements constitute the audiovisual transmission system. These are 1) satellite uplink, 2) encryption (scrambling), 3) satellite transponder, and 4) satellite downlink and closed circuit television system. The satellite downlink and closed circuit television system are the responsibility of the Fair and will be discussed below. The other three elements are the responsibility of the simulcast organization. Here is a brief description of these services.

The **satellite uplink** is an earth transmitting station that beams a television signal from the Racetrack to a telecommunications satellite in orbit over the equator. The uplink sends a signal supplied by a television production facility at the track.

Encryption is the technical term for electronically scrambling a communications signal. The audiovisual television signal is scrambled to prevent recognizable reception by unauthorized users. A special code that authorizes decoders to reconstitute the signal into recognizable form is carried directly on the scrambled signal. Unlike most residential scrambling systems, this system can turn decoders on and off immediately.

The telecommunications **satellite** parked over the equator functions as a distant relay station. Signals beamed to it are amplified and retransmitted back to a wide coverage area on earth. Users rent or lease time on these satellites as needed. As satellite distribution of live racing has expanded, the horse racing industry has become a major purchaser of satellite time.



Artists rendering of the Alameda County Fair
Satellite Wagering Facility

DUTIES AND RESPONSIBILITIES OF THE SATELLITE FACILITY

DUTIES AND RESPONSIBILITIES OF THE SATELLITE FACILITY

Satellite wagering is probably one of the Fair's most profitable interim events. The Fair must take care that planning for its implementation includes an assessment of its impact on all other Fair activities. The receiving site (Fair or Racetrack) provides and pays for audiovisual receiving equipment, physical facilities, and all non-parimutuel personnel. The Fair Satellite Facility pays the cost of these operating expenses from its commission on pari-mutuel handle and from revenue generated by admissions, parking, concessions, and other miscellaneous sources. Careful planning with CARF and F&E must precede implementation. A more detailed description of these responsibilities follows.

PHYSICAL FACILITIES; PERSONNEL

After a Fair satellite opens, the Fair is responsible for providing and maintaining the physical facilities for satellite wagering operations. This includes buildings, utilities, parking, safe ingress and egress, outdoor lighting, signage, and fencing. It is important that the Fair maintain a good facility. The Fair may charge for parking and for admission; typical prices are \$1 or \$2 for parking, and \$2 or \$3 for admission, perhaps with a higher admission for upgrade to an area of finer amenities. Important considerations in facility operations include ease of access, good HVAC and proper lighting. Outdoor lighting in the parking lot and over walkways to the Satellite Facility is important for night operation. Organization of outdoor operations, such as parking and admissions money collection, must include provisions for year-round weather conditions, crowd control, and security. Provisions must be made for two money counting rooms: one, controlled by the Fair, for cash receipts from parking, admissions, program sales, and miscellaneous sales; the other, controlled by the pari-mutuel department, for cash necessary to conduct wagering operations. The level of security for the Fair operations Money Room determined in cooperation with NCOTWInc./SCOTWInc. The pari-mutuel Money Room must be secured by an alarm system that connects directly to a local law enforcement agency or to an alarm company with a 24-hour dispatcher. Security guards must be on duty at all times that wagering is conducted.

SATELLITE RECEIVING AND AUDIOVISUAL SYSTEMS

Statute stipulates that the Fair is responsible for provision of the satellite downlink and closed circuit TV system. CARF and F&E provide these systems at no initial cost to the Fair. CARF maintains an Equipment Replacement Fund which periodically replaces equipment based on equipment value and projected lifetime.

EMERGENCY MEDICAL SERVICES

First Aid and medical emergency services must be maintained at all times with private services or local public emergency response teams.

FOOD AND BEVERAGE SERVICE

Food and drink concessions represent an important element of service provided to satellite patrons. Careful selection of an appropriate vendor should guide this decision. Fairs should consult with CARF to assure that the concessionaire meets standards expected by the CHRB. Ongoing management and monitoring are important Fair management responsibilities.

EMPLOYEES

All personnel in the satellite wagering operation outside the Pari-mutuel Department are Fair employees. As noted above, the CHRB licenses all personnel. Facility Supervisory personnel must pass a test as part of their licensing requirements. Fair management must provide staff adequate to operate two shifts daily, day and night, six days a week. Job categories include the following:

- Facility Supervisor
 - Assistant Supervisor
 - Admissions seller
 - Parking attendants
 - Program seller
 - Security Captain
 - Security Guards
 - Janitorial
 - Unskilled Labor
-) Tested and Licensed by
F&E and the CHRB

ACCOUNTING AND RECORD KEEPING

Operating expenses, with the exception of pari-mutuel operations, are the responsibility of the Fair. The Fair must keep careful records of its operating cost per performance, that is, separately, for day racing, for night racing, and by breed. Daytime racing (thoroughbred) is nearly always profitable. Occasionally the less popular night events will operate at a loss. When this is the case, the racing association must, by law, make up the difference. Statute specifies that a facility need not operate at a loss; hence the importance of accurate records. A Fair must accept all signals offered to it, even if it incurs operating losses, as long as the racing association pledges to make up any differences. This pledge is generally secured by a bond.

The overall health of the horse racing industry is dependant on a strong satellite network. Racing organizations and industry leaders depend on the Fairs to build, maintain and preserve facilities that will be attractive and comfortable for patrons.

PARI-MUTUEL DISTRIBUTIONS

PARI-MUTUEL DISTRIBUTIONS

Revenue generation is one of the principal reasons for the conduct of pari-mutuel wagering on horse racing. This revenue flows to a wide spectrum of statutory beneficiaries. The Legislature determines the division of those revenues; that division is sometimes a matter of political debate.

Commissions from pari-mutuel handle are apportioned to the various beneficiaries according to a schedule that includes region (Northern California or Southern California racing), breed of horses (thoroughbred, quarter horse, etc.), type of wager and whether the handle is generated on-track or off-track.

“Conventional” handle means Win, Place, and Show wagers; “Exotic” means Exacta, Daily Double, Triple, Pick Six, etc.

The following categories describe division of the satellite pari-mutuel handle for Northern California thoroughbreds. Distributions for other breeds and regions are similar.

Returned to Winning Bettors (conventional) 84%; (exotic) 79%
Other Pari-mutuel Distributions (conventional) 16%; (exotic) 21%

- Racetrack Commissions
- Purses (Horsemen)
- State License Fee
- Simulcast Operator (Expenses)
- Satellite Facility
- Promotion (California Marketing Committee)
- Breeders' Awards
- Stabling & Vanning
- Local Government
- Equine Research (UC Davis)

RETURNED TO WINNING BETTORS

All money wagered on losing horses is divided up for payment to the winning bettors and other beneficiaries. Winning bettors receive the largest portion of pari-mutuel distributions.

RACING ASSOCIATIONS

All racing associations operate to make a profit. Part of their income is derived from commissions on pari-mutuel handle. The association commission is equivalent to the Purses', or Horsemen's, commission.

PURSES PAID TO HORSEMEN

The distribution for payment of purses is racing's mechanism of self-sustenance. A percentage of the handle, equivalent to the commission paid the racing association, flows back to the owners of winning horses. Purses are normally paid, in diminishing percentages, based on the order of the horses finishing the race. Associations may supplement the purses from time to time, but the primary source of purse money derives from a portion of the handle.

DISTRIBUTION FOR SIMULCAST EXPENSES

(Paid to Simulcast Organization)

This distribution is used for payment of satellite wagering expenses such as satellite transmission, totalisator, and off-track pari-mutuel labor. Any portion of this fund left unspent after expenses are paid is divided equally between the horsemen and the association.

COMMISSION TO SATELLITE FACILITY: 2% LOCATION FEE

Each satellite wagering facility receives 2% of the handle generated from its operation. In the pari-mutuel reports, this is known as a location fee. This constitutes approximately half of a satellite's gross operating revenue. Admissions, parking, and concessions constitute the other half.

DISTRIBUTION FOR PROMOTION

(Paid to California Marketing Committee)

A proportion of handle flows to a fund used for promotion of horse racing and satellite wagering. This money is administered by the California Marketing Committee (CMC). Fair satellite facilities receive an allocation for marketing and promotion from this fund. CARF coordinates marketing plans and budgets with individual Fairs and with the CMC.

BREEDERS' AWARDS

This portion goes to breeders of winning horses as an incentive to successful operations and for financial support of California's Thoroughbred breeding industry.

STABLING AND VANNING FUND

This fund helps pay the expenses of keeping and transporting horses. It helps insure the long-term vitality of the racing economy by off-setting the high cost of stabling and moving fine competitive racehorses.

LOCAL GOVERNMENT

Local government may receive 0.33% of handle generated at each satellite location. This typically goes to the municipality or county in which the facility is located or to a combination of both. At Fair satellites, the Fair Board determines which local government entity (city or county) receives the .33 distributions. In the event no determination is made by the Fair Board, the money reverts to the State. The local government must formally request payment; if it does not, the money reverts to the State.

UC DAVIS EQUINE VETERINARY RESEARCH

The Veterinary School at University of California, Davis has a world-renowned Equine Research Facility. This fund helps sustain that education and research facility.

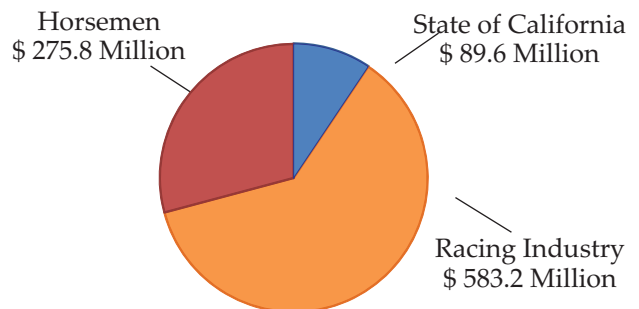
CONCLUSION

Horse racing and Fairs share a long heritage together. Both provide jobs for thousands of Californians; both are important to California's agricultural economy. This long-standing relationship has proven mutually beneficial to both industries throughout its history.

FAIR SATELLITE WAGERING FACILITIES HANDLE & DISTRIBUTIONS 2000-2009

**TOTAL FAIR
SATELLITE HANDLE**
\$4.96 Billion
2000-2009

Distributions Generated at
Fair Satellites
2000-2009



STATE OF CALIFORNIA - \$ 89.6 Million

State of California
\$ 73.3 Million



City & County Fees
\$16.25 Million



RACING INDUSTRY - \$ 583.2 Million

UC Davis Research
\$ 4.96 Million



Workers Comp.
\$ 5.49 Million



Satellite Location
\$ 98.48 Million



N/SCOTWinc. Fund
\$ 167.31 Million



CMC Promotion
\$ 20.35 Million



Vanning & Stabling
\$ 38.98 Million



Track Commissions
\$ 247.62 Million




HORSEMEN - \$ 275.8 Million

Purses to Horsemen
\$ 247.21 Million



Owners/Breeders/
Sires
\$ 28.59 Million



5012

\$511 Million
Total Handle

In 2009, 1,882,435 patrons visited Fair Satellite Wagering Facilities and bet **\$511 million**, contributing **\$104.5 million** to the CA racing industry.

CALIFORNIA AUTHORITY OF RACING FAIRS COMMISSIONS & PROJECT FUNDING

ALL MEMBER SATELLITE FACILITIES

(1) 2% PARI-MUTUEL COMMISSIONS (LOCATION FEES) PAID TO ALL MEMBER FAIRS

(2) PROJECT FUNDING PAID THROUGH CARF TO MEMBER FAIRS

2000-2009

2000		2001		2002	
(1) 2% Commissions	11,012,262	(1) 2% Commissions	11,036,693	(1) 2% Commissions	11,742,021
(2) Project Funding	681,945	(2) Project Funding	1,210,747	(2) Project Funding	576,004
TOTAL	11,694,207	TOTAL	12,247,440	TOTAL	12,318,025

2003		2004		2005	
(1) 2% Commissions	11,858,119	(1) 2% Commissions	11,891,415	(1) 2% Commissions	12,090,629
(2) Project Funding	1,268,982	(2) Project Funding	880,217	(2) Project Funding	929,345
TOTAL	13,127,101	TOTAL	12,771,632	TOTAL	13,019,974

2006		2007		2008	
(1) 2% Commissions	11,955,295	(1) 2% Commissions	11,817,081	(1) 2% Commissions	11,102,043
(2) Project Funding	402,897	(2) Project Funding	331,358	(2) Project Funding	1,849,201
TOTAL	12,358,192	TOTAL	12,148,439	TOTAL	12,951,243

2009		2000-2009	
(1) 2% Commissions	10,931,738	(1) 2% Commissions	115,437,296
(2) Project Funding	268,981	(2) Project Funding	8,399,676
TOTAL	11,200,719	TOTAL	123,836,972

\$115.4 Million - Pari-Mutuel
Commissions Paid to CARF
Member Fairs

\$8.4 Million - Project Funding
Paid through CARF to Member
Satellites



CALIFORNIA AUTHORITY OF RACING FAIRS COMMISSIONS & PROJECT FUNDING

SHASTA DISTRICT FAIR - ANDERSON

(1) 2% PARI-MUTUEL COMMISSIONS (LOCATION FEES) PAID TO SHASTA DISTRICT FAIR

(2) PROJECT FUNDING PAID THROUGH CARF TO SHASTA DISTRICT FAIR

2000-2009

2000		2001		2002	
(1) 2% Commissions	73,605	(1) 2% Commissions	64,550	(1) 2% Commissions	64,626
(2) Project Funding	29,468	(2) Project Funding	1,240	(2) Project Funding	940
TOTAL	103,074	TOTAL	65,790	TOTAL	65,567

2003		2004		2005	
(1) 2% Commissions	69,344	(1) 2% Commissions	73,956	(1) 2% Commissions	75,182
(2) Project Funding	854	(2) Project Funding	12,458	(2) Project Funding	589
TOTAL	70,198	TOTAL	86,415	TOTAL	75,771

2006		2007		2008	
(1) 2% Commissions	71,474	(1) 2% Commissions	69,265	(1) 2% Commissions	61,422
(2) Project Funding	0	(2) Project Funding	675	(2) Project Funding	1,304
TOTAL	71,474	TOTAL	69,940	TOTAL	62,727

2009		2000-2009		\$680,000 Pari-Mutuel Commissions Paid to Shasta District Fair \$51,000 Project Funding Paid through CARF to Shasta District Fair
(1) 2% Commissions	55,902	(1) 2% Commissions	679,329	
(2) Project Funding	3,416	(2) Project Funding	50,945	
TOTAL	59,318	TOTAL	730,274	



California Authority of Racing Fairs

Anderson Detailed Distribution Report for Ten Year Comparison

Handle	License Fee	CHRB Support Fee	F&E Fund	City Tax	Equine UC Davis	Workers Comp.	2% Comm. Loc. Fees	N/SCOTW inc. Expense	CMC Promotion	Vanning Stable	PFAB 509	Harness Loc. Fees	Track Comm.	Purses	Owners	Breeders Sires	To Out of State Tracks	Attendance
2000	3,710,818	0	3,504	12,145	3,711	0	73,605	124,958	14,724	25,745	0	0	188,739	188,591	2,642	19,264	32,481	15,588
2001	3,259,334	0	2,904	10,651	3,260	0	64,550	110,723	12,910	22,593	0	0	164,097	163,697	2,319	16,871	31,898	13,937
2002	3,054,124	0	2,136	9,936	3,055	0	60,218	98,282	12,044	21,826	0	0	154,322	154,536	2,146	15,810	30,789	12,890
2003	3,147,094	0	2,652	10,285	3,148	0	62,334	105,798	12,472	28,921	0	0	157,252	156,809	2,220	16,294	30,723	12,465
2004	3,280,004	0	2,504	10,661	3,281	4,392	64,612	107,729	12,868	30,034	0	0	164,887	164,715	2,278	16,816	39,391	11,182
2005	3,165,325	0	2,182	10,278	3,166	6,487	62,289	100,393	12,211	28,575	5	0	162,976	162,564	2,158	16,033	41,297	9,281
2006	2,928,882	0	1,848	9,512	2,929	6,048	57,644	92,544	11,553	28,742	0	0	149,543	149,180	2,029	15,164	37,739	8,921
2007	2,779,451	0	1,748	9,019	2,780	5,547	54,659	87,646	10,947	31,262	0	0	139,011	138,384	1,923	14,385	37,062	8,314
2008	2,404,914	0	1,272	7,827	2,405	4,634	47,439	78,807	9,502	27,135	0	0	116,895	116,420	1,670	12,434	30,989	8,189
2009	2,128,019	4,233	1,969	6,931	2,129	3,649	42,007	76,934	8,421	24,961	0	0	102,436	101,932	1,477	11,062	29,609	7,584
TOTAL	29,857,962	4,233	22,719	97,245	29,864	30,757	589,359	983,814	117,650	269,792	5	0	1,500,157	1,496,827	20,863	154,133	341,978	108,351

California Authority of Racing Fairs

Anderson Distribution of 2% Location Fees from Advance Deposit Wagering (ADW)

2% Location Fees (ADW)	2000	2001	2002	2003	2004	2005	2006	2007	2008	2009	TOTAL
	0	0	4,408	7,009	9,345	12,893	13,830	14,606	13,984	13,895	89,970

California Authority of Racing Fairs

Cumulative Funding Disbursements to Shasta District Fair (Anderson) SWF 2000-2009

	2000	2001	2002	2003	2004	2005	2006	2007	2008	2009	TOTALS
Infotext Funds	-	-	-	-	-	-	-	-	-	-	-
Equip. Replacement Fund	29,468	1,240	940	854	2,338	589	-	675	1,304	3,416	40,825
SWF upgrades	-	-	-	-	10,120	-	-	-	-	-	10,120
Total Funding	\$29,468	\$1,240	\$940	\$854	\$12,458	\$589	\$0	\$675	\$1,304	\$3,416	\$50,945

CALIFORNIA AUTHORITY OF RACING FAIRS COMMISSIONS & PROJECT FUNDING

KERN COUNTY FAIR - BAKERSFIELD

(1) 2% PARI-MUTUEL COMMISSIONS (LOCATION FEES) PAID TO Kern County Fair

(2) PROJECT FUNDING PAID THROUGH CARF TO Kern County Fair

2000-2009

2000		2001		2002	
(1) 2% Commissions	243,699	(1) 2% Commissions	234,802	(1) 2% Commissions	241,858
(2) Project Funding	0	(2) Project Funding	0	(2) Project Funding	0
TOTAL	243,699	TOTAL	234,802	TOTAL	241,858
2003		2004		2005	
(1) 2% Commissions	258,329	(1) 2% Commissions	246,401	(1) 2% Commissions	289,249
(2) Project Funding	400	(2) Project Funding	0	(2) Project Funding	20,885
TOTAL	258,729	TOTAL	246,401	TOTAL	310,134
2006		2007		2008	
(1) 2% Commissions	286,977	(1) 2% Commissions	261,753	(1) 2% Commissions	233,024
(2) Project Funding	3,770	(2) Project Funding	0	(2) Project Funding	329
TOTAL	290,747	TOTAL	261,753	TOTAL	233,353
2009		2000-2009		<div> \$2,515,000 Pari-Mutuel Commissions Paid to Kern County Fair </div> <div> \$26,000 Project Funding Paid through CARF to Kern County Fair </div>	
(1) 2% Commissions	218,839	(1) 2% Commissions	2,514,929		
(2) Project Funding	0	(2) Project Funding	25,385		
TOTAL	218,839	TOTAL	2,540,314		



California Authority of Racing Fairs

Bakersfield Detailed Distribution Report for Ten Year Comparison

	Handle	License Fee	CHRB Support Fee	F&E Fund	City Tax	Equine UC Davis	Workers Comp.	2% Comm. Loc. Fees	N/SCOTW inc. Expense	CMC Promotion	Vanning Stable	PFAB 509	Harness Loc. Fees	Track Comm.	Purses	Owners	Breeders Sires	To Out of State Tracks	Attendance
2000	12,255,373	124,096	0	7,862	40,210	12,256	0	243,699	486,665	51,727	64,409	0	0	642,524	641,041	6,578	60,286	91,068	65,222
2001	11,818,769	117,774	0	6,902	38,743	11,820	0	234,802	472,015	49,907	61,571	0	0	603,751	605,396	6,245	58,056	92,527	60,645
2002	11,369,637	114,205	0	6,084	37,207	11,371	0	225,495	451,291	47,978	60,761	0	0	585,958	587,651	5,975	55,683	95,207	60,509
2003	11,676,448	117,309	0	7,250	38,280	11,678	0	231,996	465,568	49,102	82,761	0	0	584,871	585,832	6,311	57,468	100,499	55,554
2004	10,693,709	107,855	0	6,177	34,933	10,695	13,828	211,715	422,772	44,429	75,409	4,160	0	536,722	537,702	5,675	51,980	106,427	52,009
2005	12,465,997	127,370	0	6,402	40,726	12,467	25,477	246,826	477,554	51,256	87,976	1,905	0	625,558	631,675	6,610	60,369	132,067	51,471
2006	11,737,201	117,172	0	5,750	38,392	11,738	24,633	232,678	443,874	49,132	90,805	0	0	597,990	602,726	6,392	63,652	120,526	46,683
2007	10,213,510	102,929	0	4,611	33,413	10,215	21,453	202,505	388,143	42,741	90,695	0	0	515,006	518,433	5,572	55,029	109,119	45,385
2008	9,147,808	93,566	0	3,680	29,936	9,148	18,915	181,432	355,701	38,323	80,979	0	0	452,481	456,496	4,970	48,677	99,178	40,219
2009	8,360,729	53,076	13,956	5,716	27,333	8,361	16,891	165,655	341,094	34,871	77,002	1,715	0	413,816	416,968	4,530	44,694	96,864	40,571
TOTAL	109,739,180	1,075,353	13,956	60,434	359,174	109,748	121,197	2,176,804	4,304,676	459,466	772,369	7,780	0	5,558,677	5,583,920	58,857	555,893	1,043,482	518,268

California Authority of Racing Fairs

Bakersfield Distribution of 2% Location Fees from Advance Deposit Wagering (ADW)

	2000	2001	2002	2003	2004	2005	2006	2007	2008	2009	TOTAL
2% Location Fees (ADW)	0	0	16,363	26,332	34,685	42,423	54,299	59,248	51,591	53,184	338,126

California Authority of Racing Fairs

Cumulative Funding Disbursements to Kern County Fair (Bakersfield) SWF 2000-2009

	2000	2001	2002	2003	2004	2005	2006	2007	2008	2009	TOTALS
Infotext Funds	-	-	-	-	-	-	1,350.00	-	-	-	1,350.00
Equip. Replacement Fund	-	-	-	400.00	-	-	2,420.22	-	329.36	-	3,149.58
SWF upgrades	-	-	-	-	-	20,885.41	-	-	-	-	20,885.41
Total Funding	-	-	-	400.00	-	20,885.41	3,770.22	-	329.36	-	24,034.99

CALIFORNIA AUTHORITY OF RACING FAIRS COMMISSIONS & PROJECT FUNDING

SAN DIEGO COUNTY FAIR - DEL MAR (SURFSIDE RACE PLACE)

(1) 2% PARI-MUTUEL COMMISSIONS (LOCATION FEES) PAID TO San Diego County Fair

(2) PROJECT FUNDING PAID THROUGH CARF TO San Diego County Fair

2000-2009

2000		2001		2002	
(1) 2% Commissions	1,970,975	(1) 2% Commissions	1,919,800	(1) 2% Commissions	2,110,924
(2) Project Funding	68,999	(2) Project Funding	28,162	(2) Project Funding	10,358
TOTAL	2,039,974	TOTAL	1,947,962	TOTAL	2,121,282

2003		2004		2005	
(1) 2% Commissions	2,061,010	(1) 2% Commissions	1,966,349	(1) 2% Commissions	1,915,552
(2) Project Funding	143,944	(2) Project Funding	45,226	(2) Project Funding	47,699
TOTAL	2,204,954	TOTAL	2,011,575	TOTAL	1,963,251

2006		2007		2008	
(1) 2% Commissions	1,979,209	(1) 2% Commissions	2,010,621	(1) 2% Commissions	1,845,860
(2) Project Funding	45,889	(2) Project Funding	18,485	(2) Project Funding	0
TOTAL	2,025,097	TOTAL	2,029,106	TOTAL	1,845,860

2009		2000-2009	
(1) 2% Commissions	1,537,072	(1) 2% Commissions	19,317,371
(2) Project Funding	0	(2) Project Funding	408,762
TOTAL	1,537,072	TOTAL	19,726,133

\$19,318,000 Pari-Mutuel
Commissions Paid to
San Diego County Fair

\$409,000 Project Funding
Paid through CARF to
San Diego County Fair

NOTE: Withdrew from CARF in 2007



California Authority of Racing Fairs

Surfside Race Place Detailed Distribution Report for Ten Year Comparison

	Handle	License Fee	CHRB Support Fee	F&E Fund	City Tax	Equine UC Davis	Workers Comp.	2% Comm. Loc. Fees	N/SCOTW inc. Expense	CMC Promotion	Vanning Stable	PFAB 509	Harness Loc. Fees	Track Comm.	Purses	Owners	Breeders Sires	To Out of State Tracks	Attendance
2000	99,487,568	1,928,880	0	42,809	325,211	99,489	0	1,970,975	2,856,826	401,523	511,340	0	0	5,091,100	5,021,855	63,942	519,724	731,846	350,575
2001	97,126,288	1,863,400	0	34,068	316,767	97,127	0	1,919,800	2,801,355	391,985	530,964	0	0	4,837,952	4,777,457	61,641	503,375	816,337	331,728
2002	97,901,701	1,855,583	0	32,941	319,294	97,903	0	1,935,114	2,846,868	395,513	682,673	0	0	4,697,804	4,634,811	61,836	508,730	837,868	329,120
2003	88,032,708	1,668,153	0	32,720	288,669	88,034	0	1,749,511	2,560,373	357,457	815,801	0	0	4,142,211	4,086,508	56,038	460,242	705,480	301,945
2004	80,866,792	1,531,935	0	23,565	263,222	80,868	90,546	1,595,281	2,337,830	324,559	766,331	13,560	0	3,833,598	3,784,288	50,702	417,505	806,432	284,212
2005	76,787,497	1,436,994	0	24,254	249,512	76,788	174,720	1,512,195	2,244,435	305,732	714,383	9,331	0	3,697,152	3,668,780	47,273	391,580	811,548	264,893
2006	79,207,658	1,467,665	0	23,320	258,044	79,208	181,036	1,563,905	2,323,405	320,484	746,730	0	0	3,780,870	3,751,684	49,428	423,879	816,510	253,672
2007	77,766,377	1,454,377	0	22,714	253,376	77,767	176,431	1,535,608	2,264,800	314,105	739,418	0	0	3,713,636	3,683,445	48,925	415,821	830,981	243,835
2008	69,014,540	1,298,772	0	18,557	226,244	69,015	156,584	1,371,174	1,988,640	279,692	648,619	0	0	3,313,880	3,286,405	44,201	369,645	702,099	209,951
2009	56,505,784	691,720	148,961	32,108	185,082	56,506	119,373	1,121,707	1,644,312	228,722	637,980	9,131	0	2,663,347	2,642,590	35,741	305,526	651,622	178,574
TOTAL	822,696,912	15,197,480	148,961	287,037	2,685,421	822,704	898,689	16,275,269	23,868,845	3,319,773	6,794,239	32,022	0	39,771,550	39,337,822	519,726	4,318,029	7,710,722	2,748,505

California Authority of Racing Fairs

Surfside Race Place Distribution of 2% Location Fees from Advance Deposit Wagering (ADW)

2% Location Fees (ADW)	TOTAL									
	2000	2001	2002	2003	2004	2005	2006	2007	2008	2009
	0	0	175,810	311,499	371,068	403,357	415,304	475,014	474,686	415,365

California Authority of Racing Fairs

Cumulative Funding Disbursements to San Diego County Fair (Del Mar) SWF 2000-2009

	TOTALS									
	2000	2001	2002	2003	2004	2005	2006	2007	2008	2009
Infotext Funds	-	-	-	-	-	-	450	-	-	450
Equip. Replacement Fund	68,999	28,162	10,358	143,944	31,190	47,699	2,069	-	-	332,421
SWF upgrades	-	-	-	-	14,036	-	43,370	18,485	-	75,891
Total Funding	68,999	28,162	10,358	143,944	45,226	47,699	45,889	18,485	-	408,762

CALIFORNIA AUTHORITY OF RACING FAIRS COMMISSIONS & PROJECT FUNDING

REDWOOD ACRES FAIR - EUREKA

(1) 2% PARI-MUTUEL COMMISSIONS (LOCATION FEES) PAID TO Redwood Acres Fair

(2) PROJECT FUNDING PAID THROUGH CARF TO Redwood Acres Fair

2000-2009

2000		2001		2002	
(1) 2% Commissions	41,847	(1) 2% Commissions	43,759	(1) 2% Commissions	42,057
(2) Project Funding	0	(2) Project Funding	36,430	(2) Project Funding	0
TOTAL	41,847	TOTAL	80,189	TOTAL	42,057

2003		2004		2005	
(1) 2% Commissions	42,586	(1) 2% Commissions	49,367	(1) 2% Commissions	49,924
(2) Project Funding	3,855	(2) Project Funding	2,707	(2) Project Funding	13,333
TOTAL	46,441	TOTAL	52,074	TOTAL	63,256

2006		2007		2008	
(1) 2% Commissions	46,390	(1) 2% Commissions	47,577	(1) 2% Commissions	47,238
(2) Project Funding	0	(2) Project Funding	0	(2) Project Funding	18,134
TOTAL	46,390	TOTAL	47,577	TOTAL	65,372

2009		2000-2009		\$451,000 Pari-Mutuel Comissions Paid to Redwood Acres Fair \$78,000 Project Funding Paid through CARF to Redwood Acres Fair
(1) 2% Commissions	39,546	(1) 2% Commissions	450,289	
(2) Project Funding	2,764	(2) Project Funding	77,223	
TOTAL	42,310	TOTAL	527,512	



California Authority of Racing Fairs

Eureka Detailed Distribution Report for Ten Year Comparison

	Handle	License Fee	CHRB Support Fee	F&E Fund	City Tax	Equine UC Davis	Workers Comp.	2% Comm. Loc. Fees	N/SCOTW inc. Expense	CMC Promotion	Vanning Stable	PFAB 509	Harness Loc. Fees	Track Comm.	Purses	Owners	Breeders Sires	To Out of State Tracks	Attendance
2000	2,109,598	24,477	0	1,531	6,905	2,110	0	41,847	68,957	8,374	14,620	0	0	89,001	88,079	1,489	10,987	22,335	6,064
2001	2,207,426	25,732	0	1,752	7,221	2,208	0	43,759	72,434	8,752	15,317	0	0	96,978	96,624	1,562	11,482	23,470	6,240
2002	1,992,597	23,251	0	1,361	6,497	1,993	0	39,371	63,764	7,886	14,239	0	0	94,357	94,384	1,394	10,338	22,315	6,773
2003	1,915,855	22,414	0	1,317	6,269	1,917	0	37,994	61,309	7,603	17,616	0	0	88,133	87,802	1,342	9,986	21,336	5,558
2004	2,208,215	25,278	0	1,669	7,206	2,209	2,532	43,673	73,689	8,705	20,453	0	0	104,058	103,579	1,548	11,381	26,992	5,401
2005	2,085,052	24,490	0	1,291	6,800	2,086	4,442	41,212	64,744	8,132	19,103	0	0	101,681	101,192	1,441	10,725	24,120	4,876
2006	1,887,466	22,760	0	766	6,133	1,888	3,319	37,172	54,057	7,435	18,609	0	0	91,809	91,619	1,310	9,888	25,535	4,594
2007	1,928,327	22,953	0	776	6,267	1,929	3,670	37,984	55,623	7,600	21,802	0	0	95,261	94,652	1,337	10,083	28,924	4,296
2008	1,897,879	22,947	0	686	6,205	1,898	3,038	37,607	58,382	7,525	21,607	0	0	88,968	88,998	1,321	9,932	28,127	3,887
2009	1,453,789	14,009	1,498	1,151	4,745	1,454	2,097	28,755	51,940	5,752	17,244	0	0	64,010	64,036	1,017	7,538	22,356	2,724
TOTAL	19,686,203	228,309	1,498	12,301	64,248	19,692	19,097	389,374	624,900	77,762	180,610	0	0	914,255	910,965	13,761	102,340	245,510	50,413

California Authority of Racing Fairs

Redwood Acres Fair Distribution of 2% Location Fees from Advance Deposit Wagering (ADW)

2000	2001	2002	2003	2004	2005	2006	2007	2008	2009	TOTAL
0	0	2,686	4,592	5,694	8,711	9,218	9,593	9,631	10,791	60,915

2% Location Fees (ADW)

California Authority of Racing Fairs

Cumulative Funding Disbursements to Redwood Acres Fair (Eureka) SWF 2000-2009

2000	2001	2002	2003	2004	2005	2006	2007	2008	2009	TOTALS
Equip. Replacement Fund	-	36,430	-	3,855	970	-	-	18,134	2,438	73,422
SWF upgrades	-	-	-	1,737	1,737	-	-	-	327	3,801
Total Funding	-	36,430	-	3,855	2,707	-	-	18,134	2,764	77,223

CALIFORNIA AUTHORITY OF RACING FAIRS COMMISSIONS & PROJECT FUNDING

BIG FRESNO FAIR - FRESNO

(1) 2% PARI-MUTUEL COMMISSIONS (LOCATION FEES) PAID TO Big Fresno Fair

(2) PROJECT FUNDING PAID THROUGH CARF TO Big Fresno Fair

2000-2009

2000		2001		2002	
(1) 2% Commissions	314,441	(1) 2% Commissions	294,716	(1) 2% Commissions	293,128
(2) Project Funding	0	(2) Project Funding	84,873	(2) Project Funding	0
TOTAL	314,441	TOTAL	379,589	TOTAL	293,128

2003		2004		2005	
(1) 2% Commissions	297,592	(1) 2% Commissions	312,893	(1) 2% Commissions	302,936
(2) Project Funding	234,451	(2) Project Funding	198,455	(2) Project Funding	67,150
TOTAL	532,044	TOTAL	511,349	TOTAL	370,086

2006		2007		2008	
(1) 2% Commissions	300,364	(1) 2% Commissions	274,138	(1) 2% Commissions	253,831
(2) Project Funding	5,024	(2) Project Funding	59,234	(2) Project Funding	17,501
TOTAL	305,388	TOTAL	333,372	TOTAL	271,332

2009		2000-2009		\$2,855,000 Pari-Mutuel Commissions Paid to Big Fresno Fair \$684,000 Project Funding Paid through CARF to Big Fresno Fair
(1) 2% Commissions	210,452	(1) 2% Commissions	2,854,492	
(2) Project Funding	16,416	(2) Project Funding	683,106	
TOTAL	226,869	TOTAL	3,537,597	



California Authority of Racing Fairs

Fresno Detailed Distribution Report for Ten Year Comparison

Handle	License Fee	CHRB Support Fee	F&E Fund	City Tax	Equine UC Davis	Workers Comp.	2% Comm. Loc. Fees	N/SCOTW inc. Expense	CMC Promotion	Vanning Stable	PFAB 509	Harness Loc. Fees	Track Comm.	Purses	Owners	Breeders Sires	To Out of State Tracks	Attendance
2000	15,839,997	169,229	0	13,054	51,883	15,841	0	314,441	65,001	95,283	0	0	812,015	813,229	9,703	79,998	120,587	78,004
2001	14,845,815	156,162	0	11,558	48,628	14,847	0	294,716	61,121	87,925	0	0	747,727	751,315	8,927	74,615	119,160	70,732
2002	13,860,257	145,785	0	9,900	45,286	13,861	0	274,460	56,843	85,140	0	0	701,043	704,168	8,362	69,408	120,093	64,365
2003	13,371,429	140,673	0	9,329	43,823	13,372	0	265,598	54,954	106,419	0	0	667,884	669,694	8,108	67,368	119,186	57,633
2004	13,808,287	145,240	0	9,188	45,098	13,809	17,301	273,322	56,241	109,146	4,162	0	690,506	692,320	8,235	68,783	141,457	52,584
2005	12,549,489	131,557	0	7,401	40,923	12,551	25,735	248,017	50,444	99,998	653	0	632,150	634,959	7,519	62,324	140,043	48,455
2006	12,412,342	129,229	0	6,140	40,526	12,413	25,190	245,610	50,922	105,178	0	0	616,798	620,637	7,406	65,751	139,123	46,708
2007	10,720,463	111,806	0	5,696	34,932	10,721	21,974	211,706	43,753	105,512	0	0	528,385	529,439	6,483	56,680	130,244	43,379
2008	10,092,561	108,235	0	4,578	32,967	10,093	20,712	199,800	41,186	100,862	0	0	489,908	490,875	6,202	52,657	122,729	39,715
2009	7,702,848	51,941	12,940	6,006	25,137	7,703	14,989	152,346	31,558	77,152	1,271	0	373,057	374,273	4,558	40,509	104,250	35,446
TOTAL	125,203,489	1,289,857	12,940	82,850	409,203	125,212	125,901	2,480,014	512,021	972,615	6,086	0	6,259,473	6,280,909	75,504	638,093	1,256,871	537,021

California Authority of Racing Fairs

Big Fresno Fair Distribution of 2% Location Fees from Advance Deposit Wagering (ADW)

	2000	2001	2002	2003	2004	2005	2006	2007	2008	2009	TOTAL
2% Location Fees (ADW)	0	0	18,668	31,994	39,571	54,919	54,755	62,432	54,031	58,107	374,477

California Authority of Racing Fairs

Cumulative Funding Disbursements to Big Fresno Fair (Fresno) SWF 2000-2009

	2000	2001	2002	2003	2004	2005	2006	2007	2008	2009	TOTALS
Equip. Replacement Fund	-	11,619	-	5,562	-	16,197	5,024	8,643	17,501	16,416	80,962
SWF upgrades	-	73,255	-	228,889	198,455	50,954	-	50,591	-	-	602,143
Total Funding	-	84,873	-	234,451	198,455	67,150	5,024	59,234	17,501	16,416	683,106

CALIFORNIA AUTHORITY OF RACING FAIRS COMMISSIONS & PROJECT FUNDING

SOUTHERN CALIFORNIA FAIR - LAKE PERRIS

(1) 2% PARI-MUTUEL COMMISSIONS (LOCATION FEES) PAID TO Southern California Fair

(2) PROJECT FUNDING PAID THROUGH CARF TO Southern California Fair

2000-2009

2000		2001		2002	
(1) 2% Commissions	536,572	(1) 2% Commissions	536,252	(1) 2% Commissions	577,848
(2) Project Funding	6,094	(2) Project Funding	28,892	(2) Project Funding	31,061
TOTAL	542,667	TOTAL	565,144	TOTAL	608,909

2003		2004		2005	
(1) 2% Commissions	630,203	(1) 2% Commissions	676,701	(1) 2% Commissions	653,093
(2) Project Funding	54,005	(2) Project Funding	33,791	(2) Project Funding	60,441
TOTAL	684,209	TOTAL	710,492	TOTAL	713,534

2006		2007		2008	
(1) 2% Commissions	641,501	(1) 2% Commissions	628,522	(1) 2% Commissions	549,456
(2) Project Funding	34,935	(2) Project Funding	23,259	(2) Project Funding	16,985
TOTAL	676,436	TOTAL	651,781	TOTAL	566,441

2009		2000-2009		\$5,886,000 Pari-Mutuel Comissions Paid to Southern California Fair
(1) 2% Commissions	455,406	(1) 2% Commissions	5,885,555	
(2) Project Funding	26,112	(2) Project Funding	315,576	
TOTAL	481,518	TOTAL	6,201,130	\$316,000 Project Funding Paid through CARF to Southern California Fair



California Authority of Racing Fairs

Lake Perris Detailed Distribution Report for Ten Year Comparison

	Handle	License Fee	CHRB Support Fee	F&E Fund	City Tax	Equine UC Davis	Workers Comp.	2% Comm.		N/SCOTW inc.	CMC Promotion	Vanning Stable	PFAB 509	Harness Loc. Fees	Track Comm.	Purses	Owners	Breeders Sires	To Out of State Tracks	Attendance
								Loc. Fees	Expense											
2000	26,969,696	495,725	0	20,045	88,535	26,971	0	536,572	840,819	111,000	129,679	0	0	1,381,016	1,365,983	16,235	139,134	160,916	128,140	
2001	26,968,619	492,313	0	18,705	88,482	26,970	0	536,252	838,390	111,133	138,197	0	0	1,374,342	1,362,088	16,078	139,001	177,316	121,694	
2002	26,381,239	478,934	0	15,939	86,474	26,382	0	524,086	830,253	108,799	170,736	0	0	1,326,363	1,313,733	15,576	135,530	189,788	125,675	
2003	27,447,364	498,607	0	16,194	90,251	27,448	0	546,978	857,892	113,321	240,886	0	0	1,291,709	1,278,233	16,438	141,753	207,359	126,353	
2004	28,346,715	508,094	0	17,710	92,933	28,348	40,640	563,230	893,046	116,388	250,143	4,802	0	1,364,950	1,353,245	16,572	144,757	240,660	128,506	
2005	25,735,190	455,711	0	14,251	84,264	25,736	58,901	510,696	811,117	104,666	224,312	1,879	0	1,256,934	1,253,703	14,861	130,010	230,766	109,652	
2006	25,252,997	439,205	0	13,712	82,703	25,254	56,923	501,233	812,122	104,546	219,835	0	0	1,219,352	1,216,950	14,571	136,257	224,639	102,050	
2007	24,017,783	420,185	0	11,927	78,664	24,019	54,197	476,750	766,428	99,387	209,687	0	0	1,166,985	1,164,516	13,893	130,028	221,212	99,390	
2008	20,141,178	361,465	0	10,451	66,167	20,142	47,420	401,010	625,031	83,039	177,621	0	0	986,463	983,584	12,060	107,849	172,852	85,672	
2009	15,777,120	155,599	52,521	13,014	51,811	15,778	35,368	314,006	497,893	65,184	164,754	1,916	0	785,928	784,673	9,231	86,348	152,058	75,290	
TOTAL	247,037,901	4,303,839	52,521	151,948	810,284	247,046	293,448	4,910,812	7,772,992	1,017,463	1,925,847	8,597	0	12,154,041	12,076,707	145,516	1,290,667	1,977,565	1,102,422	

California Authority of Racing Fairs

Southern California Fair Distribution of 2% Location Fees from Advance Deposit Wagering (ADW)

2% Location Fees (ADW)	2000	2001	2002	2003	2004	2005	2006	2007	2008	2009	TOTAL
	0	0	53,762	83,226	113,471	142,398	140,268	151,772	148,446	141,399	974,743

California Authority of Racing Fairs

Cumulative Funding Disbursements to Southern California Fair (Lake Perris) SWF 2000-2009

	2000	2001	2002	2003	2004	2005	2006	2007	2008	2009	TOTALS
Infotext Funds	-	-	-	-	-	-	-	-	-	-	-
Equip. Replacement Fund	6,094	28,892	31,061	54,005	23,329	20,312	34,935	23,259	16,985	26,112	264,985
SWF upgrades	-	-	-	-	10,462	40,129	-	-	-	-	50,591
Total Funding	6,094	28,892	31,061	54,005	33,791	60,441	34,935	23,259	16,985	26,112	315,576

CALIFORNIA AUTHORITY OF RACING FAIRS COMMISSIONS & PROJECT FUNDING

ANTELOPE VALLEY FAIR - LANCASTER

(1) 2% PARI-MUTUEL COMMISSIONS (LOCATION FEES) PAID TO Antelope Valley Fair

(2) PROJECT FUNDING PAID THROUGH CARF TO Antelope Valley Fair

2000-2009

2000		2001		2002	
(1) 2% Commissions	358,984	(1) 2% Commissions	338,791	(1) 2% Commissions	416,417
(2) Project Funding	14,939	(2) Project Funding	4,358	(2) Project Funding	19,311
TOTAL	373,924	TOTAL	343,149	TOTAL	435,727

2003		2004		2005	
(1) 2% Commissions	460,422	(1) 2% Commissions	505,125	(1) 2% Commissions	543,197
(2) Project Funding	1,589	(2) Project Funding	32,697	(2) Project Funding	21,146
TOTAL	462,011	TOTAL	537,822	TOTAL	564,343

2006		2007		2008	
(1) 2% Commissions	563,214	(1) 2% Commissions	561,828	(1) 2% Commissions	486,515
(2) Project Funding	39,668	(2) Project Funding	18,443	(2) Project Funding	1,814
TOTAL	602,882	TOTAL	580,271	TOTAL	488,329

2009		2000-2009		\$4,679,000 Pari-Mutuel Comissions Paid to Antelope Valley Fair
(1) 2% Commissions	443,572	(1) 2% Commissions	4,678,065	
(2) Project Funding	5,997	(2) Project Funding	159,961	
TOTAL	449,568	TOTAL	4,838,025	\$160,000 Project Funding Paid through CARF to Antelope Valley Fair



California Authority of Racing Fairs

Lancaster Detailed Distribution Report for Ten Year Comparison

	Handle	License Fee	CHRB Support Fee	F&E Fund	City Tax	Equine UC Davis	Workers Comp.	2% Comm.		N/SCOTW inc.	CMC Promotion	Vanning Stable	PFAB 509	Harness Loc. Fees	Track Comm.	Purses	Owners	Breeders Sires	To Out of State Tracks	
								Loc. Fees	Expense											
2000	18,029,341	320,462	0	11,470	59,233	18,031	0	358,984	584,393	75,051	82,335	0	0	944,243	937,164	10,313	92,133	120,740	87,290	
2001	17,027,329	299,826	0	10,767	55,901	17,029	0	338,791	556,421	70,964	82,812	0	0	875,551	870,912	9,638	86,815	133,117	88,113	
2002	18,957,828	328,473	0	11,135	62,215	18,959	0	377,060	632,546	79,342	115,029	0	0	961,994	956,738	10,468	96,140	153,065	92,928	
2003	20,081,006	350,734	0	13,468	66,066	20,082	0	400,402	664,375	83,935	166,963	0	0	1,003,795	995,919	11,368	102,394	163,271	102,486	
2004	21,242,411	372,169	0	12,550	69,640	21,243	29,775	422,058	693,269	87,822	180,283	3,662	0	1,054,495	1,046,895	11,961	107,486	190,240	103,902	
2005	22,006,174	379,069	0	10,910	72,105	22,007	48,016	436,999	722,476	90,036	181,533	3,954	0	1,090,774	1,091,243	12,038	109,551	202,046	110,626	
2006	22,299,693	379,355	0	11,045	73,111	22,300	48,162	443,099	730,896	92,892	189,374	0	0	1,095,700	1,094,894	12,549	122,576	216,925	101,265	
2007	21,486,984	369,673	0	9,748	70,454	21,488	46,972	426,994	695,059	89,347	184,323	0	0	1,057,554	1,056,830	12,206	117,257	212,923	112,378	
2008	17,818,806	308,656	0	8,716	58,539	17,819	38,865	354,782	573,973	74,092	150,680	0	0	879,408	879,437	10,231	96,348	174,289	93,932	
2009	15,981,793	151,486	51,516	12,906	52,502	15,982	33,677	318,198	521,031	66,481	160,530	3,189	0	817,492	818,071	8,994	88,339	174,222	77,384	
TOTAL	194,931,365	3,259,902	51,516	112,715	639,767	194,941	245,467	3,877,367	6,374,439	809,961	1,493,862	10,805	0	9,781,005	9,748,104	109,766	1,019,039	1,740,838	970,304	

California Authority of Racing Fairs

Antelope Valley Fair Distribution of 2% Location Fees from Advance Deposit Wagering (ADW)

2% Location Fees (ADW)	2000	2001	2002	2003	2004	2005	2006	2007	2008	2009	TOTAL
	0	0	39,357	60,020	83,067	106,197	120,115	134,834	131,733	125,374	800,698

California Authority of Racing Fairs

Cumulative Funding Disbursements to Antelope Valley Fair (Lancaster) SWF 2000-2009

	2000	2001	2002	2003	2004	2005	2006	2007	2008	2009	TOTALS
Infotext Funds	14,939	-	-	-	-	-	-	-	-	-	14,939
Equip. Replacement Fund	-	4,358	19,311	1,589	20,855	21,146	20,911	18,443	1,814	5,997	114,423
SWF upgrades	-	-	-	-	11,842	-	18,757	-	-	-	30,599
Total Funding	14,939	4,358	19,311	1,589	32,697	21,146	39,668	18,443	1,814	5,997	159,961

CALIFORNIA AUTHORITY OF RACING FAIRS

COMMISSIONS & PROJECT FUNDING

MONTEREY COUNTY FAIR - MONTEREY

(1) 2% PARI-MUTUEL COMMISSIONS (LOCATION FEES) PAID TO Monterey County Fair

(2) PROJECT FUNDING PAID THROUGH CARF TO Monterey County Fair

2000-2009

2000		2001		2002	
(1) 2% Commissions	310,941	(1) 2% Commissions	331,141	(1) 2% Commissions	304,024
(2) Project Funding	10,815	(2) Project Funding	246,169	(2) Project Funding	98,314
TOTAL	321,755	TOTAL	577,311	TOTAL	402,338

2003		2004		2005	
(1) 2% Commissions	302,446	(1) 2% Commissions	317,050	(1) 2% Commissions	341,518
(2) Project Funding	20,121	(2) Project Funding	35,296	(2) Project Funding	37,462
TOTAL	322,568	TOTAL	352,345	TOTAL	378,980

2006		2007		2008	
(1) 2% Commissions	328,185	(1) 2% Commissions	338,543	(1) 2% Commissions	304,965
(2) Project Funding	6,868	(2) Project Funding	1,989	(2) Project Funding	329
TOTAL	335,053	TOTAL	340,532	TOTAL	305,294

2009		2000-2009		\$3,107,000 Pari-Mutuel Comissions Paid to Monterey County Fair
(1) 2% Commissions	227,659	(1) 2% Commissions	3,106,473	
(2) Project Funding	3,418	(2) Project Funding	460,781	
TOTAL	231,078	TOTAL	3,567,254	\$461,000 Project Funding Paid through CARF to Monterey County Fair



California Authority of Racing Fairs

Monterey Detailed Distribution Report for Ten Year Comparison

	Handle	License Fee	CHRB Support Fee	F&E Fund	City Tax	Equine UC Davis	Workers Comp.	2% Comm. Loc. Fees	N/SCOTW inc. Expense	CMC Promotion	Vanning Stable	PFAB 509	Harness Loc. Fees	Track Comm.	Purses	Owners	Breeders Sires	To Out of State Tracks	Attendance
2000	15,635,566	161,201	0	9,535	51,305	15,637	0	310,941	596,816	65,563	85,222	0	0	840,975	837,332	8,677	77,681	134,385	60,749
2001	16,652,280	167,169	0	10,113	54,638	16,653	0	331,141	661,758	70,273	87,604	0	0	877,213	876,318	8,934	81,974	152,644	59,907
2002	14,350,846	144,072	0	7,985	47,029	14,352	0	285,027	562,162	60,501	78,028	0	0	764,298	763,825	7,663	70,608	131,382	57,245
2003	13,538,507	135,834	0	7,723	44,421	13,540	0	269,215	528,964	56,887	96,812	0	0	707,590	706,167	7,396	66,919	133,545	51,619
2004	13,963,588	140,285	0	6,821	45,669	13,965	16,873	276,780	538,470	58,038	97,435	7,027	0	730,563	730,036	7,352	67,955	160,204	50,509
2005	14,425,190	143,585	0	7,092	47,194	14,426	28,180	286,023	555,266	59,333	98,563	5,437	0	754,783	761,612	7,418	69,299	168,282	54,545
2006	13,367,553	137,092	0	5,082	43,741	13,368	25,694	265,097	487,908	55,674	106,212	0	0	684,134	688,723	7,480	70,099	163,967	54,887
2007	13,643,140	141,655	0	5,917	44,665	13,644	24,376	270,698	515,870	56,522	128,264	0	0	653,442	655,701	7,876	72,768	184,672	42,624
2008	11,896,295	122,697	0	5,232	38,997	11,897	21,792	236,342	474,757	49,183	113,961	0	0	571,369	573,388	7,018	61,096	163,424	38,173
2009	8,009,204	51,734	13,267	4,718	26,183	8,010	14,410	158,685	319,968	33,292	74,567	2,453	0	406,262	409,105	4,410	41,559	114,758	34,881
TOTAL	135,482,169	1,345,325	13,267	70,219	443,842	135,492	131,325	2,689,949	5,241,939	565,266	966,668	14,918	0	6,990,629	7,002,206	74,225	679,957	1,507,263	505,139

California Authority of Racing Fairs

Monterey County Fair Distribution of 2% Location Fees from Advance Deposit Wagering (ADW)

2000	2001	2002	2003	2004	2005	2006	2007	2008	2009	TOTAL
0	0	18,998	33,231	40,270	55,494	63,088	67,845	68,623	68,975	416,523

2% Location Fees (ADW)

California Authority of Racing Fairs

Cumulative Funding Disbursements to Monterey County Fair (Monterey) SWF 2000-2009

	2000	2001	2002	2003	2004	2005	2006	2007	2008	2009	TOTALS
Infotext Funds	9,482	-	-	-	-	-	-	-	-	-	9,482
Equip. Replacement Fund	842	65,941	44,804	20,121	9,886	20,719	-	1,989	329	3,418	168,050
SWF upgrades	490	180,228	53,511	-	25,410	16,743	6,868	-	-	-	283,249
Total Funding	10,815	246,169	98,314	20,121	35,296	37,462	6,868	1,989	329	3,418	460,781

CALIFORNIA AUTHORITY OF RACING FAIRS

COMMISSIONS & PROJECT FUNDING

ALAMEDA COUNTY FAIR - PLEASANTON

(1) 2% PARI-MUTUEL COMMISSIONS (LOCATION FEES) PAID TO Alameda County Fair

(2) PROJECT FUNDING PAID THROUGH CARF TO Alameda County Fair

2000-2009

2000		2001		2002	
(1) 2% Commissions	1,244,255	(1) 2% Commissions	1,328,845	(1) 2% Commissions	1,473,183
(2) Project Funding	83,237	(2) Project Funding	94,386	(2) Project Funding	118,803
TOTAL	1,327,492	TOTAL	1,423,230	TOTAL	1,591,986
2003		2004		2005	
(1) 2% Commissions	1,436,788	(1) 2% Commissions	1,413,204	(1) 2% Commissions	1,420,369
(2) Project Funding	37,937	(2) Project Funding	35,754	(2) Project Funding	75,774
TOTAL	1,474,725	TOTAL	1,448,958	TOTAL	1,496,143
2006		2007		2008	
(1) 2% Commissions	1,307,993	(1) 2% Commissions	1,348,365	(1) 2% Commissions	1,197,962
(2) Project Funding	7,851	(2) Project Funding	15,799	(2) Project Funding	15,359
TOTAL	1,315,845	TOTAL	1,364,164	TOTAL	1,213,321
2009		2000-2009		<div> \$13,261,000 Pari-Mutuel Comissions Paid to Alameda County Fair </div> <div> \$508,000 Project Funding Paid through CARF to Alameda County Fair </div>	
(1) 2% Commissions	1,089,076	(1) 2% Commissions	13,260,040		
(2) Project Funding	22,860	(2) Project Funding	507,761		
TOTAL	1,111,937	TOTAL	13,767,801		



California Authority of Racing Fairs

Pleasanton Detailed Distribution Report for Ten Year Comparison

	Handle	License Fee	CHRB Support Fee	F&E Fund	City Tax	Equine UC Davis	Workers Comp.	2% Comm.	N/SCOTW inc.	CMC Promotion	Vanning Stable	PFAB 509	Harness Loc. Fees	Track Comm.	Purses	Owners	Breeders Sires	To Out of State Tracks	Attendance
2000	62,513,506	670,568	0	53,121	205,302	62,515	0	1,244,255	2,259,313	257,335	376,117	0	0	3,268,773	3,274,390	38,353	316,835	432,028	215,851
2001	66,786,964	705,027	0	54,206	219,259	66,788	0	1,328,845	2,479,621	276,072	392,994	0	0	3,469,796	3,476,271	40,097	336,433	507,578	219,948
2002	69,537,858	737,060	0	48,962	228,119	69,539	0	1,382,537	2,548,111	287,054	425,814	0	0	3,619,332	3,627,128	41,832	350,321	577,160	215,006
2003	63,960,107	675,431	0	45,979	210,251	63,961	0	1,274,248	2,327,217	264,370	503,231	0	0	3,284,301	3,287,493	38,524	323,442	552,195	206,350
2004	61,476,080	650,544	0	40,652	201,475	61,477	79,364	1,221,059	2,230,319	251,321	484,892	20,534	0	3,163,027	3,166,550	36,644	307,564	601,839	185,873
2005	59,111,566	630,801	0	36,499	193,595	59,113	129,050	1,173,303	2,087,150	239,393	462,694	10,570	0	3,058,429	3,076,599	34,934	294,025	610,991	177,997
2006	52,694,119	551,888	0	28,758	172,583	52,695	113,251	1,045,961	1,862,317	217,298	445,535	0	0	2,685,756	2,702,247	31,198	280,736	541,048	165,118
2007	54,387,664	569,026	0	28,556	178,066	54,388	109,389	1,079,191	1,944,533	224,729	518,302	0	0	2,710,225	2,726,370	31,812	290,862	604,231	167,530
2008	46,300,808	499,397	0	21,193	151,990	46,301	94,031	921,151	1,662,710	190,992	452,281	0	0	2,296,878	2,311,565	27,742	243,320	511,596	147,912
2009	41,035,610	256,194	76,998	34,100	134,607	41,036	76,197	815,802	1,611,549	168,772	414,623	8,172	0	1,992,469	2,001,593	24,411	216,264	511,268	134,989
TOTAL	577,804,282	5,945,937	76,998	392,027	1,895,249	577,813	601,281	11,486,352	21,012,840	2,377,335	4,476,484	39,276	0	29,548,985	29,650,205	345,547	2,959,803	5,449,935	1,836,574

California Authority of Racing Fairs

Alameda County Fair Distribution of 2% Location Fees from Advance Deposit Wagering (ADW)

2% Location Fees (ADW)	2000	2001	2002	2003	2004	2005	2006	2007	2008	2009	TOTAL
	0	0	90,646	162,540	192,145	247,066	262,032	269,174	276,810	273,274	1,773,688

California Authority of Racing Fairs

Cumulative Funding Disbursements to Alameda County Fair (Pleasanton) SWF 2000-2009

	2000	2001	2002	2003	2004	2005	2006	2007	2008	2009	TOTALS
Infotext Funds	10,487	-	-	-	-	-	-	-	-	-	10,487
Equip. Replacement Fund	-	94,386	118,803	37,937	2,606	32,783	7,851	15,799	15,359	22,860	348,384
SWF upgrades	72,750	-	-	-	33,148	42,991	-	-	-	-	148,889
Total Funding	83,237	94,386	118,803	37,937	35,754	75,774	7,851	15,799	15,359	22,860	507,761

CALIFORNIA AUTHORITY OF RACING FAIRS COMMISSIONS & PROJECT FUNDING

CALIFORNIA STATE FAIR - SACRAMENTO

(1) 2% PARI-MUTUEL COMMISSIONS (LOCATION FEES) PAID TO California State Fair

(2) PROJECT FUNDING PAID THROUGH CARF TO California State Fair

2000-2009

2000		2001		2002	
(1) 2% Commissions	1,065,114	(1) 2% Commissions	1,030,575	(1) 2% Commissions	1,065,169
(2) Project Funding	119,553	(2) Project Funding	36,388	(2) Project Funding	73,309
TOTAL	1,184,668	TOTAL	1,066,963	TOTAL	1,138,478
2003		2004		2005	
(1) 2% Commissions	1,046,620	(1) 2% Commissions	1,022,814	(1) 2% Commissions	1,025,441
(2) Project Funding	137,230	(2) Project Funding	30,068	(2) Project Funding	25,394
TOTAL	1,183,850	TOTAL	1,052,881	TOTAL	1,050,835
2006		2007		2008	
(1) 2% Commissions	998,174	(1) 2% Commissions	1,011,242	(1) 2% Commissions	857,202
(2) Project Funding	79,794	(2) Project Funding	0	(2) Project Funding	0
TOTAL	1,077,967	TOTAL	1,011,242	TOTAL	857,202
2009		2000-2009		<div> \$9,880,000 Pari-Mutuel Comissions Paid to California State Fair </div> <div> \$502,000 Project Funding Paid through CARF to California State Fair </div>	
(1) 2% Commissions	757,561	(1) 2% Commissions	9,879,911		
(2) Project Funding	0	(2) Project Funding	501,736		
TOTAL	757,561	TOTAL	10,381,647	<div>NOTE: California State Fair withdrew from the CARF Equipment Replacement Program in 2007.</div>	



California Authority of Racing Fairs

Sacramento Detailed Distribution Report for Ten Year Comparison

	Handle	License Fee	CHRB Support Fee	F&E Fund	City Tax	Equine UC Davis	Workers Comp.	2% Comm.		N/SCOTW inc.	CMC Promotion	Vanning Stable	PFAB 509	Harness Loc. Fees	Track Comm.	Purses	Owners	Breeders Sires	To Out of State Tracks	Attendance
								Loc. Fees	Comp.											
2000	53,519,791	567,788	0	40,586	175,744	53,521	0	1,065,114	0	1,978,975	221,453	313,791	0	0	2,772,845	2,737,911	31,936	269,655	426,828	175,193
2001	51,845,960	551,326	0	38,379	170,045	51,847	0	1,030,575	0	1,908,887	213,358	310,007	0	0	2,576,006	2,612,812	31,507	262,007	454,767	171,405
2002	50,281,016	536,447	0	35,008	164,860	50,282	0	999,151	0	1,847,305	206,752	312,087	0	0	2,483,006	2,522,796	30,574	253,963	453,002	167,372
2003	46,716,821	495,575	0	33,011	153,398	46,717	0	929,681	0	1,721,136	192,723	368,796	0	0	2,271,389	2,307,242	28,136	236,076	433,813	158,194
2004	44,506,056	469,915	0	30,253	145,674	44,507	56,452	882,873	56,452	1,647,888	181,666	352,295	10,383	0	2,155,908	2,188,261	26,568	222,426	455,397	137,951
2005	42,783,818	457,199	0	28,584	139,873	42,785	88,703	847,715	88,703	1,528,931	171,912	337,764	5,027	0	2,108,412	2,132,861	25,453	212,093	466,946	131,233
2006	40,870,198	434,917	0	26,071	133,693	40,871	85,052	810,260	85,052	1,466,760	167,654	351,976	0	0	1,989,350	2,013,320	24,742	206,820	442,555	135,891
2007	40,406,793	428,268	0	24,472	132,128	40,408	83,854	800,775	83,854	1,482,202	166,214	390,775	0	0	1,938,432	1,961,074	24,083	203,510	464,359	128,267
2008	32,906,715	353,274	0	16,424	107,750	32,907	69,304	653,032	69,304	1,202,695	135,680	317,415	0	204,547	1,496,193	1,514,794	19,573	165,981	380,831	112,360
2009	28,432,047	182,724	51,492	23,164	93,027	28,432	55,710	563,796	55,710	1,122,737	117,361	282,381	684	180,144	1,285,753	1,300,814	16,688	143,815	367,705	99,140
TOTAL	432,269,215	4,477,434	51,492	295,951	1,416,192	432,276	439,076	8,582,974	439,076	15,907,517	1,774,771	3,337,287	16,095	384,691	21,027,295	21,291,883	259,261	2,176,345	4,346,204	1,417,006

California Authority of Racing Fairs

California State Fair Distribution of 2% Location Fees from Advance Deposit Wagering (ADW)

2% Location Fees (ADW)	TOTAL									
	2000	2001	2002	2003	2004	2005	2006	2007	2008	2009
	0	0	66,018	116,939	139,940	177,726	187,914	210,467	204,170	193,764

California Authority of Racing Fairs

Cumulative Funding Disbursements to California State Fair (Sacramento) SWF 2000-2009

	TOTALS									
	2000	2001	2002	2003	2004	2005	2006	2007	2008	2009
Infotext Funds	29,149	-	-	-	-	-	-	-	-	29,149
Equip. Replacement Fund	36,794	33,000	57,559	137,230	30,068	25,394	3,903	-	-	323,946
SWF upgrades	53,611	3,389	15,750	-	-	-	75,891	-	-	148,641
Total Funding	119,553	36,388	73,309	137,230	30,068	25,394	79,794	-	-	501,736

CALIFORNIA AUTHORITY OF RACING FAIRS

COMMISSIONS & PROJECT FUNDING

NATIONAL ORANGE SHOW - SAN BERNARDINO

(1) 2% PARI-MUTUEL COMMISSIONS (LOCATION FEES) PAID TO National Orange Show

(2) PROJECT FUNDING PAID THROUGH CARF TO National Orange Show

2000-2009

2000		2001		2002	
(1) 2% Commissions	1,028,911	(1) 2% Commissions	996,019	(1) 2% Commissions	1,067,369
(2) Project Funding	7,575	(2) Project Funding	35,184	(2) Project Funding	93,574
TOTAL	1,036,486	TOTAL	1,031,203	TOTAL	1,160,943
2003		2004		2005	
(1) 2% Commissions	1,092,139	(1) 2% Commissions	1,150,767	(1) 2% Commissions	1,241,165
(2) Project Funding	25,773	(2) Project Funding	44,146	(2) Project Funding	110,729
TOTAL	1,117,912	TOTAL	1,194,913	TOTAL	1,351,894
2006		2007		2008	
(1) 2% Commissions	1,205,802	(1) 2% Commissions	1,135,937	(1) 2% Commissions	1,013,619
(2) Project Funding	5,152	(2) Project Funding	13,155	(2) Project Funding	31,674
TOTAL	1,210,954	TOTAL	1,149,091	TOTAL	1,045,292
2009		2000-2009		<div> \$10,811,000 Pari-Mutuel Comissions Paid to National Orange Show </div> <div> \$398,000 Project Funding Paid through CARF to National Orange Show </div>	
(1) 2% Commissions	878,276	(1) 2% Commissions	10,810,002		
(2) Project Funding	30,895	(2) Project Funding	397,857		
TOTAL	909,171	TOTAL	11,207,859		



California Authority of Racing Fairs

San Bernardino Detailed Distribution Report for Ten Year Comparison

Handle	License Fee	CHRB Support Fee	F&E Fund	City Tax	Equine UC Davis	Workers Comp.	2% Comm.		N/SCOTW inc.	CMC Promotion	Vanning Stable	PFAB 509	Harness Loc. Fees	Track Comm.	Purses	Owners	Breeders Sires	To Out of State Tracks	
							Loc.	Fees											
2000	51,708,818	943,243	0	38,445	169,771	51,710	0	1,028,911	1,629,519	213,438	245,334	0	0	2,685,742	2,656,323	30,726	266,040	334,504	244,725
2001	50,093,175	905,883	0	33,277	164,344	50,095	0	996,019	1,590,214	207,226	251,886	0	0	2,567,102	2,544,677	29,297	257,002	341,643	240,763
2002	49,090,286	882,031	0	29,355	160,902	49,091	0	975,162	1,565,933	203,084	312,851	0	0	2,481,292	2,459,642	28,537	251,363	358,522	244,659
2003	46,999,305	837,844	0	28,661	154,554	47,001	0	936,692	1,515,586	195,479	397,862	0	0	2,327,045	2,305,832	27,166	240,915	341,298	217,157
2004	48,160,517	855,729	0	28,316	157,766	48,162	67,681	956,155	1,543,673	197,965	417,169	11,402	0	2,368,756	2,347,696	27,655	244,472	420,413	213,626
2005	50,377,053	878,207	0	26,449	165,067	50,378	112,956	1,000,404	1,626,869	205,987	428,933	4,140	0	2,471,835	2,467,929	28,446	253,296	466,029	215,261
2006	46,838,413	803,656	0	23,933	153,483	46,839	106,837	930,204	1,515,426	194,320	404,757	0	0	2,295,048	2,290,589	26,835	255,515	437,768	203,132
2007	42,981,349	741,714	0	20,862	140,921	42,982	98,265	854,063	1,381,868	178,317	372,720	0	0	2,120,911	2,117,245	24,695	233,219	415,811	188,040
2008	37,589,079	656,814	0	20,018	123,536	37,590	87,174	748,700	1,189,555	155,630	325,669	0	0	1,862,364	1,859,432	22,109	201,499	355,951	164,007
2009	30,869,233	299,811	100,548	26,157	101,424	30,870	70,294	614,689	984,582	127,745	319,744	4,542	0	1,568,124	1,566,611	17,919	168,752	316,423	156,022
TOTAL	454,707,228	7,804,934	100,548	275,472	1,491,766	454,717	543,208	9,040,997	14,543,225	1,879,192	3,476,926	20,084	0	22,748,219	22,615,977	263,385	2,372,074	3,788,362	2,087,392

California Authority of Racing Fairs

National Orange Show Distribution of 2% Location Fees from Advance Deposit Wagering (ADW)

2% Location Fees (ADW)		2000	2001	2002	2003	2004	2005	2006	2007	2008	2009	TOTAL
		0	0	92,207	155,447	194,613	240,761	275,599	281,874	264,918	263,587	1,769,005

California Authority of Racing Fairs

Cumulative Funding Disbursements to National Orange Show (San Bernardino) SWF 2000-2009

		2000	2001	2002	2003	2004	2005	2006	2007	2008	2009	TOTALS
Infotext Funds		-	-	-	-	-	-	-	-	-	-	-
Equip. Replacement Fund		7,575	35,184	93,574	25,773	13,205	110,729	5,152	13,155	31,674	30,895	366,916
SWF upgrades		-	-	-	-	30,941	-	-	-	-	-	30,941
Total Funding		7,575	35,184	93,574	25,773	44,146	110,729	5,152	13,155	31,674	30,895	397,857

CALIFORNIA AUTHORITY OF RACING FAIRS COMMISSIONS & PROJECT FUNDING

SAN MATEO COUNTY FAIR - SAN MATEO

(1) 2% PARI-MUTUEL COMMISSIONS (LOCATION FEES) PAID TO San Mateo County Fair

(2) PROJECT FUNDING PAID THROUGH CARF TO San Mateo County Fair

2000-2009

2000		2001		2002	
(1) 2% Commissions	0	(1) 2% Commissions	0	(1) 2% Commissions	0
(2) Project Funding	0	(2) Project Funding	0	(2) Project Funding	0
TOTAL	0	TOTAL	0	TOTAL	0

2003		2004		2005	
(1) 2% Commissions	0	(1) 2% Commissions	0	(1) 2% Commissions	0
(2) Project Funding	0	(2) Project Funding	0	(2) Project Funding	0
TOTAL	0	TOTAL	0	TOTAL	0

2006		2007		2008	
(1) 2% Commissions	0	(1) 2% Commissions	0	(1) 2% Commissions	638,341
(2) Project Funding	0	(2) Project Funding	50,000	(2) Project Funding	1,684,647
TOTAL	0	TOTAL	50,000	TOTAL	2,322,988

2009		2000-2009	
(1) 2% Commissions	1,848,129	(1) 2% Commissions	2,486,470
(2) Project Funding	0	(2) Project Funding	1,734,647
TOTAL	1,848,129	TOTAL	4,221,117



\$2,487,000 Pari-Mutuel
Commissions Paid to
San Mateo County Fair

\$1,735,000 Project Funding
Paid through CARF to
San Mateo County Fair

NOTE: Does not include \$1.9
million negotiated through CARF for
construction of new satellite wagering
facility (2008).

California Authority of Racing Fairs

San Mateo Detailed Distribution Report for Ten Year Comparison

Handle	License Fee	CHRB Support Fee	F&E Fund	City Tax	Equine UC Davis	Workers Comp.	2% Comm. Loc. Fees	N/SCOTW inc. Expense	CMC Promotion	Vanning Stable	PFAB 509	Harness Loc. Fees	Track Comm.	Purses	Owners	Breeders Sires	To Out of State Tracks	Attendance
2000	0	0	0	0	0	0	0	0	0	0	0	0	0	0	0	0	0	0
2001	0	0	0	0	0	0	0	0	0	0	0	0	0	0	0	0	0	0
2002	0	0	0	0	0	0	0	0	0	0	0	0	0	0	0	0	0	0
2003	0	0	0	0	0	0	0	0	0	0	0	0	0	0	0	0	0	0
2004	0	0	0	0	0	0	0	0	0	0	0	0	0	0	0	0	0	0
2005	0	0	0	0	0	0	0	0	0	0	0	0	0	0	0	0	0	0
2006	0	0	0	0	0	0	0	0	0	0	0	0	0	0	0	0	0	0
2007	0	0	0	0	0	0	0	0	0	0	0	0	0	0	0	0	0	0
2008	31,773,809	327,056	0	17,960	104,182	31,774	64,887	631,424	1,163,086	131,058	308,903	0	1,583,958	1,593,054	19,066	166,622	349,321	95,251
2009	83,652,961	510,474	162,241	74,190	275,012	83,654	159,690	1,666,740	3,352,678	344,523	847,848	20,999	4,115,403	4,133,318	50,126	444,695	1,030,256	225,658
TOTAL	115,426,770	837,529	162,241	92,150	379,194	115,428	224,577	2,298,163	4,515,763	475,581	1,156,750	20,999	5,699,361	5,726,373	69,192	611,317	1,379,577	320,909

California Authority of Racing Fairs

San Mateo County Fair Distribution of 2% Location Fees from Advance Deposit Wagering (ADW)

2% Location Fees (ADW)									
2000	2001	2002	2003	2004	2005	2006	2007	2008	2009
0	0	0	0	0	0	0	0	6,917	181,389
TOTAL									188,306

California Authority of Racing Fairs

Cumulative Funding Disbursements to San Mateo County Fair (San Mateo) SWF 2000-2009

TOTALS									
2000	2001	2002	2003	2004	2005	2006	2007	2008	2009
Infotext Funds	-	-	-	-	-	-	-	-	-
Equip. Replacement Fund	-	-	-	-	-	-	-	2,889	-
SWF upgrades	-	-	-	-	-	-	50,000	1,681,758	-
Total Funding	-	-	-	-	-	-	50,000	1,684,647	-

CALIFORNIA AUTHORITY OF RACING FAIRS COMMISSIONS & PROJECT FUNDING

EARL WARREN SHOWGROUNDS - SANTA BARBARA

(1) 2% PARI-MUTUEL COMMISSIONS (LOCATION FEES) PAID TO Earl Warren Showgrounds

(2) PROJECT FUNDING PAID THROUGH CARF TO Earl Warren Showgrounds

2000-2009

2000		2001		2002	
(1) 2% Commissions	204,629	(1) 2% Commissions	228,770	(1) 2% Commissions	260,088
(2) Project Funding	5,203	(2) Project Funding	8,044	(2) Project Funding	3,318
TOTAL	209,832	TOTAL	236,815	TOTAL	263,406

2003		2004		2005	
(1) 2% Commissions	246,062	(1) 2% Commissions	236,379	(1) 2% Commissions	244,311
(2) Project Funding	9,065	(2) Project Funding	19,280	(2) Project Funding	72,937
TOTAL	255,127	TOTAL	255,659	TOTAL	317,248

2006		2007		2008	
(1) 2% Commissions	234,924	(1) 2% Commissions	250,387	(1) 2% Commissions	204,839
(2) Project Funding	389	(2) Project Funding	12,691	(2) Project Funding	6,107
TOTAL	235,312	TOTAL	263,078	TOTAL	210,946

2009		2000-2009	
(1) 2% Commissions	153,963	(1) 2% Commissions	2,264,351
(2) Project Funding	9,268	(2) Project Funding	146,302
TOTAL	163,231	TOTAL	2,410,654



\$2,265,000 Pari-Mutuel
Commissions Paid to
Earl Warren Showgrounds

\$147,000 Project Funding
Paid through CARF to
Earl Warren Showgrounds

NOTE: Earl Warren Showgrounds
closed its satellite operations in 2009
and withdrew from CARF.

California Authority of Racing Fairs

Santa Barbara Detailed Distribution Report for Ten Year Comparison

	Handle	License Fee	CHRB Support Fee	F&E Fund	City Tax	Equine UC Davis	Workers Comp.	2% Comm.	N/SCOTW inc. Expense	CMC Promotion	Vanning Stable	PFAB 509	Harness Loc. Fees	Track Comm.	Purses	Owners	Breeders Sires	To Out of State Tracks	Attendance
2000	10,306,292	200,020	0	7,236	33,764	10,307	0	204,629	294,235	41,597	53,568	0	0	534,651	527,824	6,707	54,067	78,746	40,960
2001	11,516,272	219,697	0	7,253	37,747	11,517	0	228,770	333,504	46,663	63,508	0	0	594,436	587,761	7,381	60,263	99,740	36,642
2002	12,067,536	231,478	0	6,764	39,541	12,068	0	239,642	346,797	48,756	85,418	0	0	594,428	587,238	7,816	63,274	114,977	36,207
2003	10,443,345	197,449	0	5,747	34,278	10,444	0	207,747	302,833	42,394	98,120	0	0	506,865	500,594	6,696	54,711	102,866	32,565
2004	9,743,000	182,681	0	5,763	31,882	9,744	13,208	193,225	287,106	39,310	92,066	1,101	0	482,461	476,952	6,106	50,387	103,901	30,624
2005	9,864,631	179,908	0	5,228	32,286	9,866	21,630	195,673	292,951	39,295	90,904	0	0	491,117	487,597	6,021	50,130	110,124	29,306
2006	9,130,812	167,889	0	4,589	29,845	9,131	20,677	180,880	262,987	36,935	87,769	0	0	452,745	448,896	5,811	49,115	102,643	28,744
2007	9,860,014	182,367	0	4,935	32,266	9,861	21,148	195,552	287,164	39,934	94,850	0	0	477,943	473,869	6,277	53,640	115,443	27,819
2008	7,250,588	135,577	0	3,548	23,743	7,251	15,862	143,895	209,218	29,343	68,454	0	0	354,688	351,675	4,646	38,896	82,580	24,934
2009	5,219,011	59,540	17,756	5,012	17,049	5,219	10,683	103,328	141,630	20,787	63,047	0	0	263,548	260,414	3,533	28,414	74,096	16,921
TOTAL	95,401,498	1,756,606	17,756	56,075	312,402	95,409	103,208	1,893,341	2,758,426	385,013	797,704	1,101	0	4,752,885	4,702,819	60,993	502,898	985,117	304,722

California Authority of Racing Fairs

Earl Warren Showgrounds Distribution of 2% Location Fees from Advance Deposit Wagering (ADW)

2% Location Fees (ADW)		2000	2001	2002	2003	2004	2005	2006	2007	2008	2009	TOTAL
		0	0	20,446	38,315	43,154	48,637	54,044	54,835	60,944	50,635	371,010

California Authority of Racing Fairs

Cumulative Funding Disbursements to Earl Warren Showgrounds (Santa Barbara) SWF 2000-2009

		2000	2001	2002	2003	2004	2005	2006	2007	2008	2009	TOTALS
Infotext Funds		-	-	-	-	-	-	-	-	-	-	-
Equip. Replacement Fund		5,203	8,044	3,318	9,065	17,300	66,087	389	12,691	6,107	6,768	134,972
SWF upgrades		-	-	-	-	1,980	6,850	-	-	-	2,500	11,330
Total Funding		5,203	8,044	3,318	9,065	19,280	72,937	389	12,691	6,107	9,268	146,302

CALIFORNIA AUTHORITY OF RACING FAIRS COMMISSIONS & PROJECT FUNDING

SANTA BARBARA COUNTY FAIR - SANTA MARIA

(1) 2% PARI-MUTUEL COMMISSIONS (LOCATION FEES) PAID TO Santa Barbara County Fair

(2) PROJECT FUNDING PAID THROUGH CARF TO Santa Barbara County Fair

2000-2009

2000		2001		2002	
(1) 2% Commissions	226,618	(1) 2% Commissions	190,994	(1) 2% Commissions	208,751
(2) Project Funding	50,679	(2) Project Funding	257,486	(2) Project Funding	814
TOTAL	277,298	TOTAL	448,480	TOTAL	209,564

2003		2004		2005	
(1) 2% Commissions	226,149	(1) 2% Commissions	223,662	(1) 2% Commissions	218,038
(2) Project Funding	4,050	(2) Project Funding	80,063	(2) Project Funding	11,617
TOTAL	230,199	TOTAL	303,725	TOTAL	229,655

2006		2007		2008	
(1) 2% Commissions	208,417	(1) 2% Commissions	200,250	(1) 2% Commissions	177,184
(2) Project Funding	779	(2) Project Funding	10,840	(2) Project Funding	0
TOTAL	209,196	TOTAL	211,090	TOTAL	177,184

2009		2000-2009		\$2,031,000 Pari-Mutuel Comissions Paid to Santa Barbara County Fair
(1) 2% Commissions	150,716	(1) 2% Commissions	2,030,779	
(2) Project Funding	9,978	(2) Project Funding	426,306	
TOTAL	160,694	TOTAL	2,457,084	\$427,000 Project Funding Paid through CARF to Santa Barbara County Fair



California Authority of Racing Fairs

Santa Maria Detailed Distribution Report for Ten Year Comparison

	Handle	License Fee	CHRB Support Fee	F&E Fund	City Tax	Equine UC Davis	Workers Comp.	2% Comm. Loc. Fees	N/SCOTW inc. Expense	CMC Promotion	Vanning Stable	PFAB 509	Harness Loc. Fees	Track Comm.	Purses	Owners	Breeders Sires	To Out of State Tracks	Attendance
2000	11,379,354	222,913	0	8,902	37,392	11,380	0	226,618	323,911	46,109	59,090	0	0	580,773	573,332	7,395	59,885	76,550	38,283
2001	9,606,259	183,511	0	6,599	31,514	9,607	0	190,994	280,224	39,061	52,405	0	0	487,409	482,051	6,091	50,204	75,134	35,611
2002	9,561,973	182,848	0	5,750	31,264	9,563	0	189,477	277,132	38,732	66,455	0	0	478,202	472,950	6,056	49,839	77,545	34,939
2003	9,852,282	188,406	0	6,129	32,329	9,853	0	195,934	286,373	40,039	91,698	0	0	483,187	477,384	6,277	51,545	81,094	33,267
2004	9,237,573	174,335	0	5,559	30,192	9,238	12,950	182,982	268,713	37,207	87,322	620	0	459,517	454,226	5,787	47,771	88,767	30,916
2005	8,671,318	159,549	0	4,882	28,342	8,672	18,749	171,770	256,278	34,631	79,990	0	0	428,739	425,807	5,300	44,179	88,880	28,437
2006	8,122,857	148,979	0	4,318	26,548	8,124	17,466	160,898	240,202	33,055	75,951	0	0	392,736	389,928	5,028	44,074	81,379	26,678
2007	7,645,182	141,152	0	4,152	24,983	7,646	15,769	151,410	225,977	31,066	71,872	0	0	365,779	363,154	4,760	41,206	79,869	27,006
2008	6,553,304	123,112	0	4,159	21,493	6,554	13,502	130,259	189,026	26,536	62,271	0	0	315,202	312,422	4,224	35,015	66,994	22,646
2009	5,294,805	58,734	19,750	5,080	17,328	5,295	11,052	105,020	138,753	21,017	65,360	105	0	266,354	262,800	3,662	28,969	61,973	15,125
TOTAL	85,924,906	1,583,538	19,750	55,530	281,386	85,933	89,486	1,705,361	2,486,589	347,454	712,415	725	0	4,237,900	4,214,054	54,580	452,688	778,184	292,908

California Authority of Racing Fairs

Santa Barbara County Fair Distribution of 2% Location Fees from Advance Deposit Wagering (ADW)

	2000	2001	2002	2003	2004	2005	2006	2007	2008	2009	TOTAL
2% Location Fees (ADW)	0	0	19,274	30,215	40,680	46,268	47,520	48,840	46,925	45,696	325,418

California Authority of Racing Fairs

Cumulative Funding Disbursements to Santa Barbara County Fair (Santa Maria) SWF 2000-2009

	2000	2001	2002	2003	2004	2005	2006	2007	2008	2009	TOTALS
Infotext Funds	-	-	-	-	-	-	-	-	-	-	-
Equip. Replacement Fund	45,299	7,084	814	4,050	48,267	11,617	779	10,840	-	9,978	138,727
SWF upgrades	5,380	250,402	-	-	31,796	-	-	-	-	-	287,578
Total Funding	50,679	257,486	814	4,050	80,063	11,617	779	10,840	-	9,978	426,306

CALIFORNIA AUTHORITY OF RACING FAIRS

COMMISSIONS & PROJECT FUNDING

SONOMA COUNTY FAIR - SANTA ROSA

(1) 2% PARI-MUTUEL COMMISSIONS (LOCATION FEES) PAID TO Sonoma County Fair

(2) PROJECT FUNDING PAID THROUGH CARF TO Sonoma County Fair

2000-2009

2000		2001		2002	
(1) 2% Commissions	450,316	(1) 2% Commissions	480,340	(1) 2% Commissions	492,139
(2) Project Funding	11,452	(2) Project Funding	47,718	(2) Project Funding	13,430
TOTAL	461,768	TOTAL	528,058	TOTAL	505,569

2003		2004		2005	
(1) 2% Commissions	484,910	(1) 2% Commissions	472,484	(1) 2% Commissions	498,009
(2) Project Funding	54,058	(2) Project Funding	34,628	(2) Project Funding	100,912
TOTAL	538,968	TOTAL	507,111	TOTAL	598,921

2006		2007		2008	
(1) 2% Commissions	499,266	(1) 2% Commissions	449,165	(1) 2% Commissions	374,562
(2) Project Funding	135,964	(2) Project Funding	30,308	(2) Project Funding	13,409
TOTAL	635,230	TOTAL	479,472	TOTAL	387,971

2009		2000-2009		\$4,525,000 Pari-Mutuel Comissions Paid to Sonoma County Fair
(1) 2% Commissions	323,362	(1) 2% Commissions	4,524,552	
(2) Project Funding	4,910	(2) Project Funding	446,789	
TOTAL	328,272	TOTAL	4,971,341	\$447,000 Project Funding Paid through CARF to Sonoma County Fair



California Authority of Racing Fairs

Santa Rosa Detailed Distribution Report for Ten Year Comparison

	Handle	License Fee	CHRB Support Fee	F&E Fund	City Tax	Equine UC Davis	Workers Comp.	N/SCOTW			CMC Promotion	Vanning Stable	PFAB 509	Harness Loc. Fees	Track Comm.	Purses	Owners	Breeders Sires	To Out of State Tracks	Attendance
								2% Comm.	inc.	Expense										
2000	22,646,727	240,297	0	18,480	74,302	22,648	0	450,316	832,444	93,838	131,211	0	1,180,181	1,182,853	13,383	113,847	176,218	110,459		
2001	24,187,576	252,880	0	18,481	79,256	24,188	0	480,340	912,476	100,530	136,900	0	1,231,850	1,237,101	13,915	120,781	202,849	111,562		
2002	23,248,132	242,442	0	15,940	76,118	23,249	0	461,319	879,175	96,643	135,533	0	1,183,736	1,189,353	13,287	115,778	206,091	103,592		
2003	21,662,550	227,250	0	14,577	71,061	21,663	0	430,672	808,008	90,127	162,949	0	1,087,333	1,090,706	12,452	108,380	190,814	95,808		
2004	20,559,067	213,984	0	13,923	67,180	20,560	26,253	407,153	762,919	84,310	156,165	7,870	0	1,034,416	1,038,380	11,793	101,733	211,654	92,851	
2005	20,972,005	222,104	0	11,683	68,534	20,973	42,343	415,360	746,004	84,925	159,040	4,677	0	1,056,653	1,065,335	11,954	103,317	232,395	88,937	
2006	20,506,357	213,486	0	11,572	67,013	20,507	41,097	406,139	734,061	84,694	169,511	0	0	1,013,456	1,021,337	11,910	109,600	227,814	85,410	
2007	17,422,598	183,421	0	8,826	56,821	17,423	36,414	344,369	601,663	71,705	165,469	0	0	875,980	881,048	10,156	92,994	202,215	76,744	
2008	14,388,964	155,592	0	6,822	47,030	14,389	29,357	285,032	513,103	59,077	140,207	0	0	706,880	711,114	8,620	75,962	165,902	71,845	
2009	12,059,592	78,512	21,973	9,880	39,323	12,060	23,055	238,318	460,449	49,274	121,157	2,676	0	583,112	585,991	7,144	64,154	156,346	62,627	
TOTAL	197,653,568	2,029,967	21,973	130,183	646,639	197,663	198,520	3,919,018	7,250,301	815,123	1,478,143	15,223	0	9,953,598	10,003,220	114,612	1,006,545	1,972,299	899,835	

California Authority of Racing Fairs

Sonoma County Fair Distribution of 2% Location Fees from Advance Deposit Wagering (ADW)

2% Location Fees (ADW)									
2000	2001	2002	2003	2004	2005	2006	2007	2008	2009
0	0	30,820	54,238	65,331	82,649	93,128	104,795	89,531	85,044
TOTAL									605,535

California Authority of Racing Fairs

Cumulative Funding Disbursements to Sonoma County Fair (Santa Rosa) SWF 2000-2009

TOTALS									
2000	2001	2002	2003	2004	2005	2006	2007	2008	2009
Infotext Funds	-	-	-	-	-	26,689	754	691	-
Equip. Replacement Fund	11,452	10,718	13,430	54,058	100,912	10,286	29,554	12,717	4,910
SWF upgrades	-	37,000	-	-	-	98,989	-	-	-
Total Funding	11,452	47,718	13,430	54,058	100,912	135,964	30,308	13,409	4,910

CALIFORNIA AUTHORITY OF RACING FAIRS COMMISSIONS & PROJECT FUNDING

RIVERSIDE COUNTY FAIR - SHALIMAR/INDIO

(1) 2% PARI-MUTUEL COMMISSIONS (LOCATION FEES) PAID TO Riverside County Fair

(2) PROJECT FUNDING PAID THROUGH CARF TO Riverside County Fair

2000-2009

2000		2001		2002	
(1) 2% Commissions	243,486	(1) 2% Commissions	225,367	(1) 2% Commissions	200,651
(2) Project Funding	54,668	(2) Project Funding	1,100	(2) Project Funding	6,814
TOTAL	298,155	TOTAL	226,467	TOTAL	207,464

2003		2004		2005	
(1) 2% Commissions	186,094	(1) 2% Commissions	213,447	(1) 2% Commissions	204,918
(2) Project Funding	9,273	(2) Project Funding	5,944	(2) Project Funding	58,634
TOTAL	195,366	TOTAL	219,391	TOTAL	263,551

2006		2007		2008	
(1) 2% Commissions	224,709	(1) 2% Commissions	254,383	(1) 2% Commissions	213,029
(2) Project Funding	2,367	(2) Project Funding	5,047	(2) Project Funding	4,038
TOTAL	227,075	TOTAL	259,430	TOTAL	217,067

2009		2000-2009		\$2,151,000 Pari-Mutuel Comissions Paid to Riverside County Fair
(1) 2% Commissions	184,608	(1) 2% Commissions	2,150,692	
(2) Project Funding	32,985	(2) Project Funding	180,869	
TOTAL	217,593	TOTAL	2,331,560	\$181,000 Project Funding Paid through CARF to Riverside County Fair



California Authority of Racing Fairs

Shalimar/Indio Detailed Distribution Report for Ten Year Comparison

Handle	License Fee	CHRB Support Fee	F&E Fund	City Tax	Equine UC Davis	Workers Comp.	2% Comm. Loc. Fees	N/SCOTW inc. Expense	CMC Promotion	Vanning Stable	PFAB 509	Harness Loc. Fees	Track Comm.	Purses	Owners	Breeders Sires	To Out of State Tracks	Attendance
2000	12,253,286	234,029	0	7,391	40,175	12,255	0	243,486	362,684	49,952	61,207	0	632,212	624,204	7,657	63,774	81,259	42,357
2001	11,358,580	214,142	0	6,531	37,185	11,360	0	225,367	339,187	46,396	59,986	0	582,300	576,062	6,973	58,862	83,642	40,324
2002	9,353,597	178,244	0	4,489	30,563	9,355	0	185,232	273,229	38,011	63,700	0	472,320	467,367	5,816	48,573	71,927	39,221
2003	7,876,618	149,049	0	3,862	25,805	7,878	0	156,392	233,132	32,111	71,558	0	385,980	381,535	4,903	40,953	61,198	39,767
2004	9,154,110	174,308	0	4,329	29,849	9,155	12,174	180,904	265,460	36,798	86,597	1,000	445,120	440,034	5,738	47,288	85,376	43,287
2005	8,078,958	152,038	0	3,615	26,295	8,080	18,897	159,366	233,566	32,218	75,949	478	397,198	394,168	5,033	41,423	81,676	40,833
2006	9,155,394	173,699	0	4,396	29,807	9,156	22,279	180,647	260,830	36,795	88,651	0	448,526	444,468	5,868	48,716	92,064	41,598
2007	10,098,170	192,118	0	4,357	32,924	10,099	25,548	199,537	283,785	40,581	98,573	0	507,815	503,338	6,524	53,696	103,635	38,235
2008	7,625,050	147,238	0	3,494	24,984	7,626	19,294	151,416	212,561	30,696	74,256	0	382,193	378,546	5,015	40,642	72,151	31,340
2009	6,624,910	80,818	19,783	5,013	21,671	6,625	15,411	131,340	183,665	26,588	78,043	44	340,473	337,066	4,373	35,965	76,304	28,577
TOTAL	91,578,672	1,695,683	19,783	47,476	299,258	91,589	113,603	1,813,687	2,648,099	370,145	758,520	1,522	4,594,139	4,546,788	57,898	479,891	809,254	385,539

California Authority of Racing Fairs

Riverside County Fair Distribution of 2% Location Fees from Advance Deposit Wagering (ADW)

2% Location Fees (ADW)		2000	2001	2002	2003	2004	2005	2006	2007	2008	2009	TOTAL
		0	0	15,419	29,702	32,544	45,552	44,062	54,845	61,613	53,267	337,005

California Authority of Racing Fairs

Cumulative Funding Disbursements to Riverside County Fair (Shalimar/Indio) SWF 2000-2009

		2000	2001	2002	2003	2004	2005	2006	2007	2008	2009	TOTALS
Infotext Funds		12,986	-	-	-	-	-	-	-	-	-	12,986
Equip. Replacement Fund		41,682	1,100	6,814	9,273	3,376	58,634	2,367	5,047	4,038	27,985	160,315
SWF upgrades		-	-	-	-	2,568	-	-	-	-	5,000	7,568
Total Funding		54,668	1,100	6,814	9,273	5,944	58,634	2,367	5,047	4,038	32,985	180,869

CALIFORNIA AUTHORITY OF RACING FAIRS COMMISSIONS & PROJECT FUNDING

SAN JOAQUIN COUNTY FAIR - STOCKTON

(1) 2% PARI-MUTUEL COMMISSIONS (LOCATION FEES) PAID TO San Joaquin County Fair

(2) PROJECT FUNDING PAID THROUGH CARF TO San Joaquin County Fair

2000-2009

2000		2001		2002	
(1) 2% Commissions	626,984	(1) 2% Commissions	661,638	(1) 2% Commissions	711,714
(2) Project Funding	96,824	(2) Project Funding	1,990	(2) Project Funding	47,912
TOTAL	723,808	TOTAL	663,628	TOTAL	759,626

2003		2004		2005	
(1) 2% Commissions	725,726	(1) 2% Commissions	707,292	(1) 2% Commissions	734,409
(2) Project Funding	90,813	(2) Project Funding	5,618	(2) Project Funding	70,446
TOTAL	816,540	TOTAL	712,910	TOTAL	804,855

2006		2007		2008	
(1) 2% Commissions	716,048	(1) 2% Commissions	684,041	(1) 2% Commissions	622,499
(2) Project Funding	10,082	(2) Project Funding	9,830	(2) Project Funding	4,355
TOTAL	726,130	TOTAL	693,871	TOTAL	626,854

2009		2000-2009		\$6,734,000 Pari-Mutuel Comissions Paid to San Joaquin County Fair
(1) 2% Commissions	543,181	(1) 2% Commissions	6,733,531	
(2) Project Funding	0	(2) Project Funding	337,872	
TOTAL	543,181	TOTAL	7,071,403	\$338,000 Project Funding Paid through CARF to San Joaquin County Fair



California Authority of Racing Fairs

Stockton Detailed Distribution Report for Ten Year Comparison

	Handle	License Fee	CHRB Support Fee	F&E Fund	City Tax	Equine UC Davis	Workers Comp.	N/SCOTW		CMC Promotion	Vanning Stable	PFAB 509	Harness Loc. Fees	Track Comm.	Purses	Owners	Breeders Sires	To Out of State Tracks	Attendance
								2% Comm.	inc. Expense										
2000	31,468,061	324,788	0	27,699	103,453	31,469	0	626,984	1,209,275	131,334	177,905	0	0	1,647,193	1,646,654	18,221	157,128	247,633	142,623
2001	33,225,183	336,409	0	26,057	109,170	33,226	0	661,638	1,305,523	139,521	181,235	0	0	1,718,290	1,721,188	18,507	164,715	281,508	139,479
2002	33,468,407	340,328	0	24,185	109,871	33,470	0	665,885	1,302,361	140,100	191,115	0	0	1,715,138	1,718,493	18,799	166,069	302,216	143,939
2003	32,503,776	330,823	0	24,596	106,870	32,505	0	647,697	1,266,226	136,044	240,589	0	0	1,634,896	1,637,090	18,408	161,708	294,288	140,836
2004	30,679,101	312,072	0	21,091	100,674	30,680	38,078	610,148	1,176,650	126,996	225,561	12,614	0	1,549,180	1,552,925	17,058	150,993	307,785	132,381
2005	30,801,909	312,149	0	18,132	101,020	30,803	61,754	612,243	1,164,316	126,716	218,704	5,995	0	1,578,860	1,594,513	16,489	149,801	325,879	128,905
2006	29,167,763	289,090	0	16,916	95,665	29,169	59,404	579,787	1,105,815	122,422	227,502	0	0	1,490,180	1,503,386	15,953	156,801	309,598	121,768
2007	26,979,894	273,372	0	14,574	88,440	26,981	55,732	536,000	998,493	112,944	242,156	0	0	1,370,770	1,381,232	14,919	145,329	296,706	114,361
2008	24,370,467	254,810	0	13,215	80,020	24,371	49,334	484,972	910,872	101,430	228,026	0	0	1,209,912	1,219,010	14,072	129,071	274,706	101,817
2009	20,109,643	117,017	38,325	18,138	65,999	20,110	39,850	399,994	819,254	83,697	191,505	4,639	0	995,786	1,002,367	11,339	106,758	243,703	90,003
TOTAL	292,774,203	2,890,857	38,325	204,603	961,183	292,784	304,153	5,825,349	11,258,783	1,221,204	2,124,299	23,248	0	14,910,205	14,976,859	163,766	1,488,371	2,884,021	1,256,112

California Authority of Racing Fairs

San Joaquin County Fair Distribution of 2% Location Fees from Advance Deposit Wagering (ADW)

2% Location Fees (ADW)		2000	2001	2002	2003	2004	2005	2006	2007	2008	2009	TOTAL
		0	0	45,829	78,029	97,144	122,166	136,261	148,040	137,527	143,186	908,182

California Authority of Racing Fairs

Cumulative Funding Disbursements to San Joaquin County Fair (Stockton) SWF 2000-2009

		2000	2001	2002	2003	2004	2005	2006	2007	2008	2009	TOTALS
Infotext Funds		23,076	-	-	-	-	-	-	-	-	-	23,076
Equip. Replacement Fund		998	1,990	47,912	90,813	5,618	11,326	6,782	9,830	4,355	-	179,625
SWF upgrades		72,750	-	-	-	-	59,121	3,300	-	-	-	135,171
Total Funding		96,824	1,990	47,912	90,813	5,618	70,446	10,082	9,830	4,355	-	337,872

CALIFORNIA AUTHORITY OF RACING FAIRS COMMISSIONS & PROJECT FUNDING

TULARE COUNTY FAIR - TULARE

(1) 2% PARI-MUTUEL COMMISSIONS (LOCATION FEES) PAID TO Tulare County Fair

(2) PROJECT FUNDING PAID THROUGH CARF TO Tulare County Fair

2000-2009

2000		2001		2002	
(1) 2% Commissions	106,471	(1) 2% Commissions	103,233	(1) 2% Commissions	119,332
(2) Project Funding	0	(2) Project Funding	3,515	(2) Project Funding	0
TOTAL	106,471	TOTAL	106,748	TOTAL	119,332

2003		2004		2005	
(1) 2% Commissions	116,733	(1) 2% Commissions	122,194	(1) 2% Commissions	128,161
(2) Project Funding	243,151	(2) Project Funding	32,511	(2) Project Funding	5,645
TOTAL	359,884	TOTAL	154,704	TOTAL	133,805

2006		2007		2008	
(1) 2% Commissions	126,485	(1) 2% Commissions	115,938	(1) 2% Commissions	97,761
(2) Project Funding	0	(2) Project Funding	271	(2) Project Funding	9,167
TOTAL	126,485	TOTAL	116,209	TOTAL	106,928

2009		2000-2009		\$1,126,000 Pari-Mutuel Comissions Paid to Tulare County Fair
(1) 2% Commissions	89,070	(1) 2% Commissions	1,125,378	
(2) Project Funding	1,854	(2) Project Funding	296,113	
TOTAL	90,924	TOTAL	1,421,491	\$297,000 Project Funding Paid through CARF to Tulare County Fair



California Authority of Racing Fairs

Tulare Detailed Distribution Report for Ten Year Comparison

	Handle	License Fee	CHRB Support Fee	F&E Fund	City Tax	Equine UC Davis	Workers Comp.	N/SCOTW		CMC Promotion	Vanning Stable	PFAB 509	Harness Loc. Fees	Track Comm.	Purses	Owners	Breeders Sires	To Out of State Tracks	Attendance
								2% Comm.	inc. Expense										
2000	5,363,494	59,621	0	4,565	17,568	5,365	0	106,471	186,360	21,647	34,798	0	0	271,454	271,231	3,545	27,514	43,725	30,666
2001	5,204,908	57,229	0	4,379	17,034	5,206	0	103,233	183,533	21,012	33,583	0	0	263,776	263,288	3,418	26,621	46,422	30,436
2002	5,648,914	61,721	0	4,392	18,481	5,650	0	112,009	200,595	22,745	38,152	0	0	279,264	279,215	3,742	28,854	57,084	30,157
2003	5,219,270	57,725	0	3,940	17,113	5,220	0	103,713	182,012	21,055	45,291	0	0	254,066	253,763	3,462	26,793	53,611	28,065
2004	5,391,530	59,595	0	4,113	17,601	5,392	6,352	106,672	185,949	21,503	46,906	701	0	261,454	261,315	3,532	27,403	59,899	27,769
2005	5,400,896	60,772	0	3,493	17,626	5,402	10,092	106,822	175,727	21,132	46,701	4	0	265,243	265,420	3,513	27,214	64,368	26,015
2006	5,195,254	57,199	0	3,511	16,960	5,196	9,670	102,790	174,427	20,837	48,814	0	0	250,515	250,533	3,438	27,263	64,023	24,051
2007	4,536,042	49,976	0	3,214	14,806	4,537	8,432	89,734	154,133	18,197	48,724	0	0	214,621	214,148	3,000	23,713	57,215	22,159
2008	3,789,641	43,088	0	2,313	12,383	3,790	6,612	75,045	130,397	15,165	41,386	0	0	177,139	176,685	2,540	19,660	47,615	18,812
2009	3,384,271	23,226	6,796	3,320	11,058	3,385	5,569	67,015	123,661	13,452	39,526	108	0	154,704	154,030	2,324	17,667	45,719	14,172
TOTAL	49,134,217	530,152	6,796	37,240	160,630	49,142	46,726	973,504	1,696,795	196,743	423,880	813	0	2,392,236	2,389,628	32,516	252,702	539,682	252,302

California Authority of Racing Fairs

Tulare County Fair Distribution of 2% Location Fees from Advance Deposit Wagering (ADW)

2% Location Fees (ADW)	2000		2001		2002		2003		2004		2005		2006		2007		2008		2009		TOTAL	
	0		0		7,323		13,020		15,522		21,338		23,695		26,204		22,716		22,055		151,874	

California Authority of Racing Fairs

Cumulative Funding Disbursements to Tulare County Fair (Tulare) SWF 2000-2009

	2000		2001		2002		2003		2004		2005		2006		2007		2008		2009		TOTALS	
	-		-		-		-		-		-		-		-		-		-		-	
Infotext Funds	-		-		-		-		-		-		-		-		-		-		-	
Equip. Replacement Fund	-		3,515		-		33,200		-		-		-		-		8,431		1,854		46,999	
SWF upgrades	-		-		-		209,951		32,511		5,645		-		271		736		-		249,113	
Total Funding	-		3,515		-		243,151		32,511		5,645		-		271		9,167		1,854		296,113	

CALIFORNIA AUTHORITY OF RACING FAIRS

COMMISSIONS & PROJECT FUNDING

STANISLAUS COUNTY FAIR - TURLOCK

(1) 2% PARI-MUTUEL COMMISSIONS (LOCATION FEES) PAID TO Stanislaus County Fair

(2) PROJECT FUNDING PAID THROUGH CARF TO Stanislaus County Fair

2000-2009

2000		2001		2002	
(1) 2% Commissions	211,561	(1) 2% Commissions	212,636	(1) 2% Commissions	222,783
(2) Project Funding	37,501	(2) Project Funding	114,318	(2) Project Funding	5,008
TOTAL	249,062	TOTAL	326,954	TOTAL	227,791

2003		2004		2005	
(1) 2% Commissions	230,522	(1) 2% Commissions	227,592	(1) 2% Commissions	258,093
(2) Project Funding	87,321	(2) Project Funding	93,401	(2) Project Funding	32,139
TOTAL	317,843	TOTAL	320,992	TOTAL	290,232

2006		2007		2008	
(1) 2% Commissions	255,370	(1) 2% Commissions	254,033	(1) 2% Commissions	240,722
(2) Project Funding	4,288	(2) Project Funding	18,749	(2) Project Funding	5,506
TOTAL	259,658	TOTAL	272,781	TOTAL	246,228

2009		2000-2009		\$2,334,000 Pari-Mutuel Comissions Paid to Stanislaus County Fair
(1) 2% Commissions	220,458	(1) 2% Commissions	2,333,768	
(2) Project Funding	12,095	(2) Project Funding	410,326	
TOTAL	232,554	TOTAL	2,744,094	\$411,000 Project Funding Paid through CARF to Stanislaus County Fair



California Authority of Racing Fairs

Turlock Detailed Distribution Report for Ten Year Comparison

	Handle	License Fee	CHRB Support Fee	F&E Fund	City Tax	Equine UC Davis	Workers Comp.	2% Comm. Loc. Fees	N/SCOTW inc. Expense	CMC Promotion	Vanning Stable	PFAB 509	Harness Loc. Fees	Track Comm.	Purses	Owners	Breeders Sires	To Out of State Tracks	Attendance
2000	10,639,611	119,778	0	10,926	34,908	10,640	0	211,561	367,283	42,742	71,044	0	0	544,771	545,577	7,296	54,897	88,410	51,611
2001	10,702,076	120,294	0	10,253	35,085	10,703	0	212,636	369,495	42,848	72,178	0	0	540,751	541,166	7,369	55,283	98,625	47,107
2002	10,490,153	119,144	0	9,282	34,367	10,491	0	208,288	358,722	41,900	74,133	0	0	527,235	527,895	7,281	54,190	101,645	45,279
2003	10,367,729	116,729	0	9,284	34,021	10,368	0	206,185	352,296	41,429	90,037	0	0	513,350	513,498	7,217	53,732	105,085	42,923
2004	9,927,460	113,579	0	7,647	32,483	9,929	11,449	196,866	326,459	39,153	90,427	118	0	501,277	500,851	6,857	51,049	117,026	40,350
2005	11,018,295	122,856	0	8,540	36,062	11,019	20,112	218,561	360,949	42,642	96,819	27	0	567,502	567,190	7,319	55,313	138,981	40,284
2006	10,448,528	116,965	0	6,912	34,214	10,449	19,165	207,354	337,635	41,678	102,419	0	0	529,866	528,509	7,206	54,643	138,773	38,519
2007	10,139,943	114,677	0	6,205	33,178	10,140	18,545	201,078	328,177	40,482	112,567	0	0	506,711	504,785	6,941	52,936	138,818	36,660
2008	9,546,126	109,659	0	5,567	31,273	9,546	17,498	189,529	321,512	38,111	106,701	0	0	472,148	470,456	6,582	49,757	128,196	33,904
2009	8,312,838	54,271	17,481	8,397	27,209	8,313	13,787	164,900	309,763	33,133	96,763	324	0	404,241	402,507	5,727	43,398	122,814	28,876
TOTAL	101,592,757	1,107,954	17,481	83,012	332,799	101,599	100,555	2,016,957	3,432,292	404,118	917,087	468	0	5,107,852	5,102,433	69,796	525,197	1,178,372	405,513

California Authority of Racing Fairs

Stanislaus County Fair Distribution of 2% Location Fees from Advance Deposit Wagering (ADW)

	2000	2001	2002	2003	2004	2005	2006	2007	2008	2009	TOTAL
2% Location Fees (ADW)	0	0	14,495	24,337	30,726	39,532	48,016	52,954	51,193	55,558	316,811

California Authority of Racing Fairs

Cumulative Funding Disbursements to Stanislaus County Fair (Turlock) SWF 2000-2009

	2000	2001	2002	2003	2004	2005	2006	2007	2008	2009	TOTALS
Infotext Funds	-	-	-	-	-	-	-	-	-	-	-
Equip. Replacement Fund	10,661	8,517	5,008	87,321	84,158	8,528	4,288	18,749	5,506	12,095	244,832
SWF upgrades	26,840	105,801	-	-	9,242	23,611	-	-	-	-	165,494
Total Funding	37,501	114,318	5,008	87,321	93,401	32,139	4,288	18,749	5,506	12,095	410,326

CALIFORNIA AUTHORITY OF RACING FAIRS COMMISSIONS & PROJECT FUNDING

SOLANO COUNTY FAIR - VALLEJO

(1) 2% PARI-MUTUEL COMMISSIONS (LOCATION FEES) PAID TO Solano County Fair

(2) PROJECT FUNDING PAID THROUGH CARF TO Solano County Fair

2000-2009

2000		2001		2002	
(1) 2% Commissions	544,831	(1) 2% Commissions	564,080	(1) 2% Commissions	573,984
(2) Project Funding	75,993	(2) Project Funding	2,871	(2) Project Funding	225
TOTAL	620,824	TOTAL	566,951	TOTAL	574,209
2003		2004		2005	
(1) 2% Commissions	595,674	(1) 2% Commissions	600,225	(1) 2% Commissions	604,033
(2) Project Funding	1,669	(2) Project Funding	67,983	(2) Project Funding	2,294
TOTAL	597,343	TOTAL	668,208	TOTAL	606,328
2006		2007		2008	
(1) 2% Commissions	589,282	(1) 2% Commissions	565,867	(1) 2% Commissions	504,037
(2) Project Funding	567	(2) Project Funding	544	(2) Project Funding	437
TOTAL	589,850	TOTAL	566,411	TOTAL	504,474
2009		2000-2009		<div> \$5,609,000 Pari-Mutuel Comissions Paid to Solano County Fair </div> <div> \$176,000 Project Funding Paid through CARF to Solano County Fair </div>	
(1) 2% Commissions	466,777	(1) 2% Commissions	5,608,790		
(2) Project Funding	23,287	(2) Project Funding	175,871		
TOTAL	490,064	TOTAL	5,784,661		



California Authority of Racing Fairs

Vallejo Detailed Distribution Report for Ten Year Comparison

	Handle	License Fee	CHRB Support Fee	F&E Fund	City Tax	Equine UC Davis	Workers Comp.	2% Comm. Loc. Fees	N/SCOTW inc. Expense	CMC Promotion	Vanning Stable	PFAB 509	Harness Loc. Fees	Track Comm.	Purses	Owners	Breeders Sires	To Out of State Tracks	Attendance
2000	27,336,943	281,518	0	20,964	89,897	27,338	0	544,831	1,038,288	114,118	154,651	0	0	1,432,286	1,432,203	15,806	136,730	227,662	106,070
2001	28,315,686	283,467	0	19,045	93,074	28,317	0	564,080	1,106,205	119,410	151,288	0	0	1,479,870	1,482,651	15,440	140,192	249,706	116,782
2002	26,936,950	272,492	0	16,100	88,467	26,938	0	536,160	1,038,650	113,291	150,926	0	0	1,408,312	1,411,360	14,771	133,546	242,512	119,142
2003	26,732,786	269,394	0	15,967	87,913	26,734	0	532,806	1,036,468	112,647	191,106	0	0	1,372,835	1,375,075	14,585	132,609	243,967	115,782
2004	26,140,596	262,808	0	14,585	85,808	26,142	32,296	520,048	1,008,697	108,932	186,639	12,330	0	1,345,558	1,347,799	14,074	128,276	264,217	112,859
2005	25,080,669	251,431	0	12,336	82,301	25,082	52,147	498,798	948,120	103,721	174,063	8,828	0	1,317,091	1,329,352	13,104	121,790	271,761	107,742
2006	24,045,337	237,730	0	11,056	78,928	24,046	50,616	478,348	906,877	101,311	183,877	0	0	1,256,586	1,266,595	12,949	129,396	263,227	103,262
2007	22,251,738	221,788	0	11,515	73,010	22,253	47,793	442,485	844,928	93,553	196,305	0	0	1,147,712	1,155,441	12,094	118,301	247,310	98,722
2008	19,625,592	201,101	0	9,383	64,485	19,626	41,527	390,817	748,918	82,202	178,430	0	0	999,217	1,006,604	11,006	102,852	222,130	82,505
2009	17,651,053	102,350	32,153	15,088	57,983	17,652	35,328	351,411	737,685	73,746	164,224	6,447	0	889,887	896,399	9,712	92,211	214,786	73,056
TOTAL	244,117,350	2,384,080	32,153	146,040	801,865	244,127	259,707	4,859,783	9,414,837	1,022,930	1,731,509	27,605	0	12,649,356	12,703,478	133,541	1,235,903	2,447,279	1,035,922

California Authority of Racing Fairs

Solano County Fair Distribution of 2% Location Fees from Advance Deposit Wagering (ADW)

2% Location Fees (ADW)		2000	2001	2002	2003	2004	2005	2006	2007	2008	2009	TOTAL
		0	0	37,824	62,867	80,177	105,235	110,934	123,381	113,221	115,366	749,007

California Authority of Racing Fairs

Cumulative Funding Disbursements to Solano County Fair (Vallejo) SWF 2000-2009

	2000	2001	2002	2003	2004	2005	2006	2007	2008	2009	TOTALS
Infotext Funds	-	-	-	-	-	-	-	-	-	-	-
Equip. Replacement Fund	3,243	2,871	225	1,669	67,983	2,294	567	544	437	23,287	103,121
SWF upgrades	72,750	-	-	-	-	-	-	-	-	-	72,750
Total Funding	75,993	2,871	225	1,669	67,983	2,294	567	544	437	23,287	175,871

CALIFORNIA AUTHORITY OF RACING FAIRS COMMISSIONS & PROJECT FUNDING

VENTURA COUNTY FAIR - VENTURA

(1) 2% PARI-MUTUEL COMMISSIONS (LOCATION FEES) PAID TO Ventura County Fair

(2) PROJECT FUNDING PAID THROUGH CARF TO Ventura County Fair

2000-2009

2000		2001		2002	
(1) 2% Commissions	922,351	(1) 2% Commissions	964,209	(1) 2% Commissions	993,975
(2) Project Funding	1,700	(2) Project Funding	23,931	(2) Project Funding	52,083
TOTAL	924,051	TOTAL	988,140	TOTAL	1,046,058

2003		2004		2005	
(1) 2% Commissions	1,026,213	(1) 2% Commissions	995,798	(1) 2% Commissions	958,145
(2) Project Funding	81,405	(2) Project Funding	58,648	(2) Project Funding	35,722
TOTAL	1,107,618	TOTAL	1,054,446	TOTAL	993,867

2006		2007		2008	
(1) 2% Commissions	976,951	(1) 2% Commissions	995,603	(1) 2% Commissions	890,210
(2) Project Funding	18,372	(2) Project Funding	14,743	(2) Project Funding	16,033
TOTAL	995,323	TOTAL	1,010,346	TOTAL	906,243

2009		2000-2009		\$9,509,000 Pari-Mutuel Comissions Paid to Ventura County Fair
(1) 2% Commissions	784,924	(1) 2% Commissions	9,508,380	
(2) Project Funding	22,715	(2) Project Funding	325,351	
TOTAL	807,639	TOTAL	9,833,731	\$326,000 Project Funding Paid through CARF to Ventura County Fair



California Authority of Racing Fairs

Ventura Detailed Distribution Report for Ten Year Comparison

	Handle	License Fee	CHRB Support Fee	F&E Fund	City Tax	Equine UC Davis	Workers Comp.	2% Comm. Loc. Fees	N/SCOTW inc. Expense	CMC Promotion	Vanning Stable	PFAB 509	Harness Loc. Fees	Track Comm.	Purses	Owners	Breeders Sires	To Out of State Tracks	Attendance
2000	46,363,544	867,768	0	32,390	152,188	46,365	0	922,351	1,397,963	189,673	229,225	0	0	2,417,240	2,388,135	28,700	240,812	333,250	161,381
2001	48,484,284	900,003	0	30,903	159,095	48,485	0	964,209	1,471,497	198,710	255,370	0	0	2,498,340	2,471,549	29,684	251,318	388,177	155,622
2002	45,687,264	845,393	0	25,683	149,665	45,688	0	907,058	1,385,192	186,965	305,980	0	0	2,332,186	2,305,585	27,899	236,418	394,104	151,434
2003	44,228,324	818,444	0	25,000	145,467	44,229	0	881,618	1,346,039	181,820	396,538	0	0	2,212,902	2,186,836	27,069	229,697	371,322	140,267
2004	40,936,251	749,991	0	22,595	134,038	40,937	54,652	812,349	1,246,872	166,911	371,731	4,745	0	2,043,124	2,021,289	24,618	210,250	386,565	128,141
2005	37,978,869	681,562	0	19,450	124,205	37,980	82,843	752,757	1,160,806	152,551	338,433	2,507	0	1,889,706	1,880,424	22,406	191,808	389,355	117,438
2006	38,796,856	691,692	0	17,912	126,955	38,798	84,761	769,422	1,179,686	158,612	357,376	0	0	1,924,377	1,913,035	23,669	207,483	407,383	116,714
2007	38,437,440	681,075	0	19,344	125,775	38,439	86,236	762,275	1,175,326	157,353	351,816	0	0	1,920,521	1,910,366	23,301	206,394	413,905	109,634
2008	32,830,918	592,204	0	16,330	107,858	32,832	71,762	653,682	984,620	134,381	299,760	0	0	1,639,690	1,630,696	20,345	175,721	349,196	96,429
2009	27,944,715	269,733	99,006	23,057	91,782	27,945	57,050	556,257	842,824	114,399	305,361	3,359	0	1,432,078	1,425,079	17,108	153,093	332,365	88,768
TOTAL	401,688,465	7,097,864	99,006	232,665	1,317,028	401,698	437,304	7,981,978	12,190,824	1,641,374	3,211,592	10,610	0	20,310,164	20,132,995	244,800	2,102,993	3,765,622	1,265,828

California Authority of Racing Fairs

Ventura County Fair Distribution of 2% Location Fees from Advance Deposit Wagering (ADW)

	2000	2001	2002	2003	2004	2005	2006	2007	2008	2009	TOTAL
2% Location Fees (ADW)	0	0	86,917	144,595	183,449	205,388	207,529	233,328	236,529	228,668	1,526,403

California Authority of Racing Fairs

Cumulative Funding Disbursements to Ventura County Fair (Ventura) SWF 2000-2009

	2000	2001	2002	2003	2004	2005	2006	2007	2008	2009	TOTALS
Infotext Funds	-	-	-	-	-	-	-	-	-	-	-
Equip. Replacement Fund	1,700	23,931	52,083	81,405	51,324	35,722	18,372	14,743	16,033	22,715	318,027
SWF upgrades	-	-	-	-	7,324	-	-	-	-	-	7,324
Total Funding	1,700	23,931	52,083	81,405	58,648	35,722	18,372	14,743	16,033	22,715	325,351

CALIFORNIA AUTHORITY OF RACING FAIRS COMMISSIONS & PROJECT FUNDING

SAN BERNARDINO COUNTY FAIR - VICTORVILLE

(1) 2% PARI-MUTUEL COMMISSIONS (LOCATION FEES) PAID TO San Bernardino County Fair

(2) PROJECT FUNDING PAID THROUGH CARF TO San Bernardino County Fair

2000-2009

2000		2001		2002	
(1) 2% Commissions	285,671	(1) 2% Commissions	286,175	(1) 2% Commissions	302,002
(2) Project Funding	7,241	(2) Project Funding	153,691	(2) Project Funding	730
TOTAL	292,912	TOTAL	439,866	TOTAL	302,732

2003		2004		2005	
(1) 2% Commissions	322,558	(1) 2% Commissions	357,715	(1) 2% Commissions	384,889
(2) Project Funding	28,017	(2) Project Funding	11,544	(2) Project Funding	58,398
TOTAL	350,575	TOTAL	369,259	TOTAL	443,286

2006		2007		2008	
(1) 2% Commissions	394,560	(1) 2% Commissions	359,625	(1) 2% Commissions	287,764
(2) Project Funding	1,140	(2) Project Funding	27,298	(2) Project Funding	2,072
TOTAL	395,700	TOTAL	386,923	TOTAL	289,837

2009		2000-2009		\$3,235,000 Pari-Mutuel Commissions Paid to San Bernardino County Fair \$331,000 Project Funding Paid through CARF to San Bernardino County Fair
(1) 2% Commissions	253,191	(1) 2% Commissions	3,234,149	
(2) Project Funding	40,009	(2) Project Funding	330,140	
TOTAL	293,200	TOTAL	3,564,290	



California Authority of Racing Fairs

Victorville Detailed Distribution Report for Ten Year Comparison

	Handle	Licence Fee	CHRB Support Fee	F&E Fund	City Tax	Equine UC Davis	Workers Comp.	2% Comm. Loc. Fees	N/SCOTW inc. Expense	CMC Promotion	Vanning Stable	PFAB 509	Harness Loc. Fees	Track Comm.	Purses	Owners	Breeders Sires	To Out of State Tracks	Attendance
2000	14,341,574	255,321	0	9,591	47,136	14,343	0	285,671	466,887	59,747	65,371	0	0	732,990	725,800	8,191	73,245	101,819	79,001
2001	14,375,784	251,379	0	8,897	47,219	14,377	0	286,175	477,473	60,089	69,039	0	0	722,263	718,774	8,034	73,075	111,605	78,110
2002	13,814,760	245,922	0	8,247	45,301	13,816	0	274,553	447,113	57,417	86,084	0	0	688,917	683,190	7,867	70,473	111,216	80,319
2003	13,983,832	244,408	0	8,772	45,992	13,985	0	278,738	464,045	58,550	114,564	0	0	686,002	680,390	7,822	71,172	110,744	77,412
2004	15,072,281	263,540	0	8,896	49,464	15,073	20,090	299,781	494,828	62,302	127,077	4,930	0	732,901	727,821	8,426	76,082	136,584	77,126
2005	15,579,114	266,109	0	8,195	51,097	15,580	33,350	309,677	512,137	63,691	129,001	3,294	0	764,885	764,939	8,558	77,588	150,646	74,621
2006	15,564,691	256,842	0	7,999	51,075	15,566	34,086	309,547	523,618	65,228	128,687	0	0	773,369	773,873	8,543	84,364	149,288	75,032
2007	13,375,631	222,658	0	6,544	43,884	13,376	29,859	265,965	450,246	56,084	110,152	0	0	659,120	660,169	7,309	72,820	126,611	69,660
2008	10,293,531	170,879	0	5,075	33,819	10,294	23,934	204,964	345,573	43,204	83,004	0	0	511,997	513,613	5,635	55,387	95,946	60,666
2009	9,094,338	79,836	29,218	7,533	29,883	9,095	20,303	181,111	308,622	38,077	87,348	2,899	0	465,311	467,112	4,896	49,467	92,686	57,497
TOTAL	135,495,536	2,256,894	29,218	79,748	444,871	135,506	161,622	2,696,183	4,490,542	564,388	1,000,326	11,122	0	6,737,754	6,715,681	75,281	703,672	1,187,146	729,444

California Authority of Racing Fairs

San Bernardino County Fair Distribution of 2% Location Fees from Advance Deposit Wagering (ADW)

	2000	2001	2002	2003	2004	2005	2006	2007	2008	2009	TOTAL
2% Location Fees (ADW)	0	0	27,449	43,819	57,934	75,211	85,014	93,660	82,800	72,079	537,966

California Authority of Racing Fairs

Cumulative Funding Disbursements to San Bernardino County Fair (Victorville) SWF 2000-2009

	2000	2001	2002	2003	2004	2005	2006	2007	2008	2009	TOTALS
Infotext Funds	-	-	-	-	-	-	-	-	-	-	-
Equip. Replacement Fund	7,241	31,526	730	1,375	7,043	39,947	1,140	26,639	2,072	20,390	138,104
SWF upgrades	-	122,165	-	26,642	4,501	18,450	-	659	-	19,619	192,037
Total Funding	7,241	153,691	730	28,017	11,544	58,398	1,140	27,298	2,072	40,009	330,140

APPENDIX

CALIFORNIA FAIR SATELLITE NETWORK DISTRIBUTIONS FOR THOROUGHBRED RACING DURING DAYTIME HOURS



California Fairs' Satellite Network



Artist Rendering of the Alameda County Fair Satellite Wagering Facility in Pleasanton, CA

- **Map of Satellite Network Locations**
- **Facility Descriptions**
- **Pari-Mutuel Handle and Distributions
2007 - 2008 - 2009**




Presented by: Christopher Korby, Executive Director
California Authority of Racing Fairs
February 2010



Fair Satellite Wagering Facilities



California Fairs Satellite Network

Location	Fair/Regional Description	Table/ Carrel Seating	 Food Service					 Vehicle Parking	 Viewing Displays			
			Restaurant	Deli	Grill	Catering	Beverages & Full Bar		Television	Big Screen TV's	Jumbo Screen TV's	Carrel tabletop TV's
Anderson	Shasta District Fair	240		✓	✓	✓	✓	505	12	5		
Bakersfield	Kern County Fair	600		✓		✓	✓	Unlimited	26	12	2	
Del Mar	San Diego County Fair	3,500	✓	✓		✓	✓	12,000	425	40	4	
San Mateo	San Mateo County Fair	900		✓	✓	✓	✓	Unlimited	175	10	16	
Fresno	Big Fresno Fair	600		✓	✓	✓	✓	3,000	13	16	6	
Indio	Riverside County Fair	500		✓	✓	✓	✓	400	50	10		
Lancaster	Antelope Valley Fair	450		✓	✓	✓	✓	400	60		6	120
Monterey	Monterey California Fair	332		✓	✓	✓	✓	235	18	4		8
Perris	Southern California Fair	350		✓		✓	✓	250	65	6		54
Pleasanton	Alameda County Fair	800	✓	✓	✓	✓	✓	1,500	95		10	60
Pomona	Los Angeles County Fair	1,000	✓			✓	✓	45,000	65	8		147
Sacramento	Cal Expo & State Fair	950	✓	✓	✓	✓	✓	10,140	105		15	90
San Bernardino	National Orange Show	1,400	✓	✓		✓	✓	1,500	175		14	42
San Jose	Santa Clara County Fair	132		✓		✓	✓	475	20	10		
Santa Maria	Santa Barbara County Fair	250		✓	✓	✓	✓	565	42	14		
Santa Rosa	Sonoma County Fair	600	✓	✓	✓	✓	✓	1,000	90		8	20
Stockton	San Joaquin Fair	500		✓	✓	✓	✓	750	120	14	10	
Tulare	Tulare County Fair	300		✓	✓	✓	✓	1,000	14	6		
Turlock	Stanislaus County Fair	200		✓	✓	✓	✓	1,000	12	6	6	
Vallejo	Solano County Fair	250		✓	✓	✓	✓	250	40	16		
Ventura	Ventura County Fair	600		✓	✓	✓	✓	1,700	165		14	26
Victorville	San Bernardino County Fair	350		✓	✓	✓	✓	350	26	8		

PARI-MUTUEL DISTRIBUTIONS REPORT FOR

SATELLITE FACILITIES LOCATED AT CALIFORNIA FAIRS

2009

CHRRMS Detailed Distribution Report

Date Range: 01/01/2009 - 12/31/2009

Report By: Location

Race Type: All Races

Location Types: Fairs

Hosts: All Hosts

Breed: Thoroughbreds

Locations:

Off Track

Tracks: All Tracks

Location	Handle	License	CHRB Support Fee	F&E	City & County Tax	N/SCOTWinc Exp. Fund	UC Davis Equine Research	Satellite Location	Van/Stable Fund	Work Comp.	CMC Promotion	PFAB509	Track Commission	Purses	Owners	Breeders/ Sires	To Out of State Tracks	Total Distributions	Attendance
Anderson	2,099,707	0	4,166	1,808	6,838	75,236	2,100	41,441	24,774	3,533	8,295	0	101,095	100,557	1,446	10,946	29,568	411,802	7,584
Bakersfield	6,674,603	0	12,425	5,252	21,769	239,927	6,675	131,933	76,588	13,582	26,474	1,715	327,161	325,764	4,469	34,678	82,228	1,310,641	33,064
Eureka	1,442,242	0	1,460	1,038	4,707	51,247	1,442	28,524	17,112	2,058	5,705	0	63,523	63,565	998	7,490	22,353	271,223	2,724
Ferridale	172,728	0	398	381	570	10,364	173	3,455	2,071	387	691	0	6,903	6,783	121	844	1,460	34,601	
Fresno	6,638,013	0	11,894	5,420	21,623	235,595	6,638	131,049	76,546	12,629	26,284	1,271	318,506	316,780	4,467	34,503	95,895	1,299,090	28,267
Fresno Club One	2,929,022	0	6,318	2,692	9,585	105,171	2,929	58,088	33,799	5,874	11,636	971	144,555	143,939	1,972	15,295	39,103	581,927	5,723
Lake Perris	13,502,685	0	49,965	11,994	44,305	364,193	13,503	268,518	163,766	30,800	53,894	1,916	668,586	660,928	9,171	73,772	134,133	2,549,445	65,786
Lancaster	13,230,943	0	48,411	11,970	43,425	358,312	13,231	263,181	159,697	28,102	52,796	3,189	673,898	666,873	8,943	72,164	151,670	2,555,662	63,719
Monterey	6,455,496	0	11,825	4,146	21,056	226,746	6,456	127,611	74,015	11,304	25,569	2,453	323,494	321,802	4,319	33,980	102,167	1,296,541	27,486
Pleasanton	35,393,360	0	71,261	31,549	115,988	1,273,014	35,394	702,957	412,095	66,013	140,771	8,172	1,697,129	1,691,097	24,049	185,105	459,182	6,913,775	117,055
Pomona	47,180,771	0	195,825	39,275	155,012	1,210,381	47,181	939,467	573,077	105,411	188,168	11,601	2,426,358	2,399,074	32,092	259,598	489,973	9,072,494	165,023
Sacramento	24,479,836	0	46,900	21,043	79,984	885,604	24,480	484,752	280,263	46,032	97,776	684	1,093,812	1,090,318	16,355	127,825	339,679	4,635,509	97,970
San Bernardino	26,306,624	0	95,667	24,355	66,367	715,518	26,307	523,437	318,068	60,824	105,074	4,542	1,328,615	1,314,121	17,812	143,564	279,318	5,043,590	136,508
San Jose	30,113,338	0	59,767	26,498	98,849	1,105,664	30,114	599,082	347,779	59,062	119,970	11,521	1,487,915	1,482,022	20,292	157,056	400,947	6,006,538	125,769
San Mateo County	71,996,382	0	149,569	67,578	236,545	2,653,283	71,997	1,433,608	841,091	137,324	286,803	20,999	3,507,760	3,495,884	49,076	376,432	926,899	14,254,847	207,626
Santa Barbara	5,092,580	0	17,554	4,732	16,632	134,917	5,093	100,799	62,735	10,343	20,181	0	256,950	253,564	3,513	27,732	73,443	988,188	16,497
Santa Maria	5,251,315	0	19,522	4,757	17,185	137,163	5,252	104,151	64,996	10,887	20,830	105	263,924	260,340	3,640	28,737	61,943	1,003,431	15,045
Santa Rosa	10,420,797	0	20,312	9,096	33,915	362,121	10,421	205,542	120,371	19,756	41,145	2,676	499,183	498,096	7,025	54,251	142,701	2,026,611	54,299
Shallimar (Indio)	6,325,869	0	19,589	4,755	20,685	166,518	6,326	125,359	77,759	14,832	25,117	44	323,961	319,864	4,354	34,422	73,796	1,217,380	26,981
Stockton	16,398,362	0	34,707	16,435	53,752	596,577	16,399	325,769	189,797	32,687	65,282	4,639	800,814	798,022	11,075	85,675	211,377	3,243,007	75,479
Surfside Race Place	52,086,933	0	145,702	30,495	170,500	1,383,415	52,087	1,033,330	636,458	110,638	206,764	9,131	2,440,663	2,408,135	35,642	282,289	615,299	9,560,558	167,273
Tulare	3,317,738	0	6,673	3,065	10,838	119,669	3,318	65,684	39,232	5,372	13,143	108	151,680	150,885	2,289	17,337	45,549	634,844	13,927
Turlock	8,098,763	0	17,090	7,611	26,502	296,919	8,099	160,619	95,857	13,146	32,138	324	394,061	392,000	5,593	42,343	122,094	1,614,394	28,129
Vallejo	14,124,551	0	28,775	13,779	46,345	526,094	14,125	280,881	162,967	28,830	56,217	6,447	697,972	695,071	9,509	73,492	183,364	2,823,868	60,269
Ventura	24,844,298	0	95,667	21,542	81,551	661,038	24,845	494,248	303,847	51,243	99,022	3,359	1,267,564	1,252,365	17,016	136,106	305,150	4,814,563	77,759
Victorville	7,248,843	0	27,284	6,899	23,793	199,498	7,249	144,201	86,774	16,608	28,897	2,899	368,356	364,652	4,859	39,420	77,835	1,399,204	47,111
(Total: 27 records)	441,825,799	0	1,198,698	378,165	1,448,319	14,094,184	441,837	8,777,686	5,241,546	897,276	1,758,641	98,766	21,634,439	21,472,301	300,097	2,354,655	5,467,125	85,563,734	1,667,073

\$14.1 Million

NCOTWinc. & SCOTWinc.

Expense Fund

\$21.6 Million

Track Commissions

\$21.4 Million

to Purses

\$2.4 Million

Breeders & Sires Programs

\$85.6 Million

in Total Industry

Distributions

In 2009, 1,667,073 patrons visited Fair Satellite Wagering Facilities and bet \$441.8 million, contributing \$85.6 million to the CA racing industry.

PARI-MUTUEL DISTRIBUTIONS REPORT FOR SATELLITE FACILITIES LOCATED AT CALIFORNIA FAIRS 2008

CHRIMS Detailed Distribution Report

Date Range: 01/01/2008 - 12/31/2008
Report By: Location

Race Type: All Races
Location Types: Fairs

Hosts: All Hosts
Breeds: Thoroughbreds

Locations: All Locations
On/Off: Off Track

Tracks: All Tracks

Location	Handle	License	City & County Tax	N/SCOTWinc Exp. Fund	UC Davis Equine Research	Satellite Location	Van/Stable Fund	Work Comp	CMC Promotion	Track Commission	Purses	Owners	Breeders/ Sires	To Out of State Tracks	Total Distributions	Attendance
Anderson	2,378,571	28,930	7,740	77,237	2,379	46,912	26,936	4,534	9,387	115,728	115,237	1,639	12,328	30,968	479,956	8,189
Bakersfield	7,279,476	87,555	23,771	243,636	7,280	144,066	80,477	14,998	29,025	357,264	356,099	4,894	37,756	84,119	1,470,940	32,761
Eureka	1,878,261	23,313	6,140	57,213	1,879	37,214	21,420	2,993	7,443	88,175	88,207	1,302	9,852	28,061	373,212	3,887
Ferrdale	192,524	1,531	635	11,551	193	3,850	2,212	446	770	7,439	7,306	135	924	1,453	38,447	
Fresno	8,961,003	106,501	29,233	294,494	8,961	177,168	100,146	18,116	35,589	432,548	430,451	6,092	46,385	115,028	1,800,713	31,950
Fresno Club One	2,696,150	32,189	8,855	91,234	2,697	53,669	30,008	5,920	10,811	133,158	132,816	1,824	14,053	30,849	548,081	5,493
Lake Perris	17,566,696	357,452	57,671	473,013	17,567	349,520	176,784	41,970	70,256	852,053	841,849	11,987	93,751	153,945	3,497,818	75,215
Lancaster	14,965,410	301,072	49,123	404,961	14,966	297,714	149,945	32,765	59,903	734,253	725,909	10,168	79,821	153,033	3,013,634	75,343
Monterey	10,118,537	118,687	33,130	368,091	10,119	200,787	113,059	17,991	40,372	478,663	475,632	6,877	52,131	150,050	2,065,590	30,417
Pleasanton	40,025,036	488,559	131,280	1,286,378	40,025	795,636	449,601	82,211	159,845	1,970,419	1,968,418	27,345	209,536	456,075	8,065,328	129,350
Pomona	47,778,698	973,174	157,037	1,221,634	47,779	951,738	481,214	111,757	191,261	2,387,339	2,359,255	32,672	256,421	458,799	9,630,080	151,415
Sacramento	28,538,753	343,489	93,336	940,830	28,539	565,673	314,596	57,649	114,084	1,286,742	1,285,158	19,133	148,495	353,659	5,551,384	110,890
San Bernardino	32,262,038	647,499	105,956	875,246	32,262	642,160	323,886	75,860	129,185	1,585,213	1,567,057	21,948	172,140	314,837	6,493,248	142,907
San Jose	37,217,103	446,124	122,282	1,281,388	37,217	741,104	416,150	73,854	149,118	1,812,915	1,808,126	25,311	193,758	465,383	7,572,730	124,951
San Mateo	27,204,748	319,458	89,107	889,462	27,205	540,043	305,523	55,321	108,506	1,346,232	1,342,846	18,553	141,576	313,078	5,496,911	89,266
Santa Barbara	6,718,134	135,933	21,986	178,131	6,718	133,246	68,161	14,704	26,711	326,981	322,691	4,621	35,778	78,875	1,354,534	22,386
Santa Maria	6,079,864	124,038	19,930	161,927	6,080	120,790	61,843	12,564	24,212	290,456	286,561	4,190	32,426	63,195	1,208,213	20,342
Santa Rosa	12,454,092	151,965	40,645	397,094	12,454	246,334	139,133	25,449	49,496	607,660	606,926	8,462	64,882	150,399	2,500,898	63,165
Shalimar (Indio)	7,239,549	148,349	23,712	190,146	7,240	143,706	74,019	18,485	28,793	361,790	357,080	4,993	38,621	68,965	1,465,899	28,625
Stockton	20,194,698	246,032	66,240	660,474	20,195	401,456	225,927	41,174	80,733	991,421	990,075	13,742	105,531	239,948	4,082,948	85,941
Surfside Race Place	64,078,779	1,292,925	209,956	1,695,745	64,079	1,272,459	647,542	146,130	255,144	3,062,067	3,021,268	44,080	341,761	663,916	12,717,072	196,795
Tulare	3,614,488	44,078	11,805	119,916	3,615	71,542	40,956	6,262	14,327	168,186	167,407	2,491	18,768	46,653	716,004	17,562
Turlock	9,299,765	112,868	30,459	306,790	9,300	184,602	105,722	16,838	36,964	460,337	458,310	6,431	48,476	127,097	1,904,193	32,840
Vallejo	15,856,784	191,530	52,048	522,889	15,857	315,440	176,967	33,933	63,485	796,592	793,944	10,763	82,847	191,901	3,248,196	68,256
Ventura	29,437,699	589,470	96,660	785,231	29,438	585,817	298,355	65,056	117,560	1,459,766	1,441,547	20,226	157,263	320,619	5,967,007	84,903
Victorville	8,271,938	164,917	27,148	225,815	8,272	164,533	82,496	19,590	33,149	408,308	403,956	5,589	44,078	80,704	1,668,556	50,320
(Total: 26 records)	462,308,792	7,477,639	1,515,887	13,760,527	462,318	9,187,179	4,913,077	996,569	1,846,129	22,521,705	22,354,130	315,467	2,439,358	5,141,607	92,931,590	1,685,407

\$13.7 Million
NCOTWinc. & SCOTWinc.
Expense Fund

\$22.5 Million
Track Commissions

\$22.4 Million
to Purses

\$2.4 Million
Breeders & Sires
Programs

\$92.9 Million
in Total Industry
Distributions

In 2008, 1,685,407 patrons visited Fair Satellite Wagering Facilities and bet \$462.3 million, contributing \$92.9 million to the CA racing industry.

PARI-MUTUEL DISTRIBUTIONS REPORT FOR SATELLITE FACILITIES LOCATED AT CALIFORNIA FAIRS 2007

CHRIMS Detailed Distribution Report

Date Range: Report By:	01/01/2007 - 12/31/2007		Race Type:		All Races		Hosts:		All Locations		Locations:		All Tracks			
	Location		Location Types:		Fairs		Breed:		Thoroughbreds		On/Off:		Off Track			
Location	Handle	License	City & County Tax	N/SCOTWinc Exp. Fund	UC Davis Equine Research	Satellite Location	Van/Stable Fund	Work Comp	CMC Promotion	Track Commission	Purses	Owners	Breeders/ Sires	To Out of State Tracks	Total Distributions	Attendance
Anderson	2,750,947	33,367	8,925	86,007	2,751	54,089	31,044	5,432	10,823	137,686	137,043	1,889	14,268	37,026	560,350	8,314
Bakersfield	8,115,501	96,943	26,490	262,463	8,116	160,545	90,102	17,478	32,301	404,587	403,115	5,485	42,222	91,909	1,641,756	35,953
Eureka	1,912,128	23,464	6,214	54,700	1,912	37,660	21,644	3,622	7,533	94,600	93,998	1,317	10,016	28,912	385,591	4,296
Femdale	189,898	1,473	627	11,394	190	3,798	2,183	477	760	7,352	7,221	133	912	1,235	37,753	
Fresno	9,396,103	110,259	30,561	294,590	9,397	185,219	104,735	19,048	37,197	460,730	458,608	6,376	48,689	120,796	1,886,205	34,259
Fresno Club One	4,243,999	51,297	13,921	137,311	4,244	84,371	47,595	8,914	16,954	210,377	210,377	2,897	22,204	50,917	862,251	6,151
Lake Perris	20,259,128	411,188	66,260	544,813	20,260	401,577	208,504	46,521	80,724	971,238	959,537	13,769	107,691	193,628	4,025,711	84,566
Lancaster	17,813,777	358,938	58,332	477,872	17,814	353,530	183,353	39,132	71,085	865,841	855,653	12,108	94,837	186,874	3,575,369	84,322
Monterey	11,426,532	136,454	37,351	383,005	11,427	226,366	127,433	19,873	45,510	537,475	534,484	7,757	59,340	166,601	2,293,076	32,408
Pleasanton	45,986,863	555,862	150,344	1,441,641	45,987	911,174	514,856	93,935	183,023	2,284,569	2,261,695	31,339	240,483	533,480	9,228,390	140,711
Pomona	58,957,780	1,205,037	193,286	1,499,580	58,958	1,171,429	610,169	137,098	235,294	2,913,085	2,877,855	40,294	315,681	582,053	11,839,820	171,176
Sacramento	35,104,301	420,425	114,630	1,165,178	35,105	694,725	387,202	69,641	140,011	1,685,499	1,683,687	23,569	182,255	434,082	7,036,009	125,792
San Bernardino	36,067,703	725,335	118,105	973,246	36,069	715,790	370,843	84,051	143,963	1,757,708	1,737,264	24,490	191,918	361,742	7,240,524	157,752
San Jose	40,281,500	478,739	132,112	1,304,829	40,282	800,677	450,233	78,467	161,019	1,977,486	1,972,195	27,405	210,697	515,487	8,149,628	123,033
Santa Barbara	9,078,634	182,417	29,688	241,760	9,079	179,924	94,402	19,285	36,075	438,374	432,616	6,234	48,290	110,421	1,828,566	24,381
Santa Maria	6,896,280	140,752	22,511	182,327	6,897	136,432	71,483	14,176	27,364	326,697	322,390	4,721	36,635	74,716	1,367,099	22,826
Santa Rosa	14,772,858	178,976	48,077	443,228	14,774	291,375	164,411	31,350	58,547	734,518	733,633	10,008	77,175	179,845	2,965,917	65,460
Shalimar (Indio)	9,470,832	192,624	30,853	247,260	9,471	186,990	98,236	24,202	37,480	474,710	468,657	6,487	50,256	98,891	1,926,117	33,799
Stockton	21,543,607	280,535	70,500	673,007	21,544	427,275	240,130	45,271	85,938	1,080,241	1,078,732	14,617	112,818	252,538	4,363,144	92,298
Surfside Race Place	71,343,324	1,444,245	232,179	1,883,133	71,344	1,407,147	738,292	163,599	282,136	3,371,519	3,326,319	48,755	377,801	781,019	14,127,487	228,136
Tulare	4,268,785	51,459	13,924	138,255	4,269	84,389	48,262	7,828	16,900	200,523	199,608	2,938	22,189	55,848	846,392	19,995
Turlock	9,831,525	118,310	32,160	309,961	9,832	194,910	111,557	17,774	39,027	491,106	488,720	6,790	51,423	137,189	2,008,759	35,236
Vallejo	17,493,465	210,216	57,308	560,003	17,494	347,320	194,794	38,704	69,892	884,616	881,735	11,857	91,490	211,173	3,576,601	77,277
Ventura	33,830,173	675,438	110,571	903,719	33,831	670,130	350,353	77,645	134,480	1,672,093	1,651,252	23,137	179,803	374,069	6,856,521	94,842
Victorville	10,669,615	214,435	34,955	290,212	10,670	211,845	109,447	24,249	42,636	517,262	511,394	7,228	56,763	106,215	2,137,310	55,954
(Total: 25 records)	501,705,256	8,278,187	1,639,885	14,509,495	501,719	9,938,685	5,371,264	1,087,771	1,996,675	24,480,763	24,287,787	341,599	2,645,855	5,686,664	100,766,348	1,758,937

\$14.5 Million
 NCOTWinc. & SCOTWinc.
 Expense Fund

\$24.5 Million
 Track Commissions

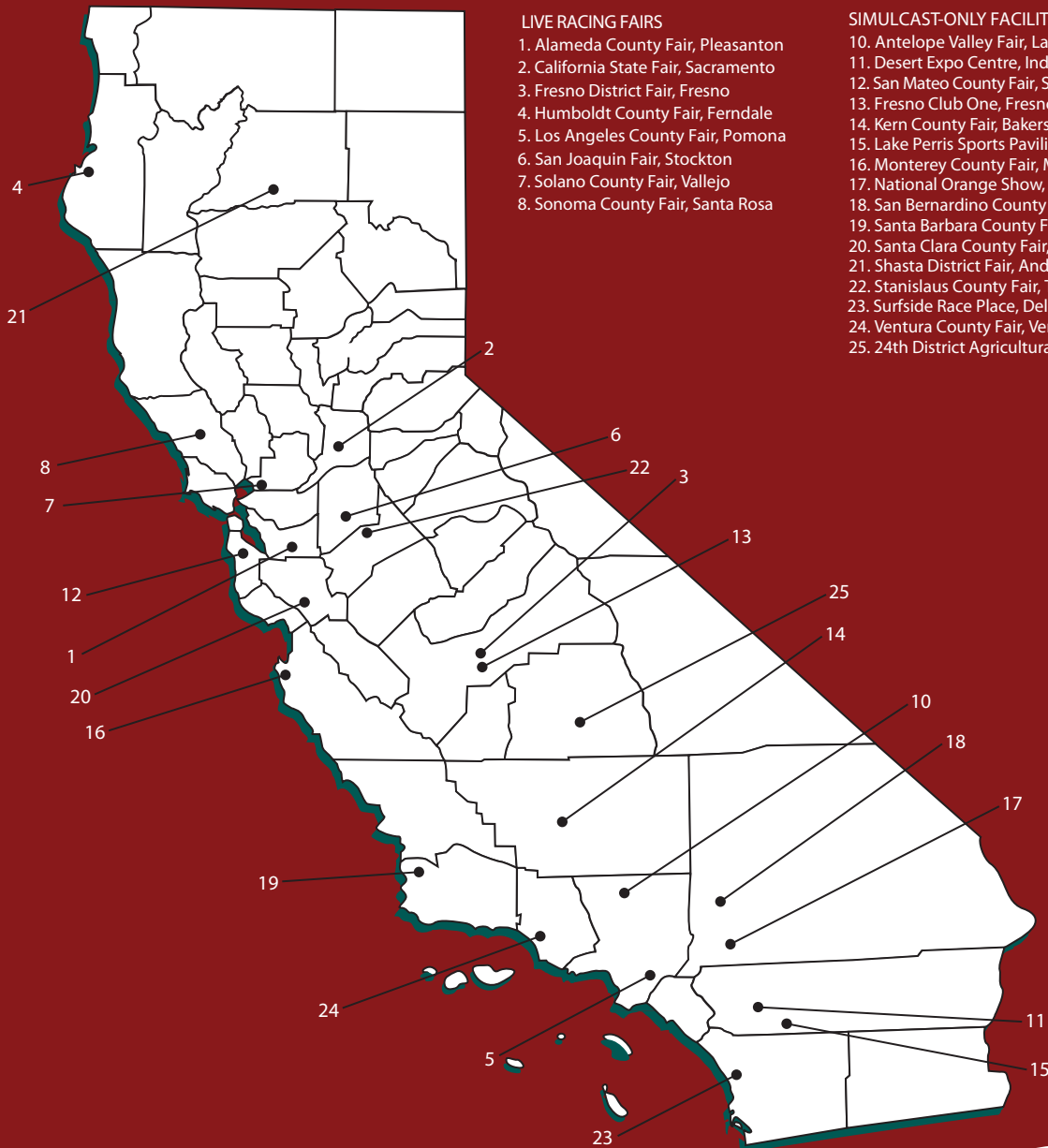
\$24.3 Million
 to Purses

\$2.6 Million
 Breeders & Sires
 Programs

\$100.8 Million
 in Total Industry
 Distributions

In 2007, 1,758,937 patrons visited Fair Satellite Wagering Facilities and bet \$501.7 million, contributing \$100.8 million to the CA racing industry.

Fair Satellite Wagering Facilities



**California Authority of Racing Fairs
Agency Income Statement
March 31, 2011**

	2009 Year End Actual	2010 Year End Actual	2009 YTD Actual	2010 YTD Actual	2011 YTD Actual	2011 Annual Budget	2011 Budget Variance	2011 % Budget
Revenue:								
Other Revenue	148	(2,326)	15	30	0	500	(500)	0%
Interest Income	30,515	18,003	3,587	7,185	66	30,000	(29,934)	0%
Member Dues	282,532	290,107	70,633	73,228	73,228	292,913	(219,685)	25%
CARF South Programs Admin Fee	25,351	21,256	6,908	5,665	4,033	18,806	(14,773)	21%
CARF Projects Admin Fee	66,063	141,872	9,543	8,422	0	195,000	(195,000)	0%
CARF Live Racing Admin Fee	112,869	108,854	13,043	13,867	88,803	182,611	(93,808)	49%
CARF @ Leased Facility Revenue	(311,170)	0	0	0	0	0	0	0%
Total Revenue	206,308	577,767	103,729	108,397	166,130	719,830	(553,700)	23%
Expenses:								
Salaries	226,671	241,506	56,518	56,462	66,062	305,173	239,111	22%
Employee Benefits	23,714	18,890	6,398	3,240	8,688	30,000	21,312	29%
Post Retirement Benefits	666,317	34,458	13,228	8,617	8,706	35,000	26,294	25%
Payroll Taxes	12,487	12,529	4,669	4,452	4,375	15,000	10,625	29%
Accounting Costs	17,209	17,272	4,644	4,067	5,688	18,750	13,063	30%
Audit Services	7,125	6,375	0	0	0	6,375	6,375	0%
Automobile Expense	435	10,650	10	3,668	0	4,000	4,000	0%
Contracted Services	543	10,435	256	328	30	5,000	4,970	1%
Depreciation	13,881	11,985	3,558	3,394	0	10,000	10,000	0%
Dues & Subscriptions	36,048	11,952	3,282	2,863	202	1,000	798	20%
Insurance Expense	37,784	37,127	9,446	9,286	9,277	41,000	31,723	23%
Legal Expenses	11,413	21,720	195	11,105	1,570	12,500	10,930	13%
Legislative Expenses	53,508	53,796	13,271	13,450	9,411	63,000	53,589	15%
Meetings Expense	5,398	6,852	1,459	729	789	5,000	4,211	16%
Misc. (Ag Day Sponsor)	2,482	2,010	2,083	200	0	2,500	2,500	0%
Office Supplies	23,754	27,882	6,743	6,817	3,792	25,000	21,208	15%
Postage & Shipping	5,987	3,117	890	461	114	4,000	3,886	3%
Rent (Tribute Road)	38,916	38,265	9,605	9,936	8,942	45,000	36,058	20%
Repairs & Maintenance	0	674	0	674	0	1,000	1,000	0%
Telephone Expense	7,390	9,492	1,894	2,114	1,989	10,000	8,011	20%
Training	0	0	0	0	0	2,500	2,500	0%
Travel Expense	25,280	27,226	7,775	7,503	1,134	27,500	26,366	4%
Total Expenses	1,216,340	604,215	145,925	149,365	130,768	669,298	538,530	20%
Agency Income (Loss)	(1,010,031)	(26,448)	(42,197)	(40,969)	35,362	50,532	(15,170)	
Southern Program Income (Loss)	7,142	8,153	2,367	2,702	2,785	2,444	(29,205)	
Total Balance Sheet Net Income (Loss)	(1,002,890)	(18,295)	(39,830)	(38,266)	38,147	52,976	(44,375)	

**California Authority of Racing Fairs
Southern Region Income Statement
March 31, 2011**

	2009	2010	2009	2010	2011	2011	2011	2011
	Year End	Year End	YTD	YTD	YTD	Annual	Budget	% Budget
	Actual	Actual	Actual	Actual	Actual	Budget	Variance	
Program Revenue:								
Program Sales	343,634	285,716	92,112	75,537	53,781	250,750	(196,970)	21%
Other Revenue	0	0	0	0	0	0	0	0%
Royalties/Fees Due Host	(311,141)	(256,307)	(82,837)	(67,169)	(46,963)	(229,500)	182,537	20%
Total Revenue	32,493	29,409	9,275	8,367	6,818	21,250	(14,432)	32%
Expenses:								
Legal Expenses	0	0	0	0	0	0	0	0%
Meetings Expense	0	0	0	0	0	0	0	0%
Misc Exp.(Storage)	0	0	0	0	0	0	0	0%
Office Supplies	0	0	0	0	0	0	0	0%
Paper Expense	0	0	0	0	0	0	0	0%
Postage & Shipping	0	0	0	0	0	0	0	0%
Printing Supplies	0	0	0	0	0	0	0	0%
Rent & Utility Expenses	0	0	0	0	0	0	0	0%
Repairs & Maintenance	0	0	0	0	0	0	0	0%
Telephone Expense	0	0	0	0	0	0	0	0%
Travel Expense	0	0	0	0	0	0	0	0%
Total Expenses	0	0	0	0	0	0	0	0%
Operating Income (Loss)	32,493	29,409	9,275	8,367	6,818	21,250	(14,432)	32%
CARF Admin Fee	25,351	21,256	6,908	5,665	4,033	18,806	14,773	21%
Rebate								
Income (Loss)	7,142	8,153	2,367	2,702	2,785	2,444	(29,205)	114%

**California Authority of Racing Fairs
Project Management Income Statement
March 31, 2011**

	2009 Year End Actual	2010 Year End Actual	2009 YTD Actual	2010 YTD Actual	2011 YTD Actual	2011 Annual Budget	2011 Budget Variance	2011 % Budget
Revenue:								
CARF Admin Fee	66,063	141,872	9,543	8,422	0	195,000	(195,000)	0%
Project Management	79,199	85,559	18,190	19,240	0	81,935	(81,935)	0%
Total Revenue	145,262	227,432	27,733	27,662	0	276,935	(276,935)	0%
Expenses:								
Salaries Expense	58,723	63,396	13,416	14,310	0	58,035	58,035	0%
Employee Benefits	7,287	8,538	2,056	2,133	0	9,000	9,000	0%
Payroll Taxes	2,832	3,076	909	930	0	3,000	3,000	0%
Accounting Costs	6,500	6,620	1,625	1,625	0	7,500	7,500	0%
Audit Services	2,550	2,550	0	0	0	2,550	2,550	0%
Automobile Expense	0	0	0	0	0	0	0	0%
Contracted Services	0	0	0	0	0	0	0	0%
Telephone Expense	708	754	185	173	0	1,000	1,000	0%
Travel Expense	42	68	0	68	0	250	250	0%
Misc. Storage	558	558	0	0	0	600	600	0%
Total Expenses	79,199	85,559	18,190	19,240	0	81,935	81,935	0%
CARF Admin Fee	66,063	141,872	9,543	8,422	0	195,000	195,000	0%

**California Authority of Racing Fairs
Live Racing Income Statement
March 31, 2011**

2009 = 79dys 2010 = 64 days

	2009	2010	2009	2010	2011	2011	2011	2011
	Year End	Year End	YTD	YTD	YTD	Annual	Budget	% Budget
	Actual	Actual	Actual	Actual	Actual	Budget	Variance	
Revenues:								
Change Fund Admin Fee	17,065	14,074	4,865	4,596	0	15,000	(15,000)	0%
Racing Fairs Admin Fee	74,561	69,032	8,178	9,271	6,303	85,111	(78,808)	7%
Supplemental Purses Admin Fee	22,000	22,000	0	0	82,500	82,500	0	100%
NCOTWINC Reimbursement	29,000	29,000	0	0	0	29,000	(29,000)	0%
Racing Fairs Reimbursement	1,059,854	1,003,686	109,044	123,614	84,047	1,082,942	(998,895)	8%
Advertising Revenue	4,100	4,550	0	0	0	4,000	(4,000)	0%
Total	1,206,580	1,142,343	122,087	137,481	172,850	1,298,553	(1,125,703)	13%
Expenses:								
Salaries	230,562	255,146	47,160	57,779	50,778	251,517	200,739	20%
Employee Benefits	44,792	46,948	11,427	11,801	11,555	47,000	35,445	25%
Payroll Taxes	11,877	13,103	3,433	4,078	3,437	13,500	10,063	25%
Accounting Costs	52,250	43,035	10,562	10,562	10,563	48,750	38,187	22%
Audit Services	16,575	25,323	0	7,128	0	16,575	16,575	0%
Automobile Expense	1,182	64	0	0	0	5,100	5,100	0%
Depreciation	0	0	0	0	0	0	0	0%
Dues & Subscriptions, NTRA	12,286	10,109	2,993	2,527	0	1,000	1,000	0%
Insurance Expense	0	0	0	0	0	0	0	0%
Legal Expenses	0	8,734	0	0	0	10,000	10,000	0%
Meetings Expense	1,111	3,440	142	341	1	5,000	4,999	0%
Misc. Exp (Harness,Storage,Bank fee)	58	0	0	0	0	0	0	0%
Telephone Expense	3,363	3,924	837	1,009	364	3,000	2,636	12%
Travel Expense	45,184	29,898	3,150	1,601	1,129	35,000	33,871	3%
Sub-Totals	419,240	439,725	79,704	96,826	77,827	436,442	358,615	18%
Racing Support Services:								
Announcer	26,596	23,904	0	0	0	26,000	26,000	0%
Condition Bk/Program Cover	22,491	15,245	0	222	0	20,000	20,000	0%
Courier Service (Pgm Distribution)	0	0	0	0	0	0	0	0%
Racing Operations Support	79,601	78,325	3,273	4,672	2,241	90,000	87,759	2%
TC02 Testing	54,880	7,425	0	0	0	15,000	15,000	0%
Marketing	1,783	3,901	456	648	70	5,000	4,930	1%
Network Management	3,321	1,548	710	405	223	3,000	2,777	7%
Paymaster	20,298	8,106	848	1,826	463	11,500	11,037	4%
Program Production	178,814	179,004	2,114	2,548	1,383	205,000	203,617	1%
Racing Office System	53,156	43,739	2,417	619	347	55,000	54,653	1%
Recruitment	22,721	31,108	15,569	11,865	104	10,000	9,896	1%
Jumbo Screen	125,000	126,250	0	0	0	160,000	160,000	0%
Supplies	19,158	15,964	1,811	177	51	20,000	19,949	0%
Tattooing	20,469	17,200	2,140	3,808	1,337	19,000	17,663	7%
Timing/Clocker	22,430	22,805	0	0	0	0	0	0%
Transportation	3,465	2,150	0	0	0	5,000	5,000	0%
TV Production/Simulcast	20,288	17,088	0	0	0	35,000	35,000	0%
Sub-Totals	674,471	593,763	29,340	26,788	6,220	679,500	673,280	1%
Total Expenses	1,093,711	1,033,488	109,044	123,614	84,047	1,115,942	1,031,895	8%
CARF Admin Fee	112,869	108,854	13,043	13,867	88,803	182,611	93,808	49%

March 31, 2011

	2009	2010	2009	2010	2011	2011	2011	2011
	Year End	Year End	YTD	YTD	YTD	Annual	Budget	% Budget
	Actual	Actual	Actual	Actual	Actual	Budget	Variance	
Revenues:								
Commissions - CARF@GG	2,859,642	0	0	0	0	0	0	0%
Non Wagering Revenue - CARF@GG	0	0	0	0	0	0	0	0%
Total	2,859,642	0	0	0	0	0	0	0%
Expenses:								
PRA - Labor (Sal,Bene,Tax)	96,106	0	0	0	0	0	0	0%
PRA - COGS	0	0	0	0	0	0	0	0%
PRA - Financial Dept. Allocation	0	0	0	0	0	0	0	0%
PRA - Direct Invoices	2,998,791	0	0	0	0	0	0	0%
CARF Direct Invoices	18,531	0	0	0	0	0	0	0%
CARF Billback Allocation	57,383	0	0	0	0	0	0	0%
Sub-Totals	3,170,811	0	0	0	0	0	0	0%
CARF @ Leased Facility Net Income	-311,170	0	0	0	0	0	0	0%

CALIFORNIA AUTHORITY OF RACING FAIRS
BALANCE SHEET
March 31, 2011

ASSETS

	CURRENT YTD	PRIOR YTD
	03/31/11	03/31/10
Current Assets		
CASH - LAIF & INVESTMENTS	234,210	4,285,214
CASH - OPERATING/MM	144,918	791,048
CHECKING - TOC PURSE	25,863	257,332
CHECKING - RACING TRUST	1,168,817	0
MARKETABLE SECURITIES	2,367,720	4,232,725
A/R - DUES	73,229	19,851
A/R - PROGRAMS	45,003	112,442
A/R - RACING FAIRS	139,171	449,410
A/R - F&E/OTHER A/R	76,731	2,011,546
PREPAIDS/DEPOSITS	43,573	38,759
OPEB ASSETS	91,955	91,955
Total Current Assets	4,411,190	12,290,283
Fixed Assets		
AUTOMOBILE	37,967	4,018
FURNITURE & EQUIPMENT	1,646	2,239
COMPUTER HARDWARE/SOFTWARE	7,050	10,071
TRACK EQUIPMENT	59,400	59,400
Total Fixed Assets (Net of Depr.)	106,062	75,728
TOTAL ASSETS	4,517,252	12,366,011

LIABILITIES & NET ASSETS

Current Liabilities		
A/P & WITHHOLDINGS	341,464	1,233,306
A/P - PROGRAM ROYALTIES TO HOST	41,118	99,246
RACING DISTRIBUTIONS	18,076	(134,985)
PURSES	1,433,184	1,290,761
TRACK SAFETY/MAINT.	(12,309)	852,362
INFOTEXT UPGRADE	0	159,129
MISC PROJECT FUNDS	0	0
LOU-1 - TIMING/TRACK SURFACE/AREA ENHANC	0	0
LOU-2 - SPECIAL EVENT CENTERS	0	0
LOU-3 - SATELLITE SURVEY/TURF STUDY	0	0
EQUIPMENT REPLACEMENT FUND	0	1,372,674
LOU-5 - SYMPOSIUM	3,805	3,805
FACILITY IMPROVEMENTS & UPGRADES	0	515,013
CAPITAL IMPROVEMENT FUND	0	3,162,324
Total Current Liabilities	1,825,338	8,553,634
Non-Current Liabilities		
CHRIMS FUNDS	90,558	89,718
CHANGE FUND	0	1,014,000
FAIRS - EQUIP REPLACEMENT FUNDS	1,832,023	1,996,550
Total Non-Current Liabilities	1,922,581	3,100,267
TOTAL LIABILITIES	3,747,919	11,653,902
Net Assets		
FUND EQUITY	708,911	728,101
F&E Net Assets	22,275	22,275
CARF@GG	0	0
RETIREMENT CONTINGENCY	0	0
NET INCOME/LOSS	38,147	(38,266)
Total Net Assets	769,333	712,110
TOTAL LIABILITIES & NET ASSETS	4,517,252	12,366,011

CLASSIFIEDS: JOBS CARS HOMES APARTMENTS DATING CLASSIFIEDS DEALS PLACE AN AD MOBILE E-EDITION

News Sports Business Features Entertainment

Sign up Log in

MORE: Kentucky Derby Her Scene Neighborhoods Video MomsLikeMe Bats

ADTECH

AD SERVING

Convenient campaign booking for
mobile phones, iPhones and BlackBerrys

Deal approved to give Frank Stronach control

10:49 AM, Mar. 29, 2011 |

Comments

Written by
The Courier-Journal

FILED UNDER

Business

MI Developments shareholders approved a deal Tuesday that would give Frank Stronach control of its racetracks and gambling operations in exchange for \$20 million ad Stronach giving up control of the **real estate** company.

The Ontario-based company announced the results of **shareholder** voting on the deal, which still will need approval from a Canadian court and may take until June 30 to complete.

MI Developments received the racetracks from the bankruptcy of the Stronach-led Magna Entertainment Corp., of which MI Developments was the **parent company** and largest secured creditor. Some MI Developments shareholders had complained over several years about MI Developments' involvement in racing.

The properties being transferred to Stronach include Santa Anita Park and Golden Gate Fields in California; Pimlico Race Course and Laurel Park in Maryland; Gulfstream Park in Florida; and the XpressBet account wagering company.

Twitter

Facebook

Share

Email

Print

A A A

SUBSCRIBE
TODAY

Share Page

Recommend

Recent Activity

CALIFORNIA AUTHORITY OF RACING FAIRS

EQUIPMENT REPLACEMENT FUND 1992-2009

Chronology
Economic Models
Policies
Historical Milestones
Expenditures



MAY 2010

CHRISTOPHER KORBY
EXECUTIVE DIRECTOR



CALIFORNIA AUTHORITY OF RACING FAIRS EQUIPMENT REPLACEMENT FUND

REPORT

ECONOMIC MODELS • POLICIES • HISTORICAL MILESTONES

Introduction

This report will offer a chronology and background materials on the CARF Equipment Fund that may be helpful in understanding its history, genesis and structure.

The CARF Equipment Replacement Fund, as originally proposed in 1991-92, was structured as a simple, classic sinking fund. **Black's Law Dictionary** defines "*sinking fund*" as follows: "A fund (usually invested), which will be used to replace improvements as needed. In general accounting, segregated assets which are being accumulated for a specific purpose."

In the economic model originally adopted by the CARF Board in 1992, participating Fairs which operated satellite wagering facilities agreed to assess themselves to create an Equipment Replacement Fund, managed by CARF on their behalf. These funds were held by CARF in segregated accounts, one account for each participating Fair. The funds were being accumulated for a specific purpose: to maintain, replace and insure the electronic equipment required to conduct satellite wagering.

Coopers and Lybrand, which was advising CARF on financial matters at the time, collaborated in formulation and implementation of the initial Fund models.

The original Fund had four primary objectives:

1. Provide a predictable, line item expense on Fair budgets that includes insurance, maintenance and replacement of all satellite and television equipment.
2. Provide a fixed asset inventory system to identify assets, track maintenance and repair, forecast replacement expenditures and support Fund administration.
3. Provide scheduled replacement of equipment that guarantees new, state of the art equipment on a predictable interval.
4. Provide a revenue and expense model to assure that Fairs can sustain a self-perpetuating Fund into the foreseeable future.

I've assembled a set of documents from my files on the ERF which can serve as a reference for historical milestones, economic models and projections and policy actions related to the Fund. The documents are attached in chronological order with descriptions below.

I commend to your attention several key events memorialized in the attached documents.

1. In 1992, CARF staff presented a proposal to the CARF Board that created the Equipment Replacement Fund. An Abstract of this proposal is attached as ***Equipment Replacement Fund Economic Model-Nov1992-ABSTRACT***. In taking this action, the CARF Board agreed on a policy that CARF member Fairs would assess themselves to create a sinking fund, held at CARF, for the purpose of maintaining, insuring and replacing electronic equipment necessary to conduct satellite wagering. Bear in mind that in 1992, construction of the satellite wagering network had just begun and Fairs were looking forward to managing a new business in a manner that would ensure reliable and predictable operation to protect the revenues it generated.
2. In 1992, the Division of Fairs and Exposition required that any Fair which had received funding from F&E to build its satellite must participate in the CARF Equipment Replacement Fund. This directive from F&E has not been changed or rescinded. Please see document **B**.
3. In 1997 and 1998, as an outcome of the Horse Racing Planning Group, a group of CARF representatives that had been working with F&E on racing matters, CARF proposed that F&E assume funding of the ERF. F&E agreed and directed the following:
 - a) a continuing allocation for support of the ERF:
 - b) the Equipment Replacement Fund would be managed by CARF.

Please see documents **B, D, E & F** below.

4. In February 1999, as directed in the F&E Memorandum of August 6, 1998, the CARF Board of Directors set policy for management of the Equipment Replacement Fund. In light of the new funding from F&E, and in order to ensure fair and equal treatment for all Fairs which would now receive the benefits of this new funding, including both Fairs that had paid into the existing Fund and Fairs that had not previously participated, the CARF Board set a policy that all participating Fairs must keep funds on deposit at CARF equal to the value of electronic equipment at their facility. This policy was set in order to ensure that a satellite Fair always had sufficient funds available to replace the equipment required to conduct satellite wagering, even in the event that funding from F&E was discontinued. That policy has remained in effect to this date. Please see the CARF meeting minutes from 1999 in documents **G1 & G2** below. As recommended by staff, CARF Board policy also included a provision that Fairs that had not previously participated in the ERF, could “catch up” on deposit requirements through a multi-year payment plan. Please see document **H**, for a sample of the letter sent to these Fairs.

5. CARF has continued manage the ERF according to the same principles outlined in the original sinking fund model to meet the objectives noted above: maintain and replace satellite and television equipment; provide a fixed asset inventory system to identify assets, track maintenance and repair, forecast replacement expenditures and support Fund administration; schedule replacement of equipment so as to assure new, state-of-the-art equipment on a predictable interval. Projections and forecasts for equipment replacement are based on inventory, acquisition dates and estimates of its useful lifetime. CARF's approach to Fund management helps ensure three important business goals:
 - a) Provide skilled, experienced and responsive technical support personnel for to maintain good operating condition operation of equipment and technical systems;
 - b) Replace equipment before it fails, thereby avoiding interruption in the business could interrupt revenues to Fairs;
 - c) Keep the electronic equipment necessary for conduct of satellite wagering at state-of-the-art status.

To that end, CARF staff regularly updates multiple-year projections for equipment replacement, based on site-by-site inventory, acquisition dates and useful lifetime. The last multiple-year projection was done in 2008, projecting replacement through 2014. Please see document **I.1** below. Each year CARF staff prepares an annual list of specific replacements for that year. For FY2009-10, please see document **I.2** below. A summary of inventory, showing the number of TV's, big screens and projectors is attached for your reference as document **I.3**. This does not include satellite dishes, head-end equipment or other such control equipment also required for satellite operation. It may be of interest that our network contains four thousand seven hundred sixteen (4,716) screens of various types.

In my estimation, there are a number of important benefits provided to CARF members by the ERF program.

1. This program has helped keep Fair satellite facilities operating and generating revenue for Fairs, **without any significant equipment failures for twenty years**. Every Fair has been equipped with sufficient redundancy to deal with intermittent failures. Proper maintenance and replacement of equipment, based on a schedule of its anticipated useful life-time, prevent significant failures. Business continues without interruption.
2. Satellite wagering is one of the significant revenue generating business activities for Fairs. In 2009, satellite wagering generated \$8.78 million in commissions to participating Fairs.

3. Fair satellite wagering facilities operate in an increasingly competitive environment. This program has helped keep Fair satellites state-of-the-art and competitive with tribal casinos and other competitors.
4. The program has also provided first-class, specialized technical support that is not easy to find in local markets. This specialized, high-quality technical support has been provided at no cost to participating Fairs.
5. Since 1998, because of the continuing allocation agreement that CARF negotiated with CDFA F&E, F&E funding through CARF has relieved Fairs of the financial burden of replacing this equipment from their own scarce funds. Since 1998, those equipment expenditures can be measured in the millions of dollars.

I realize that this is a lot of information to digest; however, the history of this program goes back nearly twenty years, so it has a significant trail of documentation. The materials in this Report are here as a reference for anyone who wants to take the time to better understand the background of this program

We hope that the information presented in this Report describes a program that reflects CARF's continuing dedication to active, forward-looking management of programs which directly benefit our member Fairs.

Christopher Korby
Executive Director

**CALIFORNIA AUTHORITY OF RACING FAIRS
EQUIPMENT REPLACEMENT FUND**

ECONOMIC MODELS • POLICIES • HISTORICAL MILESTONES
-CHRONOLOGY-
-INDEX TO DOCUMENTS-

A.

Equipment Replacement Fund Economic Model-Nov1992-ABSTRACT

The attachment ***Equipment Replacement Fund Economic Model-Nov1992-ABSTRACT*** is the original ERF proposal adopted by the CARF Board in 1992. In this model, Fairs paid twice-annual assessments to participate in the fund. It was a simple, classic sinking fund, putting money aside in segregated accounts, accumulating for the purpose of replacing electronic equipment when it reached the end of its useful lifetime. The Fund also paid for insurance and technical maintenance services.

Coopers and Lybrand, which was providing financial advice for CARF at the time, collaborated in the structure of this model, which was incorporated into the proposal approved by the CARF Board.

By its nature, a sinking fund accumulates funding for future expenditures. We have always projected budgets, revenues and expenditures over a multiple year period. Please see below for the most recent iteration of this multiple-year equipment replacement model, as shown in ***Inventory Value with Equipment Replacement Projected by Year through 2014-080501***.

B.

F&E Directive-Fair SWFs Required to Join CARF ERF-January 29, 1992

In 1992, F&E issued a memo which directed that any Fair satellite which received funding from the Division to build their satellite was required to participate in the CARF Equipment Replacement Fund. This directive has not been changed or rescinded. See attachment ***F&E Directive-SWFs Required to Join CARF ERF***.

C.

Sample ERF Agreement with Fair – CARF ERF Agreement Lancaster 1991

This attachment is a sample of the contracts that CARF had with individual Fairs setting out respective duties and responsibilities of participating in the original ERF. In its original structure, the ERF was financed by assessments paid by the Fair into the Fund.

Note: The Fairs in Bakersfield, San Jose and San Mateo have never participated in the ERF. Cal Expo, Del Mar, Eureka, Santa Barbara and Stockton have withdrawn and received their original deposits back.

D.

CARF ASSET MANAGEMENT PROGRAM-Concept & Description Restated 1997

Circa 1996, F&E convened a Horse Racing Planning Group to advise it on matters related to horse racing. In 1997, CARF proposed that F&E create a continuing allocation to support the CARF ERF. As part of the planning for that discussion, CARF's proposal included a document that summarized and re-stated the concepts behind the ERF. That document is attached.

E.

CARF ERF Proposal to F&E – Summary - 1997

In 1997/98, as noted directly above, CARF proposed that F&E create a continuing allocation to the ERF of \$500K per year, thereby relieving CARF member Fairs of a significant financial burden. This proposal is shown in the attachment ***CARF ERF Proposal to F&E - Summary 1997***. F&E approved the CARF proposal. The approval of the continuing allocation, rationale and direction that CARF manage the Fund are memorialized in the F&E memo noted below, dated August 6, 1998.

F.

F&E Memo- Approval of Continuing Allocation for CARF ERF-August 6, 1998

This is the memo from F&E which set policy and approved funding for CARF to manage the ERF. Note the language in the opening paragraph: ***"For the current year and all subsequent years, barring a change in state policy, F&E will allocate \$500,000 to the ERF. The allocation will become a standard feature of F&E's expenditure plan, replacing the contributions that CARF member fair organizations currently make into a pooled fund."*** The memo also directs: ***"As before, CARF will administer the equipment replacement fund, including the replacement schedule and process. Any questions regarding administration or eligibility should be directed to CARF."*** Please read the Rationale in the F&E memo, some of which derives from the CARF proposal for funding; the reasoning still holds up. Note that the memo requires that Fairs put aside an amount equal to what they paid into the ERF for Satellite Facility maintenance. To my knowledge, this provision of the memo has not been enforced. See attachment ***F&E Memo-Equipment Replacement Funding-August 6, 1998***.

G.

- ***ERF-CARF Board Resolution 1999***
- ***ERF Policy-CARF Board Adopted-Minutes of Mtg Feb 23-1999***

Once F&E had approved a continuing allocation for the CARF Equipment Replacement Fund, there was a discussion at the CARF Board about how to establish eligibility to receive ERF benefits if a Fair had **not** participated in the original ERF. Not every Fair had contributed into the original ERF, even though all Fairs had been directed by F&E to participate. For those Fairs which had participated, which included most CARF member Fairs, there was a "fairness issue" about how to establish eligibility for Fairs that had **not** previously participated. F&E had directed that CARF set policy for and manage the Fund. Furthermore, certain CARF Directors thought that the JPA could have significant liabilities if some Fairs did not have funds on deposit with CARF and CARF had a responsibility for providing equipment replacement. Staff proposed a program to the CARF Board which

would require that earlier non-participating Fairs would pay a "catch-up" deposit equivalent to the amounts that earlier participating Fairs had on deposit in the original ERF. This plan was adopted by the CARF Board in Feb 1999 and has remained policy since that date. The record of these actions is attached in ***ERF-CARF Board Resolution 1999*** and ***ERF Policy-CARF Board Adopted-Minutes of Mtg Feb 23-1999***.

H.

CARF ERF Participation Letters to Fairs - SAMPLE-Indio-1998 - 2000

In response to the policy adopted by the CARF Board, we contacted Fairs that had not participated in the original ERF or had lapsed in payments. The attachment ***CARF ERF Participation Letters -Indio-1998 – 2000*** is a sample of the correspondence with Fairs, encouraging them to undertake a “catch-up” payment plan, as laid out in the policy adopted by the CARF Board. Most Fairs took advantage of this opportunity to participate.

I.

- ***Inventory Value with Equipment Replacement Projected by Year through 2014-080501***
- ***2009-2010 Fiscal Yr ERF Projects***
- ***Fair Satellite Inventory-TVs-Big Screens-Projectors by Facility + Totals***

CARF has continued to plan equipment replacement schedules based on site-by-site inventories, projected useful lifetime of equipment and original installation histories. The most recent version of the multiple-year equipment replacement projection is shown in the file ***Inventory Value with Equipment Replacement Projected by Year through 2014-080501*** which we prepared in 2008. This schedule projected a seven year replacement plan, 2008 through 2014. The color-coded spreadsheet cells show the target year by which a complete equipment replacement cycle will be completed for each Fair location. The file ***2009-2010 Fiscal Yr ERF Projects*** shows specific replacement projects we laid out for 2009-10. A summary of inventory, showing the number of TV's, big screens and projectors is attached for your reference as document **I.3**. This does not include satellite dishes, head-end equipment or other such control equipment also required for satellite operation. It may be of interest that our network contains four thousand seven hundred sixteen (4,716) screens of various types.

J.

ERF Annual Expenditure Analysis 2001-2009 by Location %

This is a spreadsheet format that we have used to track annual ERF expenditures by location, showing site-by-site cumulative expenditures, with check-sum columns showing comparative expenditures, equipment inventory dollar value, and a comparative pro-rata inventory value. Please look at the columns headed “Totals” and “% of Total Exp”: these columns show the actual expenditures that CARF has made from the Fund, shown by Fair location and by percentage of overall expenditures. Now look at the column “Equip Value” and the column “% Total”: these columns show the dollar value of inventory at each location and the pro-rata percentage value of equipment at each location. Compare the actual expenditures (“Totals”) and the percentage of total expenditures that it represents (“% of Total Exp”) to the inventory value (“Equip Value”) and the pro-rata

percentage of equipment value at each site (“ %Total”). This spreadsheet format helps us track balanced expenditures, both by relative size of expenditures and comparative parity by inventory value at each site.

K.

Fairs Satellite Network-Description – Locations-Parimutuel Distributions 2007-9

This report describes the Fairs and details its contributions to the California racing industry. It is especially important to note the commissions that flow to Fairs which conduct satellite wagering; this is a measure of the importance of this activity as a source of revenue for Fairs.

In our estimation, there are a number of important **business** benefits provided to CARF member Fairs by the Equipment Replacement program. The ERF helps protect and preserve an important business activity and source of revenue at Fairs. Some of these benefits are listed below.

- This program has helped keep Fair satellite facilities operating and generating revenue for Fairs, **without any significant equipment failures for twenty years.** Every Fair has been equipped with sufficient redundancy to deal with intermittent failures. Proper maintenance and replacement of equipment, based on a schedule of its anticipated useful life-time, prevent significant failures. Business continues without interruption.
- Satellite wagering is one of the significant revenue generating business activities for Fairs. In 2009, satellite wagering generated \$8.78 million in commissions to participating Fairs.
- Fair satellite wagering facilities operate in an increasingly competitive environment. This program has helped keep Fair satellites state-of-the-art and competitive with tribal casinos and other competitors.
- The program has also provided first-class, specialized technical support that is not easy to find in local markets. This specialized, high-quality technical support has been provided at no cost to participating Fairs.
- Since 1998, because of the continuing allocation agreement that CARF negotiated with CDFA F&E, F&E funding through CARF has relieved Fairs of the financial burden of replacing this equipment from their own scarce funds. Since 1998, those equipment expenditures can be measured in the millions of dollars.

As noted in the opening, this report offers a chronology, background and documentation on the CARF Equipment Fund that may be helpful in understanding its history, genesis and structure. We hope that the information presented describes and demonstrates CARF’s continuing dedication to active and forward-looking management of programs that benefit our member Fairs.

A. Equipment Replacement Fund Economic Model - Nov. 1992 - ABSTRACT

The attachment ***Equipment Replacement Fund Economic Model-Nov1992-ABSTRACT*** is the original ERF proposal adopted by the CARF Board in 1992. In this model, Fairs paid twice-annual assessments to participate in the fund. It was a simple, classic sinking fund, putting money aside in segregated accounts, accumulating for the purpose of replacing electronic equipment when it reached the end of its useful lifetime. The Fund also paid for insurance and technical maintenance services.

Coopers and Lybrand, which was providing financial advice for CARF at the time, collaborated in the structure of this model, which was incorporated into the proposal approved by the CARF Board.

By its nature, a sinking fund accumulates funding for future expenditures. We have always projected budgets, revenues and expenditures over a multiple year period. Please see below for the most recent iteration of this multiple-year equipment replacement model, as shown in ***Inventory Value with Equipment Replacement Projected by Year through 2014-080501***.



Proposed
Satellite Wagering
Equipment Replacement Fund

ECONOMIC MODEL



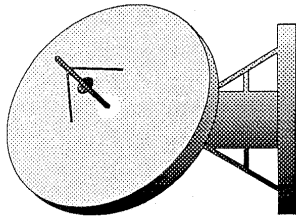
Table of Contents

Proposal

- Executive Summary
- Background
- Fund Model
- Fixed Asset Inventory System
- Conclusion

Model

- Anderson
- Bakersfield
- CARF Spare Equipment
- Del Mar
- Eureka
- Fresno
- Indio
- Lancaster
- Monterey
- Pomona
- Sacramento
- San Bernardino
- San Jose
- Santa Barbara
- Santa Maria
- Santa Rosa
- Stockton
- Transportable
- Tulare
- Vallejo
- Ventura
- Victorville



Satellite Wagering Equipment Replacement Fund

PROPOSAL

Executive Summary

Establishment of a Satellite Wagering Equipment Replacement Fund, as proposed, accomplishes four objectives.

- Provides a *predictable, line-item expense* on Fair budgets that includes insurance, maintenance, and replacement of all satellite and television equipment
- Provides a *fixed asset inventory system* to identify assets, track maintenance and repair, forecast replacement expenditures, and support Fund administration
- Provides *scheduled replacement of equipment* that guarantees new, state of the art equipment on a *predictable interval*
- Provides a revenue and expense model to assure that Fairs can sustain a *self-perpetuating* Fund into the foreseeable future

Background

Preparation of a Fund model, consistent with the objectives listed above, required assembly and evaluation of data according to the following guidelines.

- Determine equipment investment, including installation, for each site
- Project maintenance and service costs
- Estimate insurance cost
- Project administrative costs
- Project anticipated equipment lifetimes

Fund Model

Once the requisite information had been assembled and evaluated, we set out to formulate a model that would achieve our objectives. After consultation with Coopers and Lybrand, we based the initial models on a straight-line depreciation over the interval of service with administration, insurance, and

maintenance costs factored in. These models revealed that certain Fairs, which had had equipment in service the longest, had accumulated depreciation in such amounts that the "catch-up" payments could represent a financial hardship. This circumstance was presented to the Division of Fairs and Expositions (F&E). After a review of the economic models, F&E agreed to 1) a non-refundable grant based on 25% of original equipment cost at all sites, and 2) a bridging loan to allow deferment of accumulated depreciation payments. Subsequently we prepared the model, here proposed, based on the following assumptions.

- *Cost* is based on equipment purchased and installed, classified by Effective Acquisition Date and by projected lifetime in months.
- *Replacement value* is cost plus inflation factor of 5% per annum over equipment lifetime.
- *Rate of return* is based on Fund Deposits at 6% simple interest. Interest begins when deferred payments have been made.
- *Deposit due* is 25% of original cost, funded by the Division of Fairs and Expositions as a non-refundable grant.
- *Replacement balance due* equals replacement cost of the equipment, less deposit of 25%.
- *Service fee* is based on 3% per annum of replacement value.

- *Administration fee* is based on 2% replacement value annually.
- *Insurance fee* is estimated at 1% per annum, based on replacement value.
- Model assumes *zero salvage value* on equipment.
- *Service life* is based on 48 or 84 months, and calculated using an effective date rather than the acquisition date. Model determines effective date as follows.

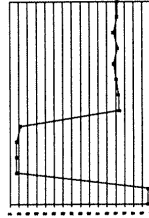
Actual Acquisition Date	Semi-Annual Effective Date
Jan 1 - Mar 31	Dec 31
Apr 1 - Jun 30	Jun 30
Jul 1 - Sep 1	Jun 30
Oct 31 - Dec 31	Dec 31

- *Funds to cover the deferment payments* have been allocated by F&E. Funds will be repaid on a semi-annual basis beginning June 30, 1992.

As the economic

model line charts illustrate, the Fund will reach a state of equilibrium after deferred depreciation and the F&E refundable loans have been paid down. After this equilibrium has been reached, our model projects that Fund assessments will remain stable into the foreseeable future.

Example: Santa Barbara



Fixed Asset Inventory System

We have established a fixed asset inventory system to support administration of the Fund. This computerized system will provide ready identification of all assets, track maintenance and repairs, forecast replacement expenditures, and cross-reference any categories necessary or desirable for prudent management of satellite technical operations. The system combines the following features.

Identifies Assets

- Reports location of assets
- Records value of each item
- Marks assets with bar-coded asset tags
- Records the serial number of each item
- Provides portable bar-code readers for future inventory control

Tracks Maintenance and Repairs

- Provides for service chronology on each piece of equipment throughout its service life
- Calculates Mean Time Between Failures
- Cross-references trouble reports
- Reports on any equipment out for repair
- Logs service calls to each site

Cross-references Assets with Service Duration

- Classifies data entry for each item
- Generates reports by item, by cost, and by duration of service to forecast Fund expenditures
- Reports equipment purchase value and calculates depreciated value

Supports Fund Management

- Reports excessive failures of any single component
- Provides portable system hardware
- Reports on equipment approaching end of projected lifetime
- Reports and calculates in compliance with accepted accounting standards
- Provides an active data-base foundation for generation of reports not presently anticipated

Conclusion

The proposed economic model for a Satellite Wagering Equipment Replacement Fund meets the objectives set out for its establishment. It forecasts equipment replacement at predictable intervals, supports a fixed asset inventory system, provides a model for its own perpetuation into the foreseeable future, and assists Fairs in their budget forward planning.

Christopher Korbby
23 November 1990



Richard P. Cain, Executive Director

• • • • •

Economic Model prepared by
Jim Oller

Documents prepared by
Mona Goodwin

California Authority of Racing Fairs
Equipment Replacement Fund

Shasta District Fair, Anderson (27th DAA)

Description	Cost	Replacemt Value	Dep Due Mar 31 91	Replacemt Bal Due	Due Jun 30 91	Due Dec 31 91	Due Jun 30 92	Due Dec 31 92	Due Jun 30 93	Due Dec 31 93	Due Jun 30 94	Due Dec 31 94	Due Jun 30 95	Due Dec 31 95	Due Jun 30 96
Electronics (6/88)(48)	38,673.97	47,008.60	9,668.49	37,340.11	13,856.96	13,856.96	13,856.96	7,286.33	7,286.33	7,286.33	7,286.33	7,286.33	7,286.33	7,286.33	7,286.33
Hardware (6/88)(84)	12,171.82	17,126.97	3,042.96	14,084.02	2,078.70	2,078.70	2,078.70	2,078.70	2,078.70	2,078.70	2,078.70	2,078.70	2,078.70	1,737.16	1,737.16
Electronics (12/89)(48)	217.91	264.87	54.48	210.39	43.01	43.01	43.01	43.01	43.01	43.01	41.05	41.05	41.05	41.05	41.05
Electronics (6/90)(48)	13.00	15.80	3.25	12.55	2.27	2.27	2.27	2.27	2.27	2.27	2.27	2.45	2.45	2.45	2.45

Credit-Simple Interest @ 6% annually
Deferred Payment

	(7,990.47)	(7,990.47)	(7,990.47)	5,992.85	5,992.85	(1,126.51)	(1,316.52)	(1,501.31)	(1,156.50)			
Credit-Simple Interest @ 6% annually												
Deferred Payment												
Total	51,076.70	64,416.24	12,769.18	51,647.07	7,990.47	7,990.47	15,403.16	15,401.21	8,282.02	8,092.01	7,565.69	7,910.50

Current Fund Balance
Amount Disbursed

	18,827.16	24,885.14	30,943.12	24,346.55	37,550.40	43,884.14	50,043.66	38,549.89	44,527.91
			(47,008.60)	(264.87)	(15.80)	(17,126.97)			(47,008.60)

Annual Fees	
Electronics (6/88)(48)	2,820.52
Hardware (6/88)(84)	1,027.62
Electronics (12/89)(48)	15.89
Electronics (6/90)(48)	0.95

California Authority of Racing Fairs
Equipment Replacement Fund

The Great Kern County Fair, Bakersfield (15th DAA)

Description	Cost	Replacemt Value	Dep Due Mar 31 91	Replacemt Bal Due	Due Jun 30 91	Due Dec 31 91	Due Jun 30 92	Due Dec 31 92	Due Jun 30 93	Due Dec 31 93	Due Jun 30 94	Due Dec 31 94	Due Jun 30 95	Due Dec 31 95	Due Jun 30 96
Electronics (12/87)(48)	26,748.37	32,512.91	6,687.09	25,825.82	13,888.30	13,888.30	5,039.50	5,039.50	5,039.50	5,039.50	5,039.50	5,039.50	5,039.50	5,039.50	5,039.50
Hardware (12/87)(84)	12,116.85	17,049.62	3,029.21	14,020.41	2,264.04	2,264.04	2,264.04	2,264.04	2,264.04	2,264.04	2,264.04	2,264.04	1,729.32	1,729.32	1,729.32
Hardware (12/89)(84)	4,864.70	6,845.12	1,216.18	5,628.94	674.43	674.43	674.43	674.43	674.43	674.43	674.43	674.43	674.43	674.43	674.43

Credit-Simple Interest @ 6% annually
Deferred Payment

					(8,413.38)	(8,413.38)	4,206.69	4,206.69	4,206.69	4,206.69		(1,014.95)	(1,173.07)	(1,326.45)	(947.70)	(1,091.80)
Total	43,729.92	56,407.65	10,932.48	45,475.17	8,413.38	8,413.38	12,184.66	12,184.66	12,184.66	12,184.66	6,963.02	6,804.90	6,116.80	6,495.55	6,351.45	
Current Fund Balance			10,932.48		17,653.63	24,374.79	2,354.31	12,846.75	23,339.18	33,831.62	39,102.42	44,215.09	31,590.04	36,393.36	8,539.67	
Amount Disbursed						(32,512.91)						(17,049.62)		(32,512.91)		

Annual Fees	
Electronics (12/87)(48)	1,950.77
Hardware (12/87)(84)	1,022.98
Hardware (12/89)(84)	410.71

California Authority of Racing Fairs
Equipment Replacement Fund

Desert ExpoCentre, Indio

Description	Cost	Replacemnt Value	Dep Due Mar 31 91	Replacemnt Bal Due	Due Jun 30 91	Due Dec 31 91	Due Jun 30 92	Due Dec 31 92	Due Jun 30 93	Due Dec 31 93	Due Jun 30 94	Due Dec 31 94	Due Jun 30 95	Due Dec 31 95	Due Jun 30 96
Electronics (6/88)(48)	51,504.16	62,603.82	12,876.04	49,727.78	18,454.04	18,454.04	18,454.04	9,703.59	9,703.59	9,703.59	9,703.59	9,703.59	9,703.59	9,703.59	9,703.59
Hardware (6/88)(84)	16,685.00	23,477.46	4,171.25	19,306.21	2,849.46	2,849.46	2,849.46	2,849.46	2,849.46	2,849.46	2,849.46	2,849.46	2,849.46	2,849.46	2,849.46
Electronics (12/88)(48)	16,108.21	19,579.69	4,027.05	15,552.64	4,475.55	4,475.55	4,475.55	4,475.55	3,034.85	3,034.85	3,034.85	3,034.85	3,034.85	3,034.85	3,034.85
Hardware (12/89)(84)	6,380.37	8,977.82	1,595.09	7,382.73	837.24	837.24	837.24	837.24	837.24	837.24	837.24	837.24	837.24	837.24	837.24
Electronics (12/89)(48)	6,317.43	7,678.90	1,579.36	6,099.54	1,246.96	1,246.96	1,246.96	1,246.96	1,246.96	1,246.96	1,190.23	1,190.23	1,190.23	1,190.23	1,190.23
Electronics (6/90)(48)	1,612.36	1,959.84	403.09	1,556.75	281.19	281.19	281.19	281.19	281.19	281.19	281.19	303.78	303.78	303.78	303.78

Credit-Simple Interest @ 6% annually
Deferred Payment (14,072.22) (14,072.22) (14,072.22) 10,554.16 10,554.16 10,554.16 10,554.16 (1,989.65) (2,296.89) (2,653.71) (2,281.45)

Total	98,607.53	124,277.53	24,651.88	99,625.65	14,072.22	14,072.22	14,072.22	29,948.14	28,507.45	28,507.45	28,450.72	15,929.50	15,622.26	14,797.27	15,169.52
-------	-----------	------------	-----------	-----------	-----------	-----------	-----------	-----------	-----------	-----------	-----------	-----------	-----------	-----------	-----------

Current Fund Balance 24,651.88
Amount Disbursed (62,603.82) (19,579.69) 49,278.10 66,321.59 76,562.92 88,456.85 76,048.33 87,489.53 (62,603.82) (23,477.46)

Annual Fees	
Electronics (6/88)(48)	3,756.23
Hardware (6/88)(84)	1,408.65
Electronics (12/88)(48)	1,174.78
Hardware (12/89)(84)	538.67
Electronics (12/89)(48)	460.73
Electronics (6/90)(48)	117.59

California Authority of Racing Fairs
Equipment Replacement Fund

California Exposition & State Fair, Sacramento

Description	Cost	Replacemt Value	Replacemt Mar 31 91	Dep Due Bal Due	Due Jun 30 91	Due Dec 31 91	Due Jun 30 92	Due Dec 31 92	Due Jun 30 93	Due Dec 31 93	Due Jun 30 94	Due Dec 31 94	Due Jun 30 95	Due Dec 31 95	Due Jun 30 96
Electronics (6/89)(48)	48,065.18	58,423.71	12,016.30	46,407.41	11,034.19	11,034.19	11,034.19	11,034.19	11,034.19	9,055.67	9,055.67	9,055.67	9,055.67	9,055.67	9,055.67
Hardware (6/89)(84)	14,521.64	20,433.98	3,630.41	16,803.57	2,140.62	2,140.62	2,140.62	2,140.62	2,140.62	2,140.62	2,140.62	2,140.62	2,140.62	2,140.62	2,140.62
Electronics (12/89)(48)	3,728.44	4,531.96	932.11	3,599.85	735.93	735.93	735.93	735.93	735.93	735.93	702.45	702.45	702.45	702.45	702.45
Electronics (6/90)(48)	2,427.81	2,951.03	606.95	2,344.07	423.40	423.40	423.40	423.40	423.40	423.40	423.40	457.41	457.41	457.41	457.41

Credit-Simple Interest @ 6% annually
Deferred Payment

	(7,167.07)	(7,167.07)	3,583.54	3,583.54	15,939.16	11,488.80	11,389.15	11,211.06	10,949.78	10,696.33					
Credit-Simple Interest @ 6% annually															
Deferred Payment															
Total	68,743.07	86,340.67	17,185.77	69,154.90	7,167.07	7,167.07	17,917.68	17,917.68	17,917.68	15,939.16	11,488.80	11,389.15	11,211.06	10,949.78	10,696.33
Current Fund Balance			17,185.77		21,851.15	26,516.53	41,932.52	57,348.51	72,764.50	27,778.26	32,233.41	38,169.84	46,879.21	55,327.30	63,521.95
Amount Disbursed								(58,423.71)	(58,423.71)	(4,531.96)	(2,951.03)				(20,433.98)

Annual Fees	
Electronics (6/89)(48)	3,505.42
Hardware (6/89)(84)	1,226.04
Electronics (12/89)(48)	271.92
Electronics (6/90)(48)	177.06

California Authority of Racing Fairs
Equipment Replacement Fund

National Orange Show, San Bernardino

Description	Cost	Replacemt Value	Dep Due Mar 31 91	Replacemt Bal Due	Due Jun 30 91	Due Dec 31 91	Due Jun 30 92	Due Dec 31 92	Due Jun 30 93	Due Dec 31 93	Due Jun 30 94	Due Dec 31 94	Due Jun 30 95	Due Dec 31 95	Due Jun 30 96
Electronics (12/87)(48)	100,289.73	121,903.17	25,072.43	96,830.74	52,072.46	52,072.46	18,894.99	18,894.99	18,894.99	18,894.99	18,894.99	18,894.99	18,894.99	18,894.99	18,894.99
Hardware (12/87)(84)	13,538.74	19,050.74	3,384.69	15,666.06	2,529.78	2,529.78	2,529.78	2,529.78	2,529.78	2,529.78	2,529.78	2,529.78	1,932.29	1,932.29	1,932.29
Electronics (12/89)(48)	8,203.59	9,971.55	2,050.90	7,920.65	1,619.26	1,619.26	1,619.26	1,619.26	1,619.26	1,619.26	1,545.59	1,545.59	1,545.59	1,545.59	1,545.59
Hardware (6/90)(84)	2,562.89	3,606.24	640.72	2,965.52	336.30	336.30	336.30	336.30	336.30	336.30	336.30	336.30	336.30	336.30	336.30
Electronics (12/90)(48)	65,000.00	79,008.15	16,250.00	62,758.15	10,215.01	10,215.01	10,215.01	10,215.01	10,215.01	10,215.01	10,215.01	10,215.01	12,246.26	12,246.26	12,246.26

Credit-Simple Interest @ 6% annually
Deferred Payment

	(33,386.41)	(33,386.41)	16,693.20	16,693.20	16,693.20	16,693.20	16,693.20	16,693.20	16,693.20	16,693.20	(4,968.21)	(5,386.59)	(6,091.56)	(3,876.64)	(4,669.93)
Total	189,594.95	233,539.85	47,398.74	186,141.11	33,386.41	33,386.41	50,288.55	50,288.55	50,288.55	50,288.55	28,553.47	28,135.09	28,863.88	31,078.80	30,285.51

Current Fund Balance
Amount Disbursed

	47,398.74	76,149.19	104,899.65	28,649.08	74,301.67	119,954.27	165,606.86	179,552.83	203,051.98	129,221.39	155,664.24	59,410.63	(121,903.17)
--	-----------	-----------	------------	-----------	-----------	------------	------------	------------	------------	------------	------------	-----------	--------------

Annual Fees	
Electronics (12/87)(48)	7,314.19
Hardware (12/87)(84)	1,143.04
Electronics (12/89)(48)	598.29
Hardware (6/90)(84)	216.37
Electronics (12/90)(48)	4,740.49

* \$65,000 estimate only

California Authority of Racing Fairs
Equipment Replacement Fund

San Joaquin County Fair, Stockton (2nd DAA)

Description	Cost	Replacemt Value	Dep Due Mar 31 91	Replacemt Bal Due	Due Jun 30 91	Due Dec 31 91	Due Jun 30 92	Due Dec 31 92	Due Jun 30 93	Due Dec 31 93	Due Jun 30 94	Due Dec 31 94	Due Jun 30 95	Due Dec 31 95	Due Jun 30 96
Electronics (12/88)(48)	50,737.82	61,672.33	12,684.46	48,987.88	14,097.14	14,097.14	14,097.14	14,097.14	9,559.21	9,559.21	9,559.21	9,559.21	9,559.21	9,559.21	9,559.21
Hardware (12/89)(84)	14,323.00	20,025.85	3,580.75	16,445.10	2,245.29	2,245.29	2,245.29	2,245.29	2,245.29	2,245.29	2,245.29	2,245.29	2,245.29	2,245.29	2,031.19
Electronics (12/89)(48)	3,412.74	4,148.22	853.19	3,295.04	673.62	673.62	673.62	673.62	673.62	673.62	642.97	642.97	642.97	642.97	642.97
Electronics (12/90)(48)	3,074.40	3,736.96	768.60	2,968.36	483.15	483.15	483.15	483.15	483.15	483.15	483.15	483.15	579.23	579.23	579.23

Credit-Simple Interest @ 6% annually

Deferred Payment

(1,263.12) (1,532.52) (1,684.61) (1,944.25)

Total	71,547.96	89,583.36	17,886.99	71,696.37	8,749.60	8,749.60	8,749.60	8,749.60	19,523.47	19,523.47	19,492.82	11,667.51	11,494.18	11,342.09	10,868.36
-------	-----------	-----------	-----------	-----------	----------	----------	----------	----------	-----------	-----------	-----------	-----------	-----------	-----------	-----------

Current Fund Balance
Amount Disbursed

17,886.99 23,949.09 30,011.19 36,073.28 57,447.18 12,610.82 29,446.79 42,103.89 51,083.90 56,153.62 64,808.21 52,963.22
(61,672.33) 0.00 (4,148.22) (3,736.96) (20,025.85)

Annual Fees	
Electronics (12/88)(48)	3,700.34
Hardware (12/88)(84)	1,201.55
Electronics (12/89)(48)	248.89
Electronics (12/90)(48)	224.22

California Authority of Racing Fairs
Equipment Replacement Fund

Tulare County Fair, Tulare (24th DAA)

Description	Cost	Replacemt Value	Replacemt Bal Due	Dep Due Mar 31 91	Due Jun 30 91	Due Dec 31 91	Due Jun 30 92	Due Dec 31 92	Due Jun 30 93	Due Dec 31 93	Due Jun 30 94	Due Dec 31 94	Due Jun 30 95	Due Dec 31 95	Due Jun 30 96
Electronics (6/89)(48)	32,910.02	40,002.46	31,774.96	8,227.51	7,555.06	7,555.06	7,555.06	7,555.06	7,555.06	6,200.38	6,200.38	6,200.38	6,200.38	6,200.38	6,200.38
Hardware (6/89)(84)	17,500.66	24,625.18	20,250.02	4,375.17	2,579.67	2,579.67	2,579.67	2,579.67	2,579.67	2,579.67	2,579.67	2,579.67	2,579.67	2,579.67	2,579.67
Electronics (6/90)(48)	8,286.73	11,660.26	9,588.58	2,071.68	1,719.60	1,719.60	1,719.60	1,719.60	1,719.60	1,719.60	1,719.60	1,548.38	1,548.38	1,548.38	1,548.38
Hardware (6/90)(84)	4,645.28	6,536.37	5,375.05	1,161.32	609.56	609.56	609.56	609.56	609.56	609.56	609.56	609.56	609.56	609.56	609.56

Credit-Simple Interest @ 6% annually
Deferred Payment

(1,289.34) (1,154.45) (1,373.41) (1,585.81)

Total	63,342.69	82,824.27	66,988.60	15,835.67	6,231.95	6,231.95	6,231.95	6,231.95	17,137.85	15,783.17	15,783.17	9,648.64	9,783.53	9,564.57	9,352.17
-------	-----------	-----------	-----------	-----------	----------	----------	----------	----------	-----------	-----------	-----------	----------	----------	----------	----------

Current Fund Balance	15,835.67														
Amount Disbursed					19,582.89	23,330.11	27,077.33	41,730.45	56,383.57	29,679.55	42,977.99	38,481.65	45,780.45	52,860.29	59,727.74
									(40,002.46)		(11,660.26)				(24,625.18)

Annual Fees	
Electronics (6/89)(48)	2,400.15
Hardware (6/89)(84)	1,477.51
Electronics (6/90)(48)	699.62
Hardware (6/90)(84)	392.18

California Authority of Racing Fairs
Equipment Replacement Fund

Ventura County Fair, Ventura (31st DAA)

Description	Cost	Replacemnt Value	Dep Due Mar 31 91	Replacemnt Bal Due	Due Jun 30 91	Due Dec 31 91	Due Jun 30 92	Due Dec 31 92	Due Jun 30 93	Due Dec 31 93	Due Jun 30 94	Due Dec 31 94	Due Jun 30 95	Due Dec 31 95	Due Jun 30 96
Electronics (12/87)(48)	39,807.33	48,386.21	9,951.83	38,434.38	20,668.78	20,668.78	6,048.28	6,048.28	6,048.28	6,048.28	6,048.28	6,048.28	6,048.28	6,048.28	6,048.28
Hardware (12/87)(84)	12,735.07	17,919.52	3,183.77	14,735.75	2,379.55	2,379.55	2,379.55	2,379.55	2,379.55	2,379.55	2,379.55	2,379.55	1,817.55	1,817.55	1,817.55
Electronics (12/89)(48)	8,985.48	10,921.94	2,246.37	8,675.57	1,773.59	1,773.59	1,773.59	1,773.59	1,773.59	1,773.59	1,692.90	1,692.90	1,692.90	1,692.90	1,692.90
Hardware (12/89)(84)	4,453.48	6,266.49	1,113.37	5,153.12	617.42	617.42	617.42	617.42	617.42	617.42	617.42	617.42	617.42	617.42	617.42
Electronics (6/90)(48)	2,330.12	2,832.28	582.53	2,249.75	406.36	406.36	406.36	406.36	406.36	406.36	406.36	439.00	439.00	439.00	439.00
Hardware (6/90)(84)	2,562.89	3,606.24	640.72	2,965.52	336.30	336.30	336.30	336.30	336.30	336.30	336.30	336.30	336.30	336.30	336.30

Credit-Simple Interest @ 6% annually

Deferred Payment

(13,091.00) (13,091.00) 6,545.50 6,545.50 (1,552.64) (1,441.88) (1,578.12) (1,240.80) (1,451.18)

Total	70,874.37	89,932.68	17,718.59	72,214.09	13,091.00	13,091.00	18,107.00	18,107.00	18,107.00	18,107.00	9,928.18	10,071.58	9,373.33	9,710.66	9,500.28
-------	-----------	-----------	-----------	-----------	-----------	-----------	-----------	-----------	-----------	-----------	----------	-----------	----------	----------	----------

Current Fund Balance
Amount Disbursed

17,718.59 28,111.61 38,504.63 5,527.45 20,936.47 36,345.50 51,754.52 48,062.78 41,359.93 48,372.61 6,788.70 (10,921.94) (2,832.28) (17,919.52) (48,386.21)

Annual Fees	
Electronics (12/87)(48)	2,903.17
Hardware (12/87)(84)	1,075.17
Electronics (12/89)(48)	655.32
Hardware (12/89)(84)	375.99
Electronics (6/90)(48)	169.94
Hardware (6/90)(84)	216.37

B.

B. F&E Directive - Fair SWFs Required to Join CARF ERF - Jan. 29, 1992

In 1992, F&E issued a memo which directed that any Fair satellite which received funding from the Division to build their satellite was required to participate in the CARF Equipment Replacement Fund. This directive has not been changed or rescinded.
See attachment ***F&E Directive-SWFs Required to Join CARF ERF.***

DEPARTMENT OF FOOD AND AGRICULTURE



1010 Hurley Way, Suite 200
Sacramento, CA 95825

January 29, 1992

SW 92-1

TO: All Satellite Wagering Fairs
SUBJECT: Audio-Visual Equipment Fund

Any fairs receiving Division funding for audio-visual equipment are required to be involved in the CARF Audio-Visual Equipment Fund. Amounts due to this fund are to be delineated in the annual fair budget submitted to the Division and must be remitted to CARF in a timely manner.

If you have any questions regarding this letter please contact me at your convenience.

Thank you,

A handwritten signature in cursive script, reading "Norm Towne".

Norm Towne
Director of Horse Racing
and Satellite Wagering
Division of Fairs and Expositions
(916) 924-2232

cc: Rick Cain
Chris Korby
Stan Wirth

C. SAMPLE ERF Agreement with Fair - Lancaster 1991

This attachment is a sample of the contracts that CARF had with individual Fairs setting out respective duties and responsibilities of participating in the original ERF. In its original structure, the ERF was financed by assessments paid by the Fair into the Fund.

Note: The Fairs in Bakersfield, San Jose and San Mateo have never participated in the ERF. Cal Expo, Del Mar, Eureka, Santa Barbara and Stockton have withdrawn and received their original deposits back.

1111 Howe Ave.
Suite 600
Sacramento, California 95825
916/927-7223
FAX: 916/927-9897



California Authority of Racing Fairs

June 26, 1991

Jim Pacini
Antelope Valley Fair
155 East Avenue "I"
Lancaster, California 93535

RE: Equipment Repair and Replacement Fund

Dear Jim,

This Letter Agreement memorializes an agreement between the Antelope Valley Fair and the California Authority of Racing Fairs ("CARF"), which agreement has been reviewed and approved by the California Department of Agriculture, Division of Fairs and Expositions.

Purpose. The Division of Fairs and Expositions ("F & E") has directed the California fairs who participate in satellite wagering to plan for and establish a fund for the replacement of audio-visual and related equipment at their facilities. The fairs and CARF have reached an agreement to establish a Satellite Wagering Equipment Replacement Fund ("Fund"). The purpose of the Fund is to accomplish the following objectives:

Provides a predictable, line-item expense on Fair budgets that includes insurance, maintenance, replacement of all satellite and television equipment, and administration of the fund

Provides a fixed asset inventory system to identify assets, track maintenance and repair, forecast replacement expenditures, and support fund administration

Provides scheduled replacement of equipment that guarantees new, state of the art equipment on a predictable interval

Provides a revenue and expense model to assure that Fairs can sustain a self-perpetuating Fund into the foreseeable future

Term. This agreement establishing the Equipment Replacement Fund ("Fund") commences on June 30, 1991. Antelope Valley Fair becomes a participating member of the Fund on the date this Letter Agreement is delivered, properly executed, to CARF. The Antelope Valley Fair remains a participant in the Fund so long as the parties agree and the Fund continues.

CARF's Duties. CARF's responsibilities to the fairs participating in the fund are:

1. Receive from F & E grants and loans to initiate the Fund and repay loans, plus interest, as agreed with F & E and the fairs'
2. Receive from the fairs their periodic payments as required herein to repay loans and to maintain the Fund;
3. Manage and account for all funds received and deposited under this Agreement, including all interest and accumulations thereto, and properly credit and debit each participating fair's account;
4. Develop, establish and manage a fixed asset inventory system to support the Fund;
5. Maintain an insurance policy(ies) as necessary on all equipment which is subject to this agreement;
6. Review and approve all expenditures for repairs and service calls incurred by participating fairs. Unapproved expenditures shall be borne by the participating fair.
7. Purchase and dispose of all satellite equipment of all participating members of the Fund, and fairly allocate equipment sales credits to the member fairs.

Fairs' Duties. As a participating member of the Fund, Antelope Valley Fair shall:

1. Make timely payment to CARF of the semi-annual payment established for it on June 30 and December 31, or earlier, each year. The first payment is due on June 30, 1991. The Antelope Valley Fair invoice is attached.
2. Comply with the procedure(s) of the fixed asset inventory system established by CARF;
3. Ensure that Antelope Valley Fair employees are properly trained in the safe care of the satellite equipment,

service and maintain the equipment, and keep service call expenses at a minimum;

4. Obtain CARF's prior approval for all equipment purchases which are out of the ordinary replacement schedule, and for repairs or service calls exceeding \$200.00 to any single piece of equipment;

5. Cooperate with CARF in the disposition of any satellite equipment scheduled or desired to be replaced.

Equipment Use. The possession and use of the equipment by Antelope Valley Fair is subject to the terms and conditions of this agreement.

Equipment Maintenance. Unless otherwise agreed with CARF in writing, CARF shall arrange for the Antelope Valley Fair equipment maintenance, servicing and repair pursuant to a contract between CARF and the service provider.


Ownership by CARF. The equipment covered by this agreement is the sole and exclusive property of CARF.

Disputes. Any dispute arising under this agreement shall be taken before a committee composed of the Chairpersons of the Finance and Administration/Operations Committees, whose decision shall be final and binding.

Termination. Either party may terminate this agreement on ninety (90) days written notice to the other; provided, however, that a withdrawing fair shall remain liable to CARF for the timely payment to CARF of any scheduled payment coming due after the effective date of withdrawal, or which is past due.

California Authority of
Racing Fairs

Antelope Valley Fair

By 
Richard Cain, Executive
Director

By 
Manager

D.

D. CARF Asset Management Program - 1997

CARF ASSET MANAGEMENT PROGRAM-Concept & Description Restated 1997. Circa 1996, F&E convened a Horse Racing Planning Group to advise it on matters related to horse racing. In 1997, CARF proposed that F&E create a continuing allocation to support the CARF ERF. As part of the planning for that discussion, CARF's proposal included a document that summarized and re-stated the concepts behind the ERF. That document is attached.

CARF ASSET MANAGEMENT PROGRAM
EQUIPMENT REPLACEMENT FUND
Review, Description and Recommendations

1) Background

- A) Chronology of Satellite Wagering Facility installations
- B) Objectives of Asset Management Program, Equipment Replacement Fund: 1) line item on annual Fair budgets 2) fixed asset inventory 3) scheduled replacement 4) economic model to support objectives 5) encumbers dedicated funding for necessary future expenditures 6) proven technical management 7) volume buying leverage.
- C) Economic Model proposed to and adopted by CARF Board
- D) F&E policies related to Fund
- E) MOU's, contracts and policy documents

2) Economic Model

- A) Framework
 - i) Equipment investment establishes cost basis
 - ii) Calculating projected cost of maintenance and service
 - iii) Projected interval of service i.e., anticipated useful lifetime
 - iv) Insurance, administrative costs
- B) Model
 - i) Equipment cost
 - ii) Inflation factor
 - iii) Rate of return
 - iv) Replacement cost
 - v) Insurance, administration and maintenance/service costs
 - vi) Service life
 - vii) Salvage value
 - viii) Coopers and Lybrand

3) Fixed Asset Management System

- A) Identify Assets
 - i) Report location of assets
 - ii) Record value of each item
 - iii) Mark assets with bar-coded asset tags
 - iv) Record the serial number of each item
 - v) Provide portable bar-code readers for on-going inventory control
- B) Track Maintenance and Repairs
 - i) Provide for service chronology on each piece of equipment throughout its service life
 - ii) Cross reference trouble reports
 - iii) Calculate Mean Time Between Failures
 - iv) Report on equipment out for repair
 - v) Log service calls to each site

- B) Cross-reference Assets and Service Duration
 - i) Classify data entry for each item
 - ii) Generate reports by item, by cost and by duration of service to forecast Fund expenditures
 - iii) Report equipment purchase value and calculate present value
- C) Support Fund Management
 - i) Report excessive failures of any single component
 - ii) Provide portable hardware
 - iii) Report on equipment reaching end of projected lifetime
 - iv) Report and calculate in compliance with accepted accounting standards
 - v) Provide and active data-base foundation for generation of reports not presently anticipated

4) *Inventory Services*

- A) Statewide inventory conducted every two years
- B) Outsourced to certified, bonded contractor

5) *Operations*

- A) Storage and shipping depot in Sacramento
- B) Master inventory computer located in Sacramento
- C) Procedures for shipping equipment and for updating inventory computer files
- D) Security and backup measures at storage depot
- E) Repair and replacement procedures
- F) On-site service calls: approvals and procedures
- G) Recording new equipment in inventory

6) *Equipment Procurement*

- A) Bidding procedures set by lead agency Sonoma County Fair
- B) Pre-qualified vendors
- C) Sole-source providers

7) *End-of-lifetime equipment disposition*

- A) Recording assets at time of disposition
- B) Acceptable payment procedures
- C) Procedures for removal of items from asset inventory

8) *Recommendations*

- A) Legal counsel review existing contracts and MOU's
- B) Initiate program to enhance communications with CARF members
 - i) Quarterly Management Reports
 - ii) Liaison with CARF regional satellite wagering committees
 - iii) Prepare and distribute information on Asset Management Program, including a description, its purpose, operating procedures and current Management Reports
 - iv) Add above information to CARF Web Site

9) *Proposal*

- A) Proposed revisions to contracts and MOU's
- B) Proposal for funding through F&E satellite wagering account

E. CARF ERF Proposal to F&E - 1997

In 1997/98, as noted directly above, CARF proposed that F&E create a continuing allocation to the ERF of \$500K per year, thereby relieving CARF member Fairs of a significant financial burden. This proposal is shown in the attachment ***CARF ERF Proposal to F&E - Summary 1997***. F&E approved the CARF proposal. The approval of the continuing allocation, rationale and direction that CARF manage the Fund are memorialized in the F&E memo noted below, dated August 6, 1998.

CALIFORNIA AUTHORITY OF RACING FAIRS
ASSET MANAGEMENT PROGRAM
EQUIPMENT REPLACEMENT FUND
Proposal

Background

- Simulcast wagering within California began with experimental pilot in 1985 between Golden Gate Fields and Fresno Fair
- In 1987, CARF, newly constituted as JPA, began to implement expansion of California Fairs satellite network through funding allocated by F&E
- In 1990, CARF Board adopted Equipment Replacement Fund Economic Model in order to provide for orderly maintenance and replacement of technical equipment required for satellite wagering operation
- F&E policy required participation in CARF ERF by any Fair that received F&E funding for implementation of a Satellite Wagering Facility on its grounds (policy not strictly enforced)
- Recap investment: large sums invested by F&E in Satellite Wagering Facilities
- Recap current level of Fair participation: THEME:
The State has a large investment in Satellite Wagering Facilities. All Fairs benefit from successful operation of the Satellite Wagering Network CDFA should protect that investment to ensure uninterrupted revenue flow. F&E can ensure continuing reliable operation by directly funding an asset management program that provides for orderly maintenance and predictable replacement of assets.

Proposal

In order to ensure continuing, reliable operation of satellite wagering operations at California Fairs, California Authority of Racing Fairs proposes that the CDFA Division of F&E allocate \$500,000 annually to fund the CARF Asset Management Program.

Considerations Supporting this Proposal

- As noted above, F&E has made a substantial investment to create a state-of-the-art satellite network at California Fairs.
- To date this investment totals approximately \$65 million; the network generates approximately \$650 million in annual handle (sales).
- The network requires administration, technical maintenance and periodic, scheduled equipment replacement, management services that CARF already provides.
- Business and Professions Code envisions this category of expenditures
- This is a logical next step in prudent management of a substantial investment in the Fairs' satellite network, in simulcasting and in support of California racing.
- Fairs must remain competitive in an increasing environment.
- This continuing allocation is necessary to manage, protect and enhance the product that they offer.

***F. Memo - Approval of Continuing Allocation for
CARF ERF - Aug. 6, 1998***

This is the memo from F&E which set policy and approved funding for CARF to manage the ERF. Note the language in the opening paragraph: ***"For the current year and all subsequent years, barring a change in state policy, F&E will allocate \$500,000 to the ERF. The allocation will become a standard feature of F&E's expenditure plan, replacing the contributions that CARF member fair organizations currently make into a pooled fund."***

The memo also directs: ***"As before, CARF will administer the equipment replacement fund, including the replacement schedule and process. Any questions regarding administration or eligibility should be directed to CARF."*** Please read the Rationale in the F&E memo, some of which derives from the CARF proposal for funding; the reasoning still holds up.

Note that the memo requires that Fairs put aside an amount equal to what they paid into the ERF for Satellite Facility maintenance. To my knowledge, this provision of the memo has not been enforced. See attachment ***F&E Memo-Equipment Replacement Funding-August 6, 1998.***

DEPARTMENT OF FOOD AND AGRICULTURE

1010 Hurley Way, Suite 200
Sacramento, CA 95825



August 6, 1998

TO: All Satellite Wagering Fairs

SUBJECT: Status of Equipment Replacement Fund and Creation of a Sinking Fund
for Satellite Wagering Facilities

The Division of Fairs and Expositions (F&E) has approved a proposal from the California Authority of Racing Fairs (CARF) to fund the equipment replacement fund (ERF) from the satellite wagering account (SWA). For the current year and all subsequent years, barring a change in state policy, F&E will allocate \$500,000 to the ERF. This allocation will become a standard feature of F&E's annual expenditure plan, replacing the contributions that CARF member fair organizations currently make into a pooled fund.

RATIONALE

The horse racing planning group (HRPG) discussed the policy implications of CARF's ERF proposal. The HRPG recommended that F&E approve this change in funding policy, in recognition that it is analogous to the state lottery commission's absorption of all costs for placing and maintaining lottery-playing equipment in all locations, statewide. In other words, CARF's proposal reflects the following realities:

- ✧ The equipment in satellite wagering facilities (SWFs) is the most critical factor in enabling patrons to wager.
- ✧ The state has a revenue interest to protect by ensuring that the technology available is appropriate and adequate to facilitate wagering.

Furthermore, all fair organizations in the statewide network have a revenue interest in the success and profitability of the racing and wagering enterprise. Thus, it makes sense to approve an annual allocation from the SWA to ensure that wagering equipment is maintained at a high technological standard throughout the system.

ELIGIBILITY

As before, CARF will administer the equipment replacement fund, including the replacement schedule and process. Any questions regarding administration or eligibility should be directed to CARF.

COMFORT AND AESTHETIC STANDARDS

CARF is currently conducting an inventory of satellite wagering facilities at 10 sites throughout the state. The inventory entails a detailed assessment of equipment and conditions in SWFs ("conditions" means furnishings, carpeting, paint colors, rest rooms, kitchens, and other amenities). When this study has been completed, which is projected to be in October 1998, CARF committees will collaborate with the HRPB to develop standards for SWF comfort and aesthetics. The purpose of this activity is, once again, to ensure that the facilities the network of California fairs maintains and operates are attractive and inviting to both new and regular patrons.

DEPRECIATION ACCOUNT

The annual allocation of \$500,000 from the SWA to the equipment replacement fund will free up funds that local fair organizations should have been paying to CARF for this purpose. Effective immediately, F&E will require fair organizations that operate SWFs to add a new line item to their operating budgets for satellite wagering. Specifically, the new line item will be a "sinking fund," or reserve account, for the exclusive purpose of maintaining the SWF at high comfort and aesthetic standards.

Budgeting for this line item should represent *not less than* the amount previously assessed by CARF for equipment replacement. The fair organization will retain control of the sinking fund account.

By this time next year, CARF and the HRPB will have completed work on a set of comfort and aesthetic standards. F&E will ensure that every fair organization with a SWF will receive these standards. Planning for SWF refurbishment can then proceed in keeping with a schedule -- similar in concept to the equipment replacement schedule -- and F&E will monitor those expenditures.


POLICY AND PROFITABILITY REVIEW

Over the next few months, a financial management consultant will conduct an analysis of profitability in the satellite wagering enterprise. We are undertaking this study to obtain information that will support a comprehensive review of current funding and oversight policies pertaining to satellite wagering. The HRPB believes that various current policies unnecessarily impede wagering's profitability at the site level. Before we can make policy changes that will further standardize financial management practices in SWFs, we need to know whether those practices currently vary from site to site and, if so, how and which ones should be replicated throughout the system.

CLOSING

You will receive additional details on the sinking fund account in the instructions for 1999 budgets. In the meantime, please call me or Rick Cain of CARF at 916-263-3346 if you have questions.

Respectfully,



Sharon Jensen, Director
Division of Fairs and Expositions
(916) 263-2952

cc: Darrell Guensler, CDFA
Rick Cain, CARF
Brian Davie, CFSA
Steve Chambers, WFA
Steve Lucas, CCA

G. Establishing ERF Eligibility for Fairs Not Participating in Original ERF

- ***ERF-CARF Board Resolution 1999***
- ***ERF Policy-CARF Board Adopted-Minutes of Mtg Feb 23, 1999***

Once F&E had approved a continuing allocation for the CARF Equipment Replacement Fund, there was a discussion at the CARF Board about how to establish eligibility to receive ERF benefits if a Fair had **not** participated in the original ERF. Not every Fair had contributed into the original ERF, even though all Fairs had been directed by F&E to participate. For those Fairs which had participated, which included most CARF member Fairs, there was a "fairness issue" about how to establish eligibility for Fairs that had **not** previously participated.

F&E had directed that CARF set policy for and manage the Fund. Furthermore, certain CARF Directors thought that the JPA could have significant liabilities if some Fairs did not have funds on deposit with CARF and CARF had a responsibility for providing equipment replacement. Staff proposed a program to the CARF Board which would require that earlier non-participating Fairs would pay a "catch-up" deposit equivalent to the amounts that earlier participating Fairs had on deposit in the original ERF. This plan was adopted by the CARF Board in Feb 1999 and has remained policy since that date. The record of these actions is attached in ***ERF-CARF Board Resolution 1999*** and ***ERF Policy-CARF Board Adopted-Minutes of Mtg Feb 23-1999***.

EQUIPMENT REPLACEMENT FUND

Background

Since 1989, CARF has administered an Equipment Replacement Fund to provide for orderly and predictable replacement of technical equipment necessary for satellite wagering operations at Fairs. From its inception, this replacement program has been funded from contributions by participating Fairs. Early in the Fund's implementation, in order to encourage Fairs to participate, the Division agreed to assist CARF Member Fairs through a one-time program of loans and grants.

In 1998, as part of the overall reviews undertaken by the Horse Racing Planning Group, CARF staff began working with the Division of Fairs and Expositions to restructure the funding for this program. As an outgrowth of these discussions, the Division agreed to assume funding for the Fund, leaving to the CARF Board overall responsibility for its administration.

The CARF Board determined that Fairs not current in their contributions should become current before they would become eligible for equipment replacements funded by the new Division allocation. In October of 1998, CARF staff contacted all Fairs not presently current in their contributions, advised them of the restructuring plan, and notified them of the CARF Board determination. In a February 1999 follow-up letter (attached), CARF staff advised these Fairs to propose a plan by February 19, 1999, to the CARF Board as to how they would become current in their payments.

Status

Nine CARF Member Fairs are not current in their payment to the Equipment Replacement Fund. As of February 19, 1999, five Fairs have responded in writing with a proposal to become current: Shasta District Fair, Monterey County Fair, Santa Barbara County Fair, San Bernardino County Fair and Tulare County Fair. These proposals are attached. Kern County Fair responded in writing that it chooses not to participate and requests a direct payment of their loan money from F&E. Riverside County Fair has not responded in writing but has indicated orally that it will not participate. As of the date above, Alameda County Fair and Humboldt County Fair have not responded.

Recommendation

CARF Staff offers the following resolution.

The CARF Board of Directors resolves the following.

1) The CARF Board accepts the proposals put forward by the Shasta District Fair, Anderson, the Monterey County Fair, Monterey, the Santa Barbara County Fair, Santa Maria, the Tulare County Fair, Tulare, and the San Bernardino County Fair, Victorville, for their continuing participation in the CARF Equipment Replacement Fund, contingent upon their meeting the payments outlined in their proposals. CARF staff, with the approval of the Board of Directors, will determine the schedule on which equipment at these Fairs is replaced. Equipment replacement funds allocated by the Division of Fairs and Expositions after January 1998 will not be expended at the Fairs noted above until they have completed the payments which they have proposed.

2) A Fair which has not submitted payments to the Equipment Replacement Fund but shows a balance in its Fund account from F&E loans or grants may receive equipment replacement, not exceeding that amount, with the consent of the Division of Fairs and Expositions.

CALIFORNIA AUTHORITY OF RACING FAIRS

Minutes

Regular Meeting Board of Directors

February 23, 1999

Pursuant to the notice sent to all Directors according to the Bylaws, a regular meeting of the California Authority of Racing Fairs Board of Directors was held at 3:30 p.m., Tuesday, February 23, 1999. The meeting was held in the Jenny Lind room on the Delta King River Boat, 1000 Front Street, Old Sacramento, California.

The following Directors were present: David Elliott, Brad Gessner, Forrest White, Roger Hayes, Corey Oakley. Absent: Stuart Titus and Michael Paluszak.

Guests and staff attending: Greg Hurner, Ethan Hirsch, Rick Cain, Christopher Korby, Eric Johnson, Bernice Dent.

At 3:30 p.m., with a quorum present, President Elliott called the meeting to order. Ms. Dent served as secretary calling the roll and recording the proceedings.

The minutes of January 24, 1999 were unanimously approved upon motion and second by Mr. Oakley and Mr. White.

Under Item III, Review and Action on Equipment Fund Proposals, Mr. Korby reported that the only change to the status report, included in the agenda, was that he had spoken with the Redwood Acres Fair. The fair has indicated that they will attempt to participate but as of yet, has not responded in writing.

Mr. Korby presented a chronological overview of the fund and a brief history of the fairs' participation in that fund. Originally the policy established by F&E was that fairs who received new satellite wagering facilities participate in the Equipment Replacement Fund. Unfortunately the policy was never enforced. It was suggested that a policy be established that fairs would not be able to receive "new" money allocated from the F&E Equipment Replacement Fund until they are current in all payments. Mr. Cain reminded the Board that a year ago, when CARF entered into the project, the goal was to shift the financial responsibility of the Equipment Replacement Fund to the Satellite Wagering Account. The Board, then adopted a policy that CARF would administer the fund as part of its agreement with F&E. It was also agreed that everyone was to come current with their balance, and if not, to put forward a proposal of how they would, thus making all members fully vested. It was also noted that last year, F&E suggested that all fairs keep a "replacement allocation fund" within their budgets for facility improvements.

Mr. Oakley expressed his convictions that a tremendous burden has been placed on the Board. A fair will make CARF an unpaid and unsecured creditor by not participating in the Equipment Replacement Fund. It was agreed that all fairs have the obligation of the requirements for public facilities. By virtue of membership in CARF and by the signing of the JPA agreement, obligations and benefits have to be met. CARF has entered into agreement

with F&E to establish and operate the Fund and has represented to the state that this is a good investment for the State of California. CARF has extended an obligation on behalf of the fairs that they must realize. Mr. Hurner stated that F&E has dedicated authority to CARF for the management of the Equipment Replacement Fund for the benefit of its members who participate in the Fund.

Of the nine fairs that are in the arrears, seven have proposed payment plans; the Board then looked at each proposal individually. Mr. Oakley stated that as he sees it, he identifies three categories: those who have opted out, those who have submitted a payment plan and those who have not responded.


Mr. Oakley moved that no funds are allocated in excess of the current balance until the member's status is current; for the group who has indicated "opting out" the Board will force the issue of their participation; those who have provided "a payment plan" the Board accept a two-year payback plan based on a letter indicating the terms of that plan and for the fairs who have yet to respond, a letter is mailed to them outlining the two options the Board has determined and the importance of the fair maintaining their technical and amenity infrastructures. Mr. Hayes seconded the motion.

Upon further discussion, Mr. Oakley amended the motion as stated added that the payment plan is extended to a maximum of three years. Mr. Hayes concurred. The motion was unanimously carried.

Moving to Item IV, Report on CARF Committee Assignments, Mr. Cain drew the Board attention to the list of committee assignments and noted that the Communications Committee will work closely with Mr. Hayes and Mr. Oakley the fairs representatives to the recently formed California Marketing Committee (CMC).

Under Item V, Discussion on Board of Directors Retreat, Mr. Cain suggested that this item be placed on the agenda for discussion at the next Board meeting. He felt that taking the work done today: the purpose, the value, the goals and note for the record that this was the work of the Board's efforts at today's meeting. It was hoped that it had this information available at the Northern Satellite Wagering Committee and Live Racing Committee meetings scheduled for next week. Mr. White suggested the Board consider today's work at every Board meeting, and in September, be prepared to decide the direction it wishes to take regarding the budget process. Mr. Cain suggested beginning the budget process in May. It was agreed to address a piece of the work (goals and purposes) at every Board meeting to help with the budgeting.

With no further business before the Board, President Elliott adjourned the meeting at 4:40 p.m. upon motion and second by Messrs. White and Hayes.


Bernice Dent, meeting secretary

***H. SAMPLE ERF Participation Letter
to Fair - Indio 1998-2000***

CARF ERF Participation Letters to Fairs - SAMPLE-Indio-1998 – 2000. In response to the policy adopted by the CARF Board, we contacted Fairs that had not participated in the original ERF or had lapsed in payments. The attachment ***CARF ERF Participation Letters -Indio-1998 – 2000*** is a sample of the correspondence with Fairs, encouraging them to undertake a “catch-up” payment plan, as laid out in the policy adopted by the CARF Board. Most Fairs took advantage of this opportunity to participate.



October 23, 1998

Ms Lori Moss
National Date Festival
46-350 Arabia St.
Indio, CA 92201

Dear Lori,

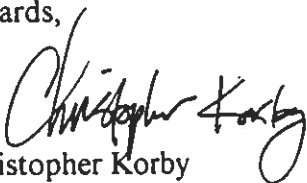
As you know, the California Authority of Racing Fairs administers an Equipment Replacement Fund which provides for orderly and periodic replacement of electronic equipment at Fair Satellite Wagering Facilities. This program has ensured that there is money available to maintain and replace Satellite Facility equipment at current state-of-the-art. In the past, funding for equipment replacement has come from participating Fairs. Effective this year, however, the Division of Fairs and Expositions has agreed to provide an annual allocation to support the Fund, thereby relieving Fairs of that direct obligation. This decision was communicated earlier in a letter from Sharon Jensen. (Please see attached letter.)

The CARF Board of Directors has determined that any Fair behind in its payments to the Fund must become current before that Fair is eligible to receive equipment purchased from the F&E allocation.

We have reviewed our Fund records for your Fair. Our accounts show a current balance of \$29,482 against a replacement value \$101,809 for equipment currently installed at your Fair. Consequently, your accounts require payment of \$72,327 to become current.

Please contact us if you would like to discuss this matter further.

Regards,



Christopher Korby
Director of Technical Operations and Development

cc: CDFA Division of Fairs and Expositions



a California joint powers agency

1776 Tribute Road, Suite 150
Sacramento, California 95815
Office: 916.927.7223 • Fax: 916.263.3341
www.racingfairs.org

March 31, 2000

Ms Belinda McLaughlin
National Date Festival
46-350 Arabia St.
Indio, CA 92201

Dear Belinda,

As you know, the California Authority of Racing Fairs (CARF) administers an Equipment Replacement Fund which provides for orderly and periodic replacement of electronic equipment at Fair Satellite Wagering Facilities. This program has ensured that there is money available to maintain and replace Satellite Facility equipment at current state-of-the-art. In the past, funding for equipment replacement has come from participating Fairs. Effective last year, however, the Division of Fairs and Expositions (F&E) has agreed to provide an annual allocation to support the Fund, thereby relieving Fairs of that direct obligation.

The CARF Board of Directors has determined that any Fair behind in its payments to the Fund must become current before that Fair is eligible to receive equipment purchased from the F&E allocation.

We have reviewed our Fund records for your Fair. Our accounts show a current balance of \$29,482 against a replacement value \$101,809 for equipment currently installed at your Fair. Consequently, your accounts require payment of \$72,327 to become current.

Please contact us if you would like to discuss this matter further.

Regards,

Christopher Korby
Interim Executive Director

cc: CDFA Division of Fairs and Expositions

RIVERSIDE
COUNTY



**RIVERSIDE COUNTY FAIR &
NATIONAL DATE FESTIVAL**

ECONOMIC DEVELOPMENT AGENCY
COUNTY OF RIVERSIDE

46-350 ARABIA ST. ❖ INDIO, CALIFORNIA 92201

OFFICE: 760/863-8247 ❖ FAX: 760/863-8973

WWW.DATEFEST.ORG 800-811-FAIR



July 21, 2000

Chris Korby
California Authority of Horse Racing
1776 Tribute Road, Suite 150
Sacramento, CA 95815

Dear Mr. Korby:

Recently our first payment was sent to CARF for the Equipment Fund. Equal payments will be made approximately about the same time for the next two years.

As you are aware, we have just received another IRD to be used for the Fair Meadows signal. As it stands we had problems with the last IRD sent, due to the fact we had no room to hook it up.

In order to provide quality services to our customers, we would greatly appreciate your assistance in upgrading our equipment, getting the infotext working and replacing old televisions. With the payment of the first installment, what is the timeframe in receiving CRAF's assistants with the new upgrades?

Sincerely,

Belinda J. McLaughlin
Assistant Director of EDA/
Fair Manager

YEAR 2001 FAIR DATES: FEBRUARY 16-25

RIVERSIDE COUNTY FAIR & NATIONAL DATE FESTIVAL ❖ JOB TRAINING ❖ HOUSING
REDEVELOPMENT ❖ ECONOMIC DEVELOPMENT ❖ COMMUNITY DEVELOPMENT ❖ AVIATION

RIVERSIDE
COUNTY




**RIVERSIDE COUNTY FAIR &
NATIONAL DATE FESTIVAL**

ECONOMIC DEVELOPMENT AGENCY
COUNTY OF RIVERSIDE

46-350 ARABIA ST. ❖ INDIO, CALIFORNIA 92201

OFFICE: 760/863-8247 ❖ FAX: 760/863-8973

WWW.DATEFEST.ORG 800-811-FAIR



August 15, 2000

Chris Korby
California Authority of Horse Racing
1776 Tribute Road, Suite 150
Sacramento, CA 95815

Dear Mr. Korby:

This letter is to confirm that the Riverside County Fair and National Date Festival will make two additional installments to the Equipment Fund.

The second installment will occur by the end of June 2001, and the third and final installment by the end of June 2002.

If you have any questions, please feel free to call.

Sincerely,

Belinda J. McLaughlin
Assistant Director of EDA/
Fair Manager

YEAR 2001 FAIR DATES: FEBRUARY 16-25

RIVERSIDE COUNTY FAIR & NATIONAL DATE FESTIVAL ❖ JOB TRAINING ❖ HOUSING
REDEVELOPMENT ❖ ECONOMIC DEVELOPMENT ❖ COMMUNITY DEVELOPMENT ❖ AVIATION

I. Inventory

- ***Inventory Value with Equipment Replacement Projected by Year through 2014-080501***
- ***2009-2010 Fiscal Yr ERF Projects***
- ***Fair Satellite Inventory-TVs-Big Screens-Projectors by Facility + Totals***

CARF has continued to plan equipment replacement schedules based on site-by-site inventories, projected useful lifetime of equipment and original installation histories. The most recent version of the multiple-year equipment replacement projection is shown in the file ***Inventory Value with Equipment Replacement Projected by Year through 2014-080501*** which we prepared in 2008.

This schedule projected a seven year replacement plan, 2008 through 2014. The color-coded spreadsheet cells show the target year by which a complete equipment replacement cycle will be completed for each Fair location. The file ***2009-2010 Fiscal Yr ERF Projects*** shows specific replacement projects we laid out for 2009-10. A summary of inventory, showing the number of TV's, big screens and projectors is attached for your reference as document **I.3.**

This does not include satellite dishes, head-end equipment or other such control equipment also required for satellite operation. It may be of interest that our network contains four thousand seven hundred sixteen (4,716) screens of various types.

**California Authority of Racing Fairs
Equipment Replacement Fund
Projected Equipment Replacement 2008 - 2014**

		12/31/2008	12/31/2009	12/31/2010	12/31/2011	12/31/2012	12/31/2013	12/31/2014
Eureka	Replacement Equipment Needed	\$ 69,149.29	\$ 12,051.73	\$ 13,678.01	\$ 14,127.75	\$ 14,480.50	\$ 14,795.65	\$ 15,145.95
	Ending Inventory	\$ 69,149.29	\$ 73,298.25	\$ 77,696.14	\$ 82,357.91	\$ 87,299.39	\$ 92,537.35	\$ 98,089.59
Santa Barbara	Replacement Equipment Needed	\$ 162,624.80	\$ 28,343.18	\$ 32,167.85	\$ 33,225.53	\$ 34,055.14	\$ 34,796.31	\$ 35,620.13
	Ending Inventory	\$ 162,624.80	\$ 172,382.29	\$ 182,725.22	\$ 193,688.74	\$ 205,310.06	\$ 217,628.66	\$ 230,686.38
Vallejo	Replacement Equipment Needed	\$ 202,169.51	\$ 35,235.26	\$ 39,989.95	\$ 41,304.83	\$ 42,336.17	\$ 43,257.57	\$ 44,281.71
	Ending Inventory	\$ 202,169.51	\$ 214,299.68	\$ 227,157.66	\$ 240,787.12	\$ 255,234.34	\$ 270,548.41	\$ 286,781.31
Victorville	Replacement Equipment Needed	\$ 126,597.46	\$ 22,064.13	\$ 25,041.50	\$ 25,864.86	\$ 26,510.68	\$ 27,087.66	\$ 27,728.97
	Ending Inventory	\$ 126,597.46	\$ 134,193.31	\$ 142,244.91	\$ 150,779.61	\$ 159,826.38	\$ 169,415.96	\$ 179,580.92
Indio	Replacement Equipment Needed	\$ 36,953.66	\$ 187,753.36	\$ 29,476.28	\$ 33,520.91	\$ 34,749.51	\$ 35,599.49	\$ 36,501.65
	Ending Inventory	\$ 177,695.19	\$ 187,753.36	\$ 199,018.56	\$ 210,959.68	\$ 223,617.26	\$ 237,034.29	\$ 251,256.35
Santa Maria	Replacement Equipment Needed	\$ 35,426.46	\$ 180,120.77	\$ 31,392.48	\$ 35,628.62	\$ 36,856.49	\$ 37,669.01	\$ 38,534.16
	Ending Inventory	\$ 170,446.55	\$ 180,120.77	\$ 190,928.02	\$ 202,383.70	\$ 214,526.72	\$ 227,398.33	\$ 241,042.23
Stockton	Replacement Equipment Needed	\$ 67,279.08	\$ 341,830.63	\$ 59,576.20	\$ 67,615.49	\$ 69,945.73	\$ 71,487.70	\$ 73,129.58
	Ending Inventory	\$ 323,518.26	\$ 341,830.63	\$ 362,340.47	\$ 384,080.90	\$ 407,125.75	\$ 431,553.30	\$ 457,446.49
Anderson:	Replacement Equipment Needed	\$ 17,478.13	\$ 19,726.31	\$ 93,559.92	\$ 16,306.16	\$ 18,535.83	\$ 19,118.38	\$ 19,563.40
	Ending Inventory	\$ 84,045.35	\$ 89,088.08	\$ 93,559.92	\$ 99,173.52	\$ 105,123.93	\$ 111,431.36	\$ 118,117.25
National Orange	Replacement Equipment Needed	\$ 97,211.41	\$ 109,715.61	\$ 520,370.19	\$ 90,693.09	\$ 103,094.28	\$ 106,334.36	\$ 108,809.53
	Ending Inventory	\$ 467,451.11	\$ 495,498.18	\$ 520,370.19	\$ 551,592.41	\$ 584,687.95	\$ 619,769.23	\$ 656,955.38
Monterey	Replacement Equipment Needed	\$ 38,555.82	\$ 43,515.11	\$ 44,749.33	\$ 216,882.04	\$ 37,867.35	\$ 42,907.91	\$ 44,311.60
	Ending Inventory	\$ 185,399.24	\$ 196,523.19	\$ 208,314.58	\$ 216,882.04	\$ 229,894.96	\$ 243,688.66	\$ 258,309.98
Perris	Replacement Equipment Needed	\$ 65,998.96	\$ 74,487.80	\$ 76,600.45	\$ 371,251.49	\$ 64,820.07	\$ 73,448.34	\$ 75,851.13
	Ending Inventory	\$ 317,360.66	\$ 336,402.30	\$ 356,586.44	\$ 371,251.49	\$ 393,526.58	\$ 417,138.17	\$ 442,166.46
Tulare	Replacement Equipment Needed	\$ 18,738.60	\$ 21,148.91	\$ 21,748.76	\$ 105,407.53	\$ 18,404.03	\$ 20,853.81	\$ 21,536.02
	Ending Inventory	\$ 90,106.43	\$ 95,512.82	\$ 101,243.59	\$ 105,407.53	\$ 111,731.98	\$ 118,435.90	\$ 125,542.05
Fresno	Replacement Equipment Needed	\$ 47,656.69	\$ 53,786.94	\$ 55,312.53	\$ 56,361.37	\$ 281,049.29	\$ 48,982.88	\$ 55,592.70
	Ending Inventory	\$ 229,163.00	\$ 242,912.78	\$ 257,487.55	\$ 272,936.80	\$ 281,049.29	\$ 297,912.25	\$ 315,786.98
Santa Rosa	Replacement Equipment Needed	\$ 68,453.29	\$ 77,108.85	\$ 79,280.90	\$ 80,782.95	\$ 402,768.73	\$ 70,196.84	\$ 79,669.30
	Ending Inventory	\$ 328,568.04	\$ 348,282.12	\$ 369,179.05	\$ 391,329.79	\$ 402,768.73	\$ 426,934.85	\$ 452,550.95
Lancaster	Replacement Equipment Needed	\$ 48,571.58	\$ 54,622.75	\$ 56,152.31	\$ 57,215.39	\$ 58,374.64	\$ 298,393.22	\$ 52,005.68
	Ending Inventory	\$ 232,777.10	\$ 246,743.72	\$ 261,548.34	\$ 277,241.25	\$ 293,875.72	\$ 298,393.22	\$ 316,296.81
Pleasanton	Replacement Equipment Needed	\$ 74,031.94	\$ 85,382.54	\$ 87,987.58	\$ 89,671.60	\$ 91,484.56	\$ 468,559.40	\$ 81,663.21
	Ending Inventory	\$ 363,285.25	\$ 385,082.36	\$ 408,187.30	\$ 432,678.54	\$ 458,639.25	\$ 468,559.40	\$ 496,672.96
Turlock	Replacement Equipment Needed	\$ 49,431.85	\$ 55,790.17	\$ 57,372.55	\$ 58,460.45	\$ 59,644.56	\$ 24,821.81	\$ 318,425.59
	Ending Inventory	\$ 237,697.98	\$ 251,959.86	\$ 267,077.45	\$ 283,102.10	\$ 300,088.23	\$ 318,093.52	\$ 318,425.59
Ventura	Replacement Equipment Needed	\$ 81,599.04	\$ 91,760.23	\$ 94,329.26	\$ 96,115.07	\$ 98,062.48	\$ 40,827.97	\$ 523,377.82
	Ending Inventory	\$ 391,041.25	\$ 414,503.73	\$ 439,373.95	\$ 465,736.39	\$ 493,680.57	\$ 523,301.41	\$ 523,377.82

2010 ERF Projects
Fiscal Year 2010 (1 July 2009 - 30 June, 2010)

	Action	Cost (Estimated)	Date	Priority	Status
Redwood acres	TVs removed along with decoders Control equipment remains				
	Install OTB in Bear River Casino	\$15,000	3/21/10	1	Pending
Turlock	Replace 6 - 42" TVs	\$6,337	12/2/09		Completed
Vallejo	Visit Pending; Big Screen TVs in the KIOSK area are 12 years old Need to be replaced	\$8,000			Pending
Lancaster	26 - 9" Phillips have button issues Replaced with 10" LCDs	\$5,500		1	Done
	Would like 7 additional Sec Cameras	\$3,000		2	Approved 50%
Perris	1. Install 9-42" LCDs in Bar; 3 - 53 " LCDs in Bar JR Soufettes (9) Installation	\$8,300 \$4,700 \$3,500 \$2,000		1	Done Done Done Done
	2. Move 2 - 35" LCDs to bar area	\$1,000		2	
	Install 4- 42 LCDs above tote stands	\$6,000		2	
	3. Install 8 - 15" LCDs in bar area	\$3,000		3	
	4. Install 12 - 10" LCDs in carolls	\$2,250		3	
	5. Repair TV mounts for Smoking Area.	\$250			
	6. Replace Modulators	\$14,000		3	Done
Nat'l Orange	1. 11 - 42" LCDs; 1 - 53"LCD in bar JR Soufettes- (11) Installation	\$10,000 \$3,600 \$2,000		1	Done
	2. Sports bar - same set up	\$15,600		2	Pending
	3. 4 - 53" LCDs in entrance way	\$9,000		2	Pending
	4. 14 - 15" LCDs in Clubhouse	\$4,500		2	Pending
	5. Move tote display - install cabinet with 8 tvs. Similar to Turlock	\$12,000		3	Pending
Due 10 swapout (Maint comp only)		\$90,639		0	
Santa Maria	Due 09 swapout (Maint comp only) Replaced Defective TVs only	\$36,000		0	
Santa Rosa	1. 11 - 42" LCDs; 1 - 53"LCD in bar JR Soufettes- (11) Installation	\$10,000 \$3,600 \$2,000		1	Pending
	2. Install 10" LCD TVs in Clubhouse	\$3,000		1	Pending
Santa Barbara	All equipment removed 12/18/2009				

2010 ERF Projects
Fiscal Year 2010 (1 July 2009 - 30 June, 2010)

Indio	Due 09 Swapout (Maint Comp only)	\$37,000	0	
	Replace 4 projectors - old NECs	\$6,000	1	Done
	Replace remaining 8 -32" with LCDs	\$9,600	1	Pending
	Replace 15 soufettes	\$6,000	1	Pending
Fresno	Maintenance Only			
Alameda	Install 11 - 42" LCDs in Bar	\$13,500	12/8/09	Completed
	Replace Modulators	\$14,000	1	
Tulare	Pending replacement with Sports Bar			
	Tvs for outside patio	\$8,000	1	Jun-10
			2	
Monterrey	Audio Upgrade	\$1,200	1	Completed
	Bar and Tvs for sports bar concept	\$12,000	2	Pending
	OTB in Salinas	\$15,000	1	Pending
Victorville	Purchase 6 - 42" & 2 52" LCDs	\$10,584	12/15/09	Done
	Simo Fac moved		1/30/10	Done
Ventura	Replaced tvs in clubhouse	\$3,500		Done
Anderson	Due 10 Swapout	\$16,306		
	Visit April 18			
Total		\$406,160		

California Authority of Racing Fairs Satellite Facility Screen Inventory

	Small TV's - 20" & under	TV's - 26"-35"	Big Screens - 40" & Up	Projectors
Anderson	1	35	8	0
Bakersfield	16	18	11	4
Cal Expo	289	70	14	15
Del Mar	575	321	63	14
Eureka	2	14	8	0
Fresno	66	19	15	6
Indio	65	43	28	3
Lancaster	209	58	14	6
Monterey	57	64	16	0
National Orange Show	222	205	4	12
Perris	197	12	0	14
Pleasanton	234	124	7	13
Santa Barbara	47	32	39	0
Santa Maria	7	61	18	0
Santa Rosa	62	73	16	7
Stockton	116	104	12	7
Tulare	2	25	12	0
Turlock	22	50	23	8
Vallejo	37	38	27	0
Ventura	144	441	0	14
Victorville	19	44	21	0
Total Screens	2389	1851	356	123
				4719

J. ERF Annual Expenditure Analysis - 1998-2009

This is a spreadsheet format that we have used to track annual ERF expenditures by location, showing site-by-site cumulative expenditures, with check-sum columns showing comparative expenditures, equipment inventory dollar value, and a comparative pro-rata inventory value.

Please look at the columns headed “*Totals*” and “*% of Total Exp*”: these columns show the actual expenditures that CARF has made from the Fund, shown by Fair location and by percentage of overall expenditures.

Now look at the column “*Equip Value*” and the column “*% Total*”: these columns show the dollar value of inventory at each location and the pro-rata percentage value of equipment at each location. Compare the actual expenditures (“*Totals*”) and the percentage of total expenditures that it represents (“*% of Total Exp*”) to the inventory value (“*Equip Value*”) and the pro-rata percentage of equipment value at each site (“*%Total*”).

This spreadsheet format helps us track balanced expenditures, both by relative size of expenditures and comparative parity by inventory value at each site.

California Authority of Racing Fairs
LOU IV
21490-0-0-A

Equipment Replacement Fund														
	2001	2002	2003	2004	2005	2006	2007	2008	2009	Totals	% of Total Exp	Equip Value 2005	%Total	
Anderson	1,240.00	940.46	853.98	2,338.07	588.85		675.00	1,304.36	3,416.02	11,356.74	0.32%	79288	2.03%	
Bakersfield			400.00			2,420.22		329.36		3,149.58	0.09%	58105	1.49%	
Del Mar	28,161.98	10,358.03	143,943.98	31,190.36	47,698.74	2,069.12				263,422.21	7.35%	398252	10.20%	
Eureka	36,429.81		3,855.36	970.00	6,876.35			18,133.74	2,437.50	68,702.76	1.92%	65235	1.67%	
Fresno	11,618.72		5,562.21		16,196.67	5,023.90	8,643.04	17,501.42	16,416.47	80,962.43	2.26%	147010	3.76%	
Indio	1,100.00	6,813.81	9,272.50	3,375.83	58,633.85	2,366.62	5,047.29	4,037.68	27,985.14	118,632.72	3.31%	152447	3.90%	
Lancaster	4,358.35	19,310.56	1,589.00	20,855.22	21,146.37	20,910.57	18,442.52	1,813.83	5,996.52	114,422.94	3.19%	108642	2.78%	
Lake Perris	28,892.17	31,060.74	54,005.13	23,329.06	20,312.16	34,934.80	23,258.53	16,985.30	26,112.45	258,890.34	7.22%	200402	5.13%	
Monterey	65,941.34	44,803.56	20,121.49	9,885.88	20,719.17		1,988.78	329.36	3,418.04	167,207.62	4.66%	142581	3.65%	
Pleasanton	94,385.66	118,803.42	37,936.71	2,605.98	32,782.67	7,851.35	15,799.12	15,359.08	22,860.34	348,384.33	9.72%	311581	7.98%	
Sacramento	32,999.69	57,558.56	137,229.94	30,067.78	25,393.63	3,902.57				287,152.17	8.01%	317809	8.14%	
San Bernardino (NOS)	35,183.77	93,573.89	25,773.36	13,204.66	110,728.89	5,152.18	13,154.70	31,673.64	30,895.22	359,340.31	10.02%	409033	10.47%	
San Mateo								2,889.00		2,889.00	0.08%			
Santa Barbara (19th)	8,044.24	3,317.65	9,064.73	17,300.05	66,087.25	388.60	12,691.36	6,106.98	6,768.17	129,769.03	3.62%	131640	3.37%	
Santa Maria (37th)	7,084.00	813.51	4,049.92	48,267.18	11,616.84	778.58	10,840.00		9,977.66	93,427.69	2.61%	136512	3.50%	
Santa Rosa	10,718.39	13,430.29	54,058.32	34,627.55	100,911.64	10,285.78	29,553.51	12,717.34	4,910.38	271,213.20	7.56%	254340	6.51%	
Stockton	1,990.11	47,912.45	90,813.48	5,618.22	11,325.57	6,782.12	9,830.17	4,354.89		178,627.01	4.98%	252146	6.46%	
Tulare	3,514.52		33,199.88					8,431.09	1,853.74	46,999.23	1.31%	85006	2.18%	
Turlock	8,517.46	5,008.26	87,321.21	84,158.47	8,527.85	4,287.96	18,748.54	5,505.65	12,095.21	234,170.61	6.53%	149013	3.82%	
Vallejo	2,870.74	225.00	1,669.02	67,983.15	2,294.29	567.48	543.66	437.26	23,287.26	99,877.86	2.79%	154325	3.95%	
Ventura	23,930.79	52,083.26	81,404.81	51,323.97	35,721.82	18,371.76	14,742.66	16,032.87	22,714.71	316,326.65	8.82%	242332	6.21%	
Victorville	31,525.95	730.00	1,375.00	7,042.75	39,947.45	1,140.00	26,638.96	2,072.38	20,389.81	130,862.30	3.65%	109152	2.80%	
Expenditures by location											3,585,786.73	100.00%	3904851	100.00%
Spare/Trans				52,604.43	(3,555.75)	13,036.87	17,565.70	2,499.38		82,150.63				
Humboldt					4,718.98					4,718.98				
Internet (Tachyon), My									67.09	50,044.35				
Local Hotspot,Ca										33,485.12				
Image,Washington										0.00				
Invent,Chrims			16,115.49	5,577.46	27,542.76	741.55								
Insurance Expense	16,322.54	11,579.30	5,583.28											
Maintenance Expense	0.00	0.00												
Miscellaneous Exp/Staff time	27,210.07	36,802.04	69,165.44	56,966.08	60,311.57	78,905.97	53,588.91	61,447.92	67,892.47	512,290.47				
Administration Fee	19,845.57	26,621.65	56,140.00	26,118.61	44,125.00	11,209.10	17,772.00	12,620.00	18,306.00	232,757.93				
Security/Storage		999.96	4,355.00	4,242.00	9,730.00	3,530.00	7,380.00	3,805.00	4,080.00	38,121.96				
Total Expenditures	501,885.87	582,746.40	954,859.24	599,652.76	780,382.62	234,657.10	306,904.45	246,387.53	331,880.20	4,539,356.17				

K. Fair Satellite Network - Locations and Pari-Mutuel Distributions - 2007-2009

This report describes the Fairs and details its contributions to the California racing industry. It is especially important to note the commissions that flow to Fairs which conduct satellite wagering; this is a measure of the importance of this activity as a source of revenue for Fairs.

In our estimation, there are a number of important **business** benefits provided to CARF member Fairs by the Equipment Replacement program. The ERF helps protect and preserve an important business activity and source of revenue at Fairs. Some of these benefits are listed below.

- This program has helped keep Fair satellite facilities operating and generating revenue for Fairs, **without any significant equipment failures for twenty years**. Every Fair has been equipped with sufficient redundancy to deal with intermittent failures. Proper maintenance and replacement of equipment, based on a schedule of its anticipated useful life-time, prevent significant failures. Business continues without interruption.
- Satellite wagering is one of the significant revenue generating business activities for Fairs. In 2009, satellite wagering generated \$8.78 million in commissions to participating Fairs.
- Fair satellite wagering facilities operate in an increasingly competitive environment. This program has helped keep Fair satellites state-of-the-art and competitive with tribal casinos and other competitors.
- The program has also provided first-class, specialized technical support that is not easy to find in local markets. This specialized, high-quality technical support has been provided at no cost to participating Fairs.
- Since 1998, because of the continuing allocation agreement that CARF negotiated with CDFA F&E, F&E funding through CARF has relieved Fairs of the financial burden of replacing this equipment from their own scarce funds. Since 1998, those equipment expenditures can be measured in the millions of dollars.

California Fairs' Satellite Network



Artist Rendering of the Alameda County Fair Satellite Wagering Facility in Pleasanton, CA

- **Map of Satellite Network Locations**
- **Facility Descriptions**
- **Pari-Mutuel Handle and Distributions
2007 - 2008 - 2009**




Presented by: Christopher Korby, Executive Director
California Authority of Racing Fairs
February 2010



Fair Satellite Wagering Facilities



California Fairs Satellite Network

Location	Fair/Regional Description	Table/ Carrel Seating	 Food Service					 Vehicle Parking	 Viewing Displays			
			Restaurant	Deli	Grill	Catering	Beverages & Full Bar		Television	Big Screen TV's	Jumbo Screen TV's	Carrel tabletop TV's
Anderson	Shasta District Fair	240		✓	✓	✓	✓	505	12	5		
Bakersfield	Kern County Fair	600		✓		✓	✓	Unlimited	26	12	2	
Del Mar	San Diego County Fair	3,500	✓	✓		✓	✓	12,000	425	40	4	
San Mateo	San Mateo County Fair	900		✓	✓	✓	✓	Unlimited	175	10	16	
Fresno	Big Fresno Fair	600		✓	✓	✓	✓	3,000	13	16	6	
Indio	Riverside County Fair	500		✓	✓	✓	✓	400	50	10		
Lancaster	Antelope Valley Fair	450		✓	✓	✓	✓	400	60		6	120
Monterey	Monterey California Fair	332		✓	✓	✓	✓	235	18	4		8
Perris	Southern California Fair	350		✓		✓	✓	250	65	6		54
Pleasanton	Alameda County Fair	800	✓	✓	✓	✓	✓	1,500	95		10	60
Pomona	Los Angeles County Fair	1,000	✓			✓	✓	45,000	65	8		147
Sacramento	Cal Expo & State Fair	950	✓	✓	✓	✓	✓	10,140	105		15	90
San Bernardino	National Orange Show	1,400	✓	✓		✓	✓	1,500	175		14	42
San Jose	Santa Clara County Fair	132		✓		✓	✓	475	20	10		
Santa Maria	Santa Barbara County Fair	250		✓	✓	✓	✓	565	42	14		
Santa Rosa	Sonoma County Fair	600	✓	✓	✓	✓	✓	1,000	90		8	20
Stockton	San Joaquin Fair	500		✓	✓	✓	✓	750	120	14	10	
Tulare	Tulare County Fair	300		✓	✓	✓	✓	1,000	14	6		
Turlock	Stanislaus County Fair	200		✓	✓	✓	✓	1,000	12	6	6	
Vallejo	Solano County Fair	250		✓	✓	✓	✓	250	40	16		
Ventura	Ventura County Fair	600		✓	✓	✓	✓	1,700	165		14	26
Victorville	San Bernardino County Fair	350		✓	✓	✓	✓	350	26	8		

PARI-MUTUEL DISTRIBUTIONS REPORT FOR

SATELLITE FACILITIES LOCATED AT CALIFORNIA FAIRS

2009

CHRRMS Detailed Distribution Report

Date Range: 01/01/2009 - 12/31/2009

Report By: Location

Race Type: All Races

Location Types: Fairs

Hosts: All Hosts

Breed: Thoroughbreds

Locations: On/Off:

All Locations Off Track

Tracks: All Tracks

Location	Handle	License	CHRB Support Fee	F&E	City & County Tax	N/SCOTWinc Exp. Fund	UC Davis Equine Research	Satellite Location	Van/Stable Fund	Work Comp.	CMC Promotion	PFAB509	Track Commission	Purses	Owners	Breeders/ Sires	To Out of State Tracks	Total Distributions	Attendance
Anderson	2,099,707	0	4,166	1,808	6,838	75,236	2,100	41,441	24,774	3,533	8,295	0	101,095	100,557	1,446	10,946	29,568	411,802	7,584
Bakersfield	6,674,603	0	12,425	5,252	21,769	239,927	6,675	131,933	76,588	13,582	26,474	1,715	327,161	325,764	4,469	34,678	82,228	1,310,641	33,064
Eureka	1,442,242	0	1,460	1,038	4,707	51,247	1,442	28,524	17,112	2,058	5,705	0	63,523	63,565	998	7,490	22,353	271,223	2,724
Ferridale	172,728	0	398	381	570	10,364	173	3,455	2,071	387	691	0	6,903	6,783	121	844	1,460	34,601	
Fresno	6,638,013	0	11,894	5,420	21,623	235,595	6,638	131,409	76,546	12,629	26,284	1,271	318,506	316,780	4,467	34,503	95,895	1,299,090	28,267
Fresno Club One	2,929,022	0	6,318	2,692	9,585	105,171	2,929	58,088	33,799	5,874	11,636	971	144,555	143,939	1,972	15,295	39,103	581,927	5,723
Lake Perris	13,502,685	0	49,965	11,994	44,305	364,193	13,503	268,518	163,766	30,800	53,894	1,916	668,586	660,928	9,171	73,772	134,133	2,549,445	65,786
Lancaster	13,230,943	0	48,411	11,970	43,425	358,312	13,231	263,181	159,697	28,102	52,796	3,189	673,898	666,673	8,943	72,164	151,670	2,555,662	63,719
Monterey	6,455,496	0	11,825	4,146	21,056	226,746	6,456	127,611	74,015	11,304	25,569	2,453	323,494	321,802	4,319	33,980	102,167	1,296,541	27,486
Pleasanton	35,393,360	0	71,261	31,549	115,988	1,273,014	35,394	702,957	412,095	66,013	140,771	8,172	1,697,129	1,691,097	24,049	185,105	459,182	6,913,775	117,055
Pomona	47,180,771	0	195,825	39,275	155,012	1,210,381	47,181	939,467	573,077	105,411	188,168	11,601	2,426,358	2,399,074	32,092	259,598	489,973	9,072,494	165,023
Sacramento	24,479,836	0	46,900	21,043	79,984	885,604	24,480	484,752	280,263	46,032	97,776	684	1,093,812	1,090,318	16,355	127,825	339,679	4,635,509	97,970
San Bernardino	26,306,624	0	95,667	24,355	66,367	715,518	26,307	523,437	318,068	60,824	105,074	4,542	1,328,615	1,314,121	17,812	143,564	279,318	5,043,590	136,508
San Jose	30,113,338	0	59,767	26,498	98,849	1,105,664	30,114	599,082	347,779	59,062	119,970	11,521	1,487,915	1,482,022	20,292	157,056	400,947	6,006,538	125,769
San Mateo County	71,996,382	0	149,569	67,578	236,545	2,653,283	71,997	1,433,608	841,091	137,324	286,803	20,999	3,507,760	3,495,884	49,076	376,432	926,899	14,254,847	207,626
Santa Barbara	5,092,580	0	17,554	4,732	16,632	134,917	5,093	100,799	62,735	10,343	20,181	0	256,950	253,564	3,513	27,732	73,443	988,188	16,497
Santa Maria	5,251,315	0	19,522	4,757	17,185	137,163	5,252	104,151	64,996	10,887	20,830	105	263,924	260,340	3,640	28,737	61,943	1,003,431	15,045
Santa Rosa	10,420,797	0	20,312	9,096	33,915	362,121	10,421	205,542	120,371	19,756	41,145	2,676	499,183	498,096	7,025	54,251	142,701	2,026,611	54,299
Shallimar (Indio)	6,325,869	0	19,589	4,755	20,685	166,518	6,326	125,359	77,759	14,832	25,117	44	323,961	319,864	4,354	34,422	73,796	1,217,380	26,981
Stockton	16,398,362	0	34,707	16,435	53,752	596,577	16,399	325,769	189,797	32,687	65,282	4,639	800,814	798,022	11,075	85,675	211,377	3,243,007	75,479
Surfside Race Place	52,086,933	0	145,702	30,495	170,500	1,383,415	52,087	1,033,330	636,458	110,638	206,764	9,131	2,440,663	2,408,135	35,642	282,289	615,299	9,560,558	167,273
Tulare	3,317,738	0	6,673	3,065	10,838	119,669	3,318	65,684	39,232	5,372	13,143	108	151,680	150,885	2,289	17,337	45,549	634,844	13,927
Turlock	8,098,763	0	17,090	7,611	26,502	296,919	8,099	160,619	95,857	13,146	32,138	324	394,061	392,000	5,593	42,343	122,094	1,614,394	28,129
Vallejo	14,124,551	0	28,775	13,779	46,345	526,094	14,125	280,881	162,967	28,830	56,217	6,447	697,972	695,071	9,509	73,492	183,364	2,823,868	60,269
Ventura	24,844,298	0	95,667	21,542	81,551	661,038	24,845	494,248	303,847	51,243	99,022	3,359	1,267,564	1,252,365	17,016	136,106	305,150	4,814,563	77,759
Victorville	7,248,843	0	27,284	6,899	23,793	199,498	7,249	144,201	86,774	16,608	28,897	2,899	368,356	364,652	4,859	39,420	77,835	1,399,204	47,111
(Total: 27 records)	441,825,799	0	1,198,698	378,165	1,448,319	14,094,184	441,837	8,777,686	5,241,546	897,276	1,758,641	98,766	21,634,439	21,472,301	300,097	2,354,655	5,467,125	85,563,734	1,667,073

\$14.1 Million

NCOTWinc. & SCOTWinc.

Expense Fund

\$21.6 Million

Track Commissions

\$21.4 Million

to Purses

\$2.4 Million

Breeders & Sires Programs

\$85.6 Million

in Total Industry

Distributions

In 2009, 1,667,073 patrons visited Fair Satellite Wagering Facilities and bet \$441.8 million, contributing \$85.6 million to the CA racing industry.

PARI-MUTUEL DISTRIBUTIONS REPORT FOR SATELLITE FACILITIES LOCATED AT CALIFORNIA FAIRS 2008

CHRIMS Detailed Distribution Report

Date Range: 01/01/2008 - 12/31/2008
Report By: Location

Race Type: All Races
Location Types: Fairs

Hosts: All Hosts
Breeds: Thoroughbreds

Locations: All Locations
On/Off: Off Track

Tracks: All Tracks

Location	Handle	License	City & County Tax	N/SCOTWinc Exp. Fund	UC Davis Equine Research	Satellite Location	Van/Stable Fund	Work Comp	CMC Promotion	Track Commission	Purses	Owners	Breeders/ Sires	To Out of State Tracks	Total Distributions	Attendance
Anderson	2,378,571	28,930	7,740	77,237	2,379	46,912	26,936	4,534	9,387	115,728	115,237	1,639	12,328	30,968	479,956	8,189
Bakersfield	7,279,476	87,555	23,771	243,636	7,280	144,066	80,477	14,998	29,025	357,264	356,099	4,894	37,756	84,119	1,470,940	32,761
Eureka	1,878,261	23,313	6,140	57,213	1,879	37,214	21,420	2,993	7,443	88,175	88,207	1,302	9,852	28,061	373,212	3,887
Ferrdale	192,524	1,531	635	11,551	193	3,850	2,212	446	770	7,439	7,306	135	924	1,453	38,447	
Fresno	8,961,003	106,501	29,233	294,494	8,961	177,168	100,146	18,116	35,589	432,548	430,451	6,092	46,385	115,028	1,800,713	31,950
Fresno Club One	2,696,150	32,189	8,855	91,234	2,697	53,669	30,008	5,920	10,811	133,158	132,816	1,824	14,053	30,849	548,081	5,493
Lake Perris	17,566,696	357,452	57,671	473,013	17,567	349,520	176,784	41,970	70,256	852,053	841,849	11,987	93,751	153,945	3,497,818	75,215
Lancaster	14,965,410	301,072	49,123	404,961	14,966	297,714	149,945	32,765	59,903	734,253	725,909	10,168	79,821	153,033	3,013,634	75,343
Monterey	10,118,537	118,687	33,130	368,091	10,119	200,787	113,059	17,991	40,372	478,663	475,632	6,877	52,131	150,050	2,065,590	30,417
Pleasanton	40,025,036	488,559	131,280	1,281,634	40,025	795,636	449,601	82,211	159,845	1,970,419	1,968,418	27,345	209,536	456,075	8,065,328	129,350
Pomona	47,778,698	973,174	157,037	1,221,634	47,779	951,738	481,214	111,757	191,261	2,387,339	2,359,255	32,672	256,421	458,799	9,630,080	151,415
Sacramento	28,538,753	343,489	93,336	940,830	28,539	565,673	314,596	57,649	114,084	1,286,742	1,285,158	19,133	148,495	353,659	5,551,384	110,890
San Bernardino	32,262,038	647,499	105,956	875,246	32,262	642,160	323,886	75,860	129,185	1,585,213	1,567,057	21,948	172,140	314,837	6,493,248	142,907
San Jose	37,217,103	446,124	122,282	1,281,388	37,217	741,104	416,150	73,854	149,118	1,812,915	1,808,126	25,311	193,758	465,383	7,572,730	124,951
San Mateo	27,204,748	319,458	89,107	889,462	27,205	540,043	305,523	55,321	108,506	1,346,232	1,342,846	18,553	141,576	313,078	5,496,911	89,266
Santa Barbara	6,718,134	135,933	21,986	178,131	6,718	133,246	68,161	14,704	26,711	326,981	322,691	4,621	35,778	78,875	1,354,534	22,386
Santa Maria	6,079,864	124,038	19,930	161,927	6,080	120,790	61,843	12,564	24,212	290,456	286,561	4,190	32,426	63,195	1,208,213	20,342
Santa Rosa	12,454,092	151,965	40,645	397,094	12,454	246,334	139,133	25,449	49,496	607,660	606,926	8,462	64,882	150,399	2,500,898	63,165
Shalimar (Indio)	7,239,549	148,349	23,712	190,146	7,240	143,706	74,019	18,485	28,793	361,790	357,080	4,993	38,621	68,965	1,465,899	28,625
Stockton	20,194,698	246,032	66,240	660,474	20,195	401,456	225,927	41,174	80,733	991,421	990,075	13,742	105,531	239,948	4,082,948	85,941
Surfside Race Place	64,078,779	1,292,925	209,956	1,695,745	64,079	1,272,459	647,542	146,130	255,144	3,062,067	3,021,268	44,080	341,761	663,916	12,717,072	196,795
Tulare	3,614,488	44,078	11,805	119,916	3,615	71,542	40,956	6,262	14,327	168,186	167,407	2,491	18,768	46,653	716,004	17,562
Turlock	9,299,765	112,868	30,459	306,790	9,300	184,602	105,722	16,838	36,964	460,337	458,310	6,431	48,476	127,097	1,904,193	32,840
Vallejo	15,856,784	191,530	52,048	522,889	15,857	315,440	176,967	33,933	63,485	796,592	793,944	10,763	82,847	191,901	3,248,196	68,256
Ventura	29,437,699	589,470	96,660	785,231	29,438	585,817	298,355	65,056	117,560	1,459,766	1,441,547	20,226	157,263	320,619	5,967,007	84,903
Victorville	8,271,938	164,917	27,148	225,815	8,272	164,533	82,496	19,590	33,149	408,308	403,956	5,589	44,078	80,704	1,668,556	50,320
(Total: 26 records)	462,308,792	7,477,639	1,515,887	13,760,527	462,318	9,187,179	4,913,077	996,569	1,846,129	22,521,705	22,354,130	315,467	2,439,358	5,141,607	92,931,590	1,685,407

\$13.7 Million
NCOTWinc. & SCOTWinc.
Expense Fund

\$22.5 Million
Track Commissions

\$22.4 Million
to Purses

\$2.4 Million
Breeders & Sires
Programs

\$92.9 Million
in Total Industry
Distributions

In 2008, 1,685,407 patrons visited Fair Satellite Wagering Facilities and bet \$462.3 million, contributing \$92.9 million to the CA racing industry.

PARI-MUTUEL DISTRIBUTIONS REPORT FOR SATELLITE FACILITIES LOCATED AT CALIFORNIA FAIRS 2007

CHRIMS Detailed Distribution Report

Date Range: 01/01/2007 - 12/31/2007		Race Type: All Races		Hosts: All Hosts		Locations: All Locations		Tracks: All Tracks								
Report By: Location		Location Types: Fairs		Breed: Thoroughbreds		On/Off: Off Track										
Location	Handle	License	City & County Tax	NISCOLWinc Exp. Fund	UC Davis Equine Research	Satellite Location	Van/Stable Fund	Work Comp	CMC Promotion	Track Commission	Purses	Owners	Breeders/ Sires	To Out of State Tracks	Total Distributions	Attendance
Anderson	2,750,947	33,367	8,925	86,007	2,751	54,089	31,044	5,432	10,823	137,686	137,043	1,889	14,268	37,026	560,350	8,314
Bakersfield	8,115,501	96,943	26,490	262,463	8,116	160,545	90,102	17,478	32,301	404,587	403,115	5,485	42,222	91,909	1,641,756	35,953
Eureka	1,912,128	23,464	6,214	51,700	1,912	37,660	21,644	3,622	7,533	94,600	93,998	1,317	10,016	28,912	385,591	4,296
Femdale	189,898	1,473	627	11,394	190	3,798	2,183	477	760	7,352	7,221	133	912	1,235	37,753	
Fresno	9,396,103	110,259	30,561	294,590	9,397	185,219	104,735	19,048	37,197	460,730	458,608	6,376	48,689	120,796	1,886,205	34,259
Fresno Club One	4,243,999	51,297	13,921	137,311	4,244	84,371	47,595	8,914	16,954	211,248	210,377	2,897	22,204	50,917	862,251	6,151
Lake Perris	20,259,128	411,188	66,260	544,813	20,260	401,577	208,504	46,521	80,724	971,238	959,537	13,769	107,691	193,628	4,025,711	84,566
Lancaster	17,813,777	358,938	58,332	477,872	17,814	353,530	183,353	39,132	71,085	865,841	855,653	12,108	94,837	186,874	3,575,369	84,322
Monterey	11,426,532	136,454	37,351	383,005	11,427	226,366	127,433	19,873	45,510	537,475	534,484	7,757	59,340	166,601	2,293,076	32,408
Pleasanton	45,986,863	555,862	150,344	1,441,641	45,987	911,174	514,856	93,935	183,023	2,264,569	2,261,695	31,339	240,483	533,480	9,228,390	140,711
Pomona	58,957,780	1,205,037	193,286	1,499,580	58,988	1,171,429	610,169	137,098	235,294	2,913,085	2,877,855	40,294	315,681	582,053	11,839,820	171,176
Sacramento	35,104,301	420,425	114,630	1,165,178	35,105	694,725	387,202	69,641	140,011	1,685,499	1,683,687	23,569	182,255	434,082	7,036,009	125,792
San Bernardino	36,067,703	725,335	118,105	973,246	36,069	715,790	370,843	84,051	143,963	1,757,708	1,737,264	24,490	191,918	361,742	7,240,524	157,752
San Jose	40,281,500	478,739	132,112	1,304,829	40,282	800,677	450,233	78,467	161,019	1,977,486	1,972,195	27,405	210,697	515,487	8,149,628	123,033
Santa Barbara	9,078,634	182,417	29,688	241,760	9,079	179,924	94,402	19,285	36,075	438,374	432,616	6,234	48,290	110,421	1,828,566	24,381
Santa Maria	6,896,280	140,752	22,511	182,327	6,897	136,432	71,483	14,176	27,364	326,697	322,390	4,721	36,635	74,716	1,367,099	22,826
Santa Rosa	14,772,858	178,976	48,077	443,228	14,774	291,375	164,411	31,350	58,547	734,518	733,633	10,008	77,175	179,845	2,965,917	65,460
Shalimar (Indio)	9,470,832	192,624	30,853	247,260	9,471	186,990	98,236	24,202	37,480	474,710	468,657	6,487	50,256	98,891	1,926,117	33,799
Stockton	21,543,607	280,535	70,500	673,007	21,544	427,275	240,130	45,271	85,938	1,080,241	1,078,732	14,617	112,818	252,538	4,363,144	92,298
Surfside Race Place	71,343,324	1,444,245	232,179	1,883,133	71,344	1,407,147	738,292	163,599	282,136	3,371,519	3,326,319	48,755	377,801	781,019	14,127,487	228,136
Tulare	4,268,785	51,459	13,924	138,255	4,269	84,389	48,262	7,828	16,900	200,523	199,608	2,938	22,189	55,848	846,392	19,995
Turlock	9,831,525	118,310	32,160	309,961	9,832	194,910	111,557	17,774	39,027	491,106	488,720	6,790	51,423	137,189	2,008,759	35,236
Vallejo	17,493,465	210,216	57,308	560,003	17,494	347,320	194,794	38,704	69,892	884,616	881,735	11,857	91,490	211,173	3,576,601	77,277
Ventura	33,830,173	675,438	110,571	903,719	33,831	670,130	350,353	77,645	134,480	1,672,093	1,651,252	23,137	179,803	374,069	6,856,521	94,842
Victorville	10,669,615	214,435	34,955	290,212	10,670	211,845	109,447	24,249	42,636	517,262	511,394	7,228	56,763	106,215	2,137,310	55,954
(Total: 25 records)	501,705,256	8,278,187	1,639,885	14,509,495	501,719	9,938,685	5,371,264	1,087,771	1,996,675	24,480,763	24,287,787	341,599	2,645,855	5,686,664	100,766,348	1,758,937

\$14.5 Million
 NCOTWinc. & SCOTWinc.
 Expense Fund

\$24.5 Million
 Track Commissions

\$24.3 Million
 to Purses

\$2.6 Million
 Breeders & Sires
 Programs

\$100.8 Million
 in Total Industry
 Distributions

In 2007, 1,758,937 patrons visited Fair Satellite Wagering Facilities and bet \$501.7 million, contributing \$100.8 million to the CA racing industry.