



1776 Tribute Road, Suite 205  
Sacramento, CA 95815  
Office: 916.927.7223 Fax: 916.263.3341  
[www.calfairs.com](http://www.calfairs.com)

**AGENDA**  
**CALIFORNIA AUTHORITY OF RACING FAIRS**  
**LIVE RACING COMMITTEE MEETING**  
**JOHN ALKIRE, CHAIR**  
**11:00 A.M., TUESDAY, APRIL 5, 2011**  
**VIA TELECONFERENCE**

Notice is hereby given that a teleconference meeting of the Live Racing Committee will commence at 11:00 a.m., Tuesday April 5, 2011. The meeting will be held at the CARF Conference Room located at 1776 Tribute Road, Sacramento, California 95815.

**AGENDA**

- I. Date, time and location of next meeting: May 3, 2011 in Sacramento.
- II. Approval of minutes.
- III. Report, discussion and action, on disbursement plan for funds from CDFA Division of Fairs & Expositions for CARF programs.
- IV. Report, discussion and action, if any, on legislative program for 2011 and beyond.
- V. Report, discussion and action, if any, on 2011 summer racing dates and prospect of four-day weeks.
- VI. Discussion and action, if any, on racing calendar for 2012 & beyond.
- VII. Report, discussion and action, if any, on status of racing license applications.
- VIII. Report, discussion and action, if any, on purse program & negotiations with horsemen's organizations.
- IX. Report, discussion and action, if any, on review of staffing and personnel for racing operations.
- X. Report on Out-of-State horsemen's recruitment.
- XI. Executive Director's Report



1776 Tribute Road, Suite 205  
Sacramento, CA 95815  
Office: 916.927.7223 Fax: 916.263.3341  
[www.calfairs.com](http://www.calfairs.com)

**NOTICE**  
**CALIFORNIA AUTHORITY OF RACING FAIRS**  
**LIVE RACING COMMITTEE MEETING**  
**JOHN ALKIRE, CHAIR**  
**11:00 A.M., TUESDAY, APRIL 5, 2011**  
**VIA TELECONFERENCE**

Notice is hereby given that a meeting of the California Authority of Racing Fairs Live Racing Committee will commence at 11:00 a.m., Tuesday, April 5, 2011. The meeting will be held at the CARF Conference Room located at 1776 Tribute Road, Sacramento, California 95815.

**CARF Live Racing Committee Meeting**  
**Toll Free Dial In Number: (800) 791-2345**  
**Participant Code: 62745 #**

The Public and members of the California Authority of 'Racing Fairs Live Racing Committee may participate from the following locations or in person.

Alameda County Fair  
4501 Pleasanton Ave.  
Pleasanton, CA 94566

Humboldt County Fair  
1250 5<sup>th</sup> Street  
Ferndale, CA 95536

Solano County Fair  
900 Fairgrounds Drive  
Vallejo, CA 94589

The Big Fresno Fair  
1121 S. Chance Avenue  
Fresno, CA 93702

San Joaquin Fair  
1658 S. Airport Way  
Stockton, CA 95206

Sonoma County Fair  
1350 Bennett Valley Road  
Santa Rosa, CA 95404

California State Fair  
1600 Exposition Blvd.  
Sacramento, CA 95815

# CALIFORNIA AUTHORITY OF RACING FAIRS

## Live Racing Committee

Tuesday, March 1, 2011

### MINUTES

A teleconference meeting of the California Authority of Racing Fairs Live Racing Committee was held at 11:00 A.M., Tuesday, March 1, 2011. The meeting was hosted at the California Authority of Racing Fairs Board Room, 1776 Tribute Road, Sacramento, CA, 95815.

CARF Live Racing Committee members attending: John Alkire, Norb Bartosik, Rick Pickering and Stuart Titus. Joining by conference call: Janet Covello and Mike Paluszak.

Staff and Guests attending: Christopher Korby, Larry Swartzlander, Tom Doutrich, Heather Haviland, Amelia White, Louie Brown, Raechelle Gibbons, Rebecca Desmond, Troy West, Lisa Drury, Dave Elliott and Richard Lewis. Joining by conference call: Vince Agnifili, Kate Phariss and Cindy Olsen.

**Agenda Item 1 – Date, Time and Location of Next Meeting.** The next CARF Board & Live Racing Committee meetings will be scheduled for April 5, 2010 in Sacramento.

**Agenda Item 2 – Approval of Minutes.** Mr. Pickering moved to approve the meeting minutes as presented. Mr. Titus seconded, unanimously approved.

**Agenda Item 3 – Report, Discussion and Action, if any, on Racing Dates for 2012 and Beyond.** Mr. Korby reported that in prior discussions, the Live Racing Committee had expressed a general desire to implement a 2012 racing calendar similar to the calendar adopted in 2011, with the exception of Stockton moving their two week meet to late September.

Mr. Pickering indicated that he would entertain the idea of running the extra week, or weekend, in June left vacant by Stockton, but his management team would need to run a cost analysis before making a commitment. Pleasanton is solidly committed to running their traditional three weeks in 2012.

Mr. Bartosik reported that, as in prior years, Cal Expo wishes to conduct three weeks of racing in the event that Pleasanton or Santa Rosa are willing to shift one of their meets.

Richard Lewis, on behalf of Santa Rosa, stated that the Fair is satisfied with the three-week racing calendar as presented and that Santa Rosa would like to help Cal Expo in any way they can. Mr. Korby asked if Santa Rosa would be amenable to conducting a race meet with an opening weekend followed by two weeks of racing. Mr. Lewis indicated that the 2011 race meet will be critical in determining the viability of a three week fair/race meet.

Mr. Titus stated that in order for Ferndale to survive, given the backdrop of the state budget and impact of fair funding, the meet must have a minimum of five days of unoverlapped racing. Mr. Titus stated that without supplemental purses, Ferndale would not be able to conduct a viable racing program while running concurrently with another organization in the North. The Humboldt County Fair is willing to consider moving the fair a week later in the calendar if that will help create a non-overlap situation.

Ms. Covello stated that in 2012, the San Joaquin Fair will move to September and will request two weeks of racing in the calendar slot prior to the Big Fresno Fair meet.

Mr. Alkire stated that Fresno will continue to occupy their traditional October dates, with a willingness to make necessary accommodations as required in these challenging times.

Mr. Pickering asked if it would be possible for the CHRB to conduct Fair racing application hearings one month earlier than the current schedule, which would allow more cohesion in the Fair's marketing, advertising and sales departments. Mr. Korby responded that the CHRB would most likely grant a request for an earlier hearing, the issue would be in generating accurate purse projections and securing horsemen's agreements. Mr. Pickering also requested that the CHRB be informed as to the extent of the impact that last minutes closures in Southern California create for Fair venues, which face challenges that are operationally unique from Golden Gate Fields.

Mr. Korby presented a hypothetical calendar, included in the racing packet, as a talking point for discussing what a California racing calendar might look like if and when Hollywood Park and/or Golden Gate Fields cease to operate as racing facilities. The hypothetical calendar is essentially a return to the model of a statewide schedule that was used 30-40 years ago.

The hypothetical calendar emphasizes shorter duration meets, maintains traditional dates for California's flagship racing venues, correlates realistically to the statewide pool of available horses and would result in a more attractive and competitive racing product. Under this scenario, the satellite network would continue to operate year-round.

The Committee recommended Mr. Korby move forward in industry discussions with this calendar.

**Agenda Item 4 – Report, Discussion and Action, if any, on Recommendations for Funding Allocations from CDFA Divisions of Fairs and Expositions.** Mr. Korby introduced the three part document titled "California Authority of Racing Fairs Allocation Recommendations to CDFA Division of Fairs and Expositions – DRAFT February 27, 2011." Mr. Korby reported that the document resulted from extensive planning and negotiations with F&E staff regarding the use of the funds recalled from CARF and how those funds can be reallocated at one time, in a manner that is consistent with their original purpose. This item will also be discussed as part of the CARF Board meeting.

The first page of the document outlines \$5.85 million in funding currently available from CDFA to CARF members. The four project categories are: 1) Funding Support for Satellite Facilities (\$2.55 million), 2) Track Safety and Maintenance (\$800,000), 3) Capital Improvement Projects for Live Racing Facilities (\$2.2 million), and 4) Special Circumstances (\$300,000).

The second part of the document is a “modeling template” spreadsheet outlining in detail how those funds would be distributed by program based on a handle-driven formula.

The third part of the document is the result of collaborative work between F&E and CARF accounting staff which summarizes the funds available for redistribution.

Ms. Desmond introduced Troy West, Asset Management Coordinator for the CDFA Division of Fairs and Expositions, who will be signing the agreements with Fairs when the funding distributions process is implemented.

Ms. Desmond reported that the \$5.85 million is currently housed at F&E and available for distribution. F&E would like the money dispersed by June 30, 2011. For the most part, these monies originated as license fees. Since F&E does not have a contract with CARF, F&E can only disperse these funds directly to individual Fairs.

Mr. Korby and Ms. Desmond stated that the recommendation before the Committee is a potential framework for the monetary amounts that will be distributed to each Fair, and does not include the mechanism for requesting and distributing the funds. The intent of CARF & F&E is to capture the money, use it well and distribute it to Fairs before it is absorbed by the state. Fairs are encouraged to be thinking about potential projects that would make the racing facility safer, more attractive and more up-to-date, whether simulcast or live. For live racing capital improvements, part of the criteria was to invest in Fairs that were likely to continue racing into the future.

Mr. Korby stated that by using a handle-driven formula, San Mateo County Fair will receive a large portion of the monies available. Mr. Korby and Ms. Desmond recommend that San Mateo County Fair be required to apply their allocation to the loan owed to CARF for the development/construction of their satellite wagering facility.

Mr. Korby clarified that the monies from this allocation for the purposes of equipment replacement would be held in deposit in a new trust account at CARF and will be managed in the same manner as the existing Equipment Replacement Fund. Unlike the existing Equipment Replacement Fund, any money from this allocation will be redistributed to member fairs in the event that an individual Fair ceases to operate a satellite wagering facility or ceases to be a CARF member.

Ms. Covello stated that she had not received the proposal via e-mail and asked to confirm that Stockton was not allocated live racing capital improvement monies based on the verbal recap given by Mr. Korby. Mr. Korby confirmed that Stockton did not receive an allocation from the capital improvements portion of the “modeling template”, but did receive an allocation under the category

“special circumstances.” Mr. Korby instructed staff to immediately e-mail the document to Ms. Covello so that she could review the document before the meeting was adjourned.

Mr. Titus questioned why Humboldt County Fair was not included in the detailed allocation spreadsheet for live racing facilities. Mr. Titus stated that he was very concerned about the lack of funding for Ferndale and stated that it would be a self-fulfilling prophecy for closure if the Fair does not continue to receive funds to make facility upgrades. Mr. Titus asked the Committee for a reconsideration of the proposal as presented. Mr. Titus stated that if the Committee supported the existing proposal, he would request the CARF Board to reconsider the CARF Live Racing Committee recommendation during the Board meeting.

Mr. Pickering stated that the estimate for a 40”x40” kitchen structure at Pleasanton, needed for horsemen living in the trailer park, was in excess of \$700,000. This example illustrates the capital improvement costs required for facilities that are committed to horse racing and the need to prioritize which facilities will make the best investment.

Mr. Korby verbally confirmed that Ms. Covello received the proposal via e-mail and stated that the recommended allocation of \$100,000 for Stockton was intended to help Stockton either cease racing and secure the racing facility or make such improvements as they think will help them continue racing. Mr. Korby stated that the allocation for Solano County Fair was intended to secure the unused racing grandstand and to honor a prior agreement between CARF, the Alameda County Fair and the Solano County Fair to revert capital improvement funds from Pleasanton to the Vallejo satellite wagering facility.

Ms. Desmond stated that if the assumption was that Ferndale will cease racing, funds should also be allocated to Ferndale to secure the racing facility.

Ms. Covello stated that even though racing at Stockton has been reduced to one week, the Fair will be seeking two weeks of racing when they move into the late-September 2012 calendar slot. Mr. Alkire suggested that Stockton consider reimbursement of the tree project as a suitable use of the funds. Mr. Korby clarified that the even though the CARF Live Racing Committee is in full support of Stockton racing for two weeks in September, all dates are ultimately granted by the California Horse Racing Board.

Mr. Bartosik moved that the presentation made by Mr. Korby and the document titled “California Authority of Racing Fairs Allocation Recommendations to CDFA Division of Fairs and Expositions – DRAFT February 27, 2011” be brought to the CARF Board of Directors for discussion. Mr. Paluszak seconded, unanimously approved.

AT 12:30 P.M. the CARF Live Racing Committee and CARF Board of Directors Meetings were combined on the CARF Board of Directors teleconference line.

**Agenda Item 5 – Report, Discussion and Action, if any, on Legislative Program for 2011 and Beyond.** Mr. Brown reported that the deadline to introduce bills was February 18, 2011. AB 270, carried by Assembly Member Henry Perea, is legislation that would eliminate the satellite supervisor position in the event that a public hearing has been conducted and the outcome of that hearing determined that the position is economically unfeasible for the Fair. SEIU supports the concept and concedes that eliminating one position is preferable to closing a satellite facility.

Staff is also tracking a mini-satellite spot bill to extend the length of the application process from two years to five years.

Mr. Brown stated that Internet poker is still a hot topic and the gaming industry is divided in its support of SB 40 (Correa) and SB 45 (Wright). Mr. Brown recommended that Fairs be proactive in establishing a position and making sure that the horse racing industry is involved in the revenue determining process.

Mr. Brown stated that Governor Brown has eliminated \$32 million of fair funding from the general fund. A proposal is being developed to allow the fair network to move away from general fund financing and into a self-generating revenue model through the retention of sales tax generated by the Fair network. A statewide JPA would be developed to oversee Fair functions, which would essentially move F&E out of CDFA and into a state JPA. Mr. Brown encouraged Fairs to plan for a reduction, if not an elimination, of funding from F&E.

**Agenda Item 6 – Report, Discussion and Action, if any, on Negotiations with Horsemen’s Organizations for 2011 Purse Contracts.** Combined with Agenda Item 7.

**Agenda Item 7 – Report, Discussion and Action, if any, on 2011 Supplemental Purse Administration.** Mr. Korby reported that staff has been preparing detailed projections for planning purposes and for the negotiations of horsemen’s agreements. Current projections and purse recommendations are included in the meeting packet. It is imperative that Fairs not end 2011 with an overpayment. Each live racing fair is currently at a \$0 purse account balance.

Mr. Swartzlander presented the supplemental purse structure provided in the meeting packet. The impact of SB 1072, which was 2010 legislation that added 2% to the takeout rate which then flowed directly into purses, has not been as significant as the industry anticipated. Mr. Swartzlander provided an overview of the draft 2011 stakes schedule and purse schedule. Projections are based on current Golden Gates Fields handle, which is down 5% in Northern California and down 15% out-of-state. The projections provided by Mr. Swartzlander, after supplemental purses are factored in, would result in \$0 overpayment and \$123,249 remaining in the supplemental purse fund.

**Agenda Item 8 – Report, Discussion and Action, if any, on Out-of-State Recruitment Program.** Mr. Swartzlander reported that he and Mr. Doutrich plan to visit Turf Paradise in Arizona, Portland Meadows in Oregon and Emerald Downs in Washington.

**Agenda Item 9 – Report, Discussion and Action, if any, on Planning for the 2011 Fair Racing Circuit.** Covered in prior agenda item.

**Agenda Item 10 – Report, Discussion and Action, if any, on Drug and Alcohol Testing for Race-Track Employees.** Mr. Korby reported on a meeting with Ken Walker, Director of Labor Relations at Federation of California Racing Associations Inc., regarding using an existing statewide program through Winner’s Foundation to conduct training for supervisory personnel to help identify employees that are potentially abusing drugs and alcohol.

**Agenda Item 11 – Report on the Review of Racing Personnel Staffing Levels and Meeting with the Federation Director of Labor Relations.** Mr. Korby reported that CARF staff also met with Mr. Walker to begin the process of conducting a detailed review of staffing levels, hiring policies and the union seniority lists of specific departments in an effort to consolidate or reduce staffing and therefore reduce operational expenses for Fairs.

**Agenda Item 12 – Executive Director’s Report.** Report moved to the CARF Board of Director’s meeting.

Respectfully submitted,  
Heather Haviland



**CALIFORNIA AUTHORITY OF RACING FAIRS  
ALLOCATION RECOMMENDATIONS TO  
CDFA DIVISION OF FAIRS AND EXPOSITIONS**

---

**FUNDING CURRENTLY AVAILABLE FROM CDFA** **\$5,859,000**

***Funding Support for Satellite Facilities*** **\$2,550,000**

- **Capital Improvement Funding for Satellites** **\$1,000,000**  
(Satellite Fairs only. Please see attached allocation detail)
- **Equip Replacement Fund Pro-rata Allocations** **\$1,000,000**  
(Satellite Fairs + Live Racing Fairs. Please see attached allocation detail)
- **Mini-Satellite Development** **\$ 550,000**  
(Includes \$60K to fund mini-satellite at Humboldt)

***Track Safety and Maintenance Program*** **\$800,000**

***Capital Improvement Projects for Live Racing Facilities*** **\$2,100,000**

- **Alameda County Fair** **\$525,000**
- **Cal Expo** **\$525,000**
- **Sonoma County Fair** **\$525,000**
- **Fresno District Fair** **\$525,000**

***Special Circumstances*** **\$ 400,000**

- **San Joaquin County Fair** **\$100,000**  
(Reimburse projects already underway. Secure facilities. \$100K)
- **Solano County Fair** **\$200,000**  
(Secure or demolish unsafe racing facilities: \$100K. Prior commitment: \$100K.)
- **Humboldt County Fair** **\$100,000**  
(Racing facilities: \$100K.)

[Check-sum total .....\$5,850,000]

1/1/09-12/31/09 Handle

**CARF MEMBER FAIRS TOTAL HANDLE - SATELLITE & LIVE RACING FAIRS**

**DRAFT - 3**

**SUPPLEMENT TO EQUIPMENT REPLACEMENT FUND MONEYS HELD ON DEPOSIT FOR ALL CARF MEMBERS: TOTAL \$1,000,000**

Location	Off-Track S/W Handle	On-Track Handle	Out-of-State Handle	Off Track Handle	ADW Handle	Total Handle	% of Total	\$1,000,000.00	CARF Admin Fee 7.50%	Funding Available Balance
Anderson	2,128,019					2,128,019	0.419%	\$4,192.61	\$314.45	\$3,878.17
Tulare	3,384,271					3,384,271	0.667%	\$6,667.67	\$500.08	\$6,167.60
Ferndale	173,374	765,661	1,247,109	1,212,630	1,430,099	4,828,873	0.951%	\$9,513.82	\$713.54	\$8,800.28
Shalimar (Indio)	6,624,910					6,624,910	1.305%	\$13,052.36	\$978.93	\$12,073.43
Monterey	8,009,204					8,009,204	1.578%	\$15,779.69	\$1,183.48	\$14,596.21
Turlock	8,312,838					8,312,838	1.638%	\$16,377.91	\$1,228.34	\$15,149.56
Bakersfield	8,360,729					8,360,729	1.647%	\$16,472.26	\$1,235.42	\$15,236.84
Victorville	9,094,338					9,094,338	1.792%	\$17,917.62	\$1,343.82	\$16,573.79
Lake Perris	15,777,120					15,777,120	3.108%	\$31,084.00	\$2,331.30	\$28,752.70
Lancaster	15,981,793					15,981,793	3.149%	\$31,487.24	\$2,361.54	\$29,125.70
Ventura	27,944,715					27,944,715	5.506%	\$55,056.53	\$4,129.24	\$50,927.29
Vallejo	17,651,053	988,623	3,569,484	5,770,841	2,150,319	30,130,320	5.936%	\$59,362.59	\$4,452.19	\$54,910.40
San Bernardino	30,869,233					30,869,233	6.082%	\$60,818.40	\$4,561.38	\$56,257.02
Fresno	11,183,418	3,330,997	5,793,375	10,476,616	4,074,850	34,859,257	6.868%	\$68,679.52	\$5,150.96	\$63,528.55
Stockton	20,109,643	1,673,003	5,196,865	10,021,748	4,050,776	41,052,035	8.088%	\$80,880.50	\$6,066.04	\$74,814.46
Santa Rosa	12,059,592	3,761,855	8,326,193	12,539,588	5,027,465	41,714,694	8.219%	\$82,186.06	\$6,163.95	\$76,022.11
Sacramento	28,432,047	2,787,250	5,563,234	13,235,109	5,263,598	55,281,238	10.891%	\$108,914.79	\$8,168.61	\$100,746.19
Pleasanton	41,035,610	6,251,700	10,169,316	15,520,927	6,579,985	79,557,537	15.674%	\$156,743.83	\$11,755.79	\$144,988.04
San Mateo	83,652,961					83,652,961	16.481%	\$164,812.61	\$12,360.95	\$152,451.66
<b>Totals</b>	<b>350,784,867</b>	<b>19,559,090</b>	<b>39,865,577</b>	<b>68,777,459</b>	<b>28,577,091</b>	<b>507,564,084</b>	<b>100%</b>	<b>\$1,000,000.00</b>	<b>\$75,000.00</b>	<b>\$925,000.00</b>

1/1/09-12/31/09 Handle

**CARF MEMBER FAIRS - SATELLITE WAGERING ONLY**

**CAPITAL IMPROVEMENT PROJECTS AT FAIR SATELLITE FACILITIES WITH NO LIVE RACING: TOTAL \$1,000,000**

Location	Off-Track S/W Handle	On-Track Handle	Out-of-State Handle	Off Track Handle	ADW Handle	Total Handle	% of Total	\$1,000,000.00	CARF Admin Fee 7.5%	Funding Available Balance
Anderson	2,128,019					2,128,019	0.967%	\$9,666.66	\$725.00	\$8,941.66
Tulare	3,384,271					3,384,271	1.537%	\$15,373.26	\$1,152.99	\$14,220.26
Shalimar (Indio)	6,624,910					6,624,910	3.009%	\$30,094.06	\$2,257.05	\$27,837.00
Monterey	8,009,204					8,009,204	3.638%	\$36,382.30	\$2,728.67	\$33,653.63
Turlock	8,312,838					8,312,838	3.776%	\$37,761.57	\$2,832.12	\$34,929.45
Bakersfield	8,360,729					8,360,729	3.798%	\$37,979.12	\$2,848.43	\$35,130.69
Victorville	9,094,338					9,094,338	4.131%	\$41,311.59	\$3,098.37	\$38,213.22
Lake Perris	15,777,120					15,777,120	7.167%	\$71,668.53	\$5,375.14	\$66,293.39
Lancaster	15,981,793					15,981,793	7.260%	\$72,598.27	\$5,444.87	\$67,153.40
Ventura	27,944,715					27,944,715	12.694%	\$126,940.58	\$9,520.54	\$117,420.03
San Bernardino	30,869,233					30,869,233	14.023%	\$140,225.38	\$10,516.90	\$129,708.48
San Mateo	83,652,961					83,652,961	38.000%	\$379,998.69	\$28,499.90	\$351,498.79
<b>Totals</b>	<b>220,140,131</b>	<b>0</b>	<b>0</b>	<b>0</b>	<b>0</b>	<b>220,140,131</b>	<b>100%</b>	<b>\$1,000,000.00</b>	<b>\$75,000.00</b>	<b>\$925,000.00</b>

1/1/09-12/31/09 Handle

**CARF MEMBER FAIRS - LIVE RACING FAIRS**

**CAPITAL IMPROVEMENTS AT LIVE RACING FAIRS: TOTAL \$2,100,000**

Location	Off-Track S/W Handle	On-Track Handle	Out-of-State Handle	Off Track Handle	ADW Handle	Total Handle	% of Total	\$2,100,000.00	CARF Admin Fee 7.5%	Funding Available Balance
Fresno	11,183,418	3,330,997	5,793,375	10,476,616	4,074,850	34,859,257		\$525,000.00	\$39,375.00	\$485,625.00
Santa Rosa	12,059,592	3,761,855	8,326,193	12,539,588	5,027,465	41,714,694		\$525,000.00	\$39,375.00	\$485,625.00
Sacramento	28,432,047	2,787,250	5,563,234	13,235,109	5,263,598	55,281,238		\$525,000.00	\$39,375.00	\$485,625.00
Pleasanton	41,035,610	6,251,700	10,169,316	15,520,927	6,579,985	79,557,537		\$525,000.00	\$39,375.00	\$485,625.00
<b>Totals</b>	<b>92,710,667</b>	<b>16,131,802</b>	<b>29,852,119</b>	<b>51,772,240</b>	<b>20,945,898</b>	<b>211,412,726</b>		<b>\$2,100,000.00</b>	<b>\$157,500.00</b>	<b>\$1,942,500.00</b>

**SPECIAL CIRCUMSTANCES**

Ferndale	173,374	765,661	1,247,109	1,212,630	1,430,099	4,828,873		\$100,000.00	\$7,500.00	\$92,500.00
Stockton	20,109,643	1,673,003	5,196,865	10,021,748	4,050,776	41,052,035		\$100,000.00	\$7,500.00	\$92,500.00
Vallejo	17,651,053	988,623	3,569,484	5,770,841	2,150,319	30,130,320		\$200,000.00	\$15,000.00	\$185,000.00



CALIFORNIA DEPARTMENT OF  
FOOD & AGRICULTURE  
Karen Ross, Secretary

March 28, 2011

Christopher Korby, Executive Director  
California Authority of Racing Fairs  
1776 Tribute Rd., Suite 205  
Sacramento, CA 95815

RE: Process for 2010/11 Racing and Satellite Wagering Support Funding

Dear Chris,

Thank you for your expertise and input on the 2010/11 funding programs. It is our understanding that the California Authority of Racing Fairs (CARF) distributed a "project proposal" format to the entire CARF membership in March and that the CARF board of directors will be making funding recommendations on April 5. Correspondingly, the Division of Fairs & Expositions (F&E) has finalized a Funding Agreement contract to be executed between F&E and each fair that has been recommended for program funds from the F&E Fund. Signature by the fair CEO and board president will be required to provide assurance that the fair boards have been notified, however, in order to expedite the execution of the agreements F&E will not be requiring fair board approval.

Per our discussion program funding will be disbursed per the following:

1. **Project funding for Satellite Wagering and Live Racing Facilities: \$3,500,000**  
Funds will be disbursed directly to fairs in two increments: 15% of the total F&E Fund allocation to be disbursed upon execution of the Funding Agreement with the 85% balance of funds to be disbursed upon recommendation of the CARF board of directors, payment of CARF administrative fees, and approval by F&E.
2. **Equipment Replacement Fund: \$1,000,000**  
Funds will be disbursed directly to fairs in two increments: 15% of the total F&E Fund allocation to be disbursed upon execution of the Funding Agreement with the 85% balance of funds to be disbursed upon recommendation of the CARF board of directors, payment of CARF administrative fees, and approval by F&E.



Christopher Korby, Executive Director  
March 28, 2011  
Page 2 of 2

3. Track Safety and Maintenance Program: \$800,000

Funds will be disbursed in a single increment directly to fairs upon recommendation of the CARF board of directors and approval by F&E.

4. Mini-Satellite Development: \$550,000

Funds will be disbursed in a single increment directly to the Big Fresno Fair for program administration upon recommendation of the CARF board of directors and approval by F&E.

We appreciate CARF's assistance with the implementation of these programs and look forward to working with you and the CARF membership in achieving these projects in the coming year.

Sincerely,

A handwritten signature in black ink, appearing to be 'Rebecca Desmond', written in a cursive style.

Rebecca Desmond, Acting Director

cc: John Alkire, President of the Board, California Authority of Racing Fairs  
Lisa Drury, Special Assistant, Division of Fairs and Expositions  
Troy West, Asset Manager Coordinator, Division of Fairs and Expositions

## F&E FUNDING DISBURSEMENTS FOR CARF PROGRAMS

### TIMELINE • MILESTONES • DEADLINES

---

#### ***April 5***

CARF Board approves and recommends disbursement plan for \$5,859,000 allocated from CDFA Division of Fairs and Expositions for CARF programs. Specifically, the CARF Board recommends that F&E carry out the two-stage disbursement of funding as described in letter of March 28, 2011, and in attached *Disbursement Framework*.

#### ***April 6 & following***

F&E distributes Funding Approval agreements to CARF member Fairs. Fair Board Chairs and CEO's sign and return Funding Approvals. Receipt of signed Funding Approvals will trigger disbursement of initial payment: 15% of approved funding. CARF sends invoice to Fairs for admin fees and for ERF Program funds.

#### ***April 22***

Project Applications due. CARF member Fairs send Capital Improvement project application forms by this date. CARF reviews project applications.

#### ***May 3***

CARF Board reviews and approves, or doesn't approve, project applications. Approvals from CARF and from F&E trigger second funding disbursements.

#### ***May 4 & following***

F&E disburses balance of payments for CARF program funding.

**DISBURSEMENT PLAN**  
**F&E FUNDING FOR CARF PROGRAMS**

*Description and Sequence*

For action by CARF Board April 5, 2011

---

***General Approach for Capital Improvement Programs Funding Disbursement***

- Two-stage funding disbursements
  - Stage one: F&E releases partial payment (15%) to Fairs including the amount of the CARF administrative fees. Member Fair remits administrative fees to CARF. Fair submits project application form by April 22, 2011 for approval by F&E and CARF Board.
  - Stage two: When CARF Board and F&E approve project applications and after receipt of administrative fees from Fairs, F&E releases balance of funding to Fairs.

***Capital Improvement Projects at Fair Satellites***

Allocation details, along with administrative fees, are shown for each Fair on the allocation spreadsheet which accompanies this description. Upon approval by CARF Board on April 5, project application forms will be e-mailed to each member Fair. Project applications are due no later than April 22, 2011. Certain conditions may apply to the allocations for specific Fairs.

- Two-stage disbursements
  - **Stage one:** F&E releases partial payment (15% of allocation) to Fairs for satellite facility capital improvement projects, including the amount of the CARF administrative fees. CARF sends invoice to each Fair for admin fees. Fair submits application for project approval by F&E and CARF Board.
  - **Stage two:** When project is approved and after CARF confirms receipt of administrative fees from Fairs, F&E releases balance of funding to Fairs.
- **Guidelines:** projects that make Fair satellite facilities more attractive or contribute to health and safety of employees and patrons.

CARF Board formally endorses and recommends implementation of this disbursement plan to F&E at the April 5 meeting.

### ***Capital Improvement Projects at Fair Live Racing Facilities***

Allocation details, along with administrative fees, will be shown for each Racing Fair on the allocations spreadsheet attached. Upon approval by CARF Board on April 5, project application forms will be e-mailed to each member Fair. Project applications are due no later than April 22, 2011.

- Two-stage disbursements
  - **Stage one:** F&E releases partial payment (15% of allocation) to Fairs for racing facility capital improvement projects, including the amount of the CARF administrative fees. CARF sends invoice to each Fair for admin fees. Fair submits application for project approval by F&E and CARF Board no later than April 22.
  - **Stage two:** When project is approved and after CARF confirms receipt of administrative fees from Fairs, F&E releases balance of funding to Fairs.
- **Guidelines:** projects that make Fair racing facilities more attractive or contribute to the health and safety of horsemen, horsewomen, employees and patrons.

CARF Board formally endorses and recommends implementation of this disbursement plan to F&E at the April 5 meeting.

### ***Equipment Replacement Fund (ERF) Allocations***

Allocation details, along with administrative fees, will be shown for each Fair on the allocation spreadsheet attached. The CARF Board recommends that each Fair remit its allocation for the Equipment Replacement Program to CARF for continuing management of the Program. Each Fair's allocation is intended for use at that Fair and will be held in an account similar to the ERF deposits presently on account for each Fair participating in the ERF. If a Fair discontinues satellite wagering before the money is used, that Fair's remaining allocation will be divided amongst remaining ERF accounts on a pro-rata basis. This condition is intended to keep the ERF deposit from becoming an incentive for a Fair to discontinue satellite wagering.

Certain conditions may apply to allocations for specific Fairs.

CARF Board formally endorses and recommends implementation of this disbursement plan to F&E at the April 5 meeting.

- Two-stage disbursements
  - **Stage one:** F&E releases partial payment (15% of allocation) to Fairs for the Equipment Replacement Program, including the amount of the CARF administrative fees. CARF sends invoice to each Fair for admin fees and for Equipment Replacement Program. Fair remits payment no later than May 3, 2011. CARF holds funds in individual Fair accounts for use in ERF, similar to existing deposits on account at CARF.
  - **Stage two:** When CARF confirms receipt of administrative fees and initial Equipment Replacement Program payment from Fairs, F&E releases balance of funding to Fairs. CARF invoices Fair for balance of Equipment Replacement Program. The amounts shown in the allocation table will be available for use in replacing equipment at CARF satellites for as long a Fair continues to operate its satellite facility and is a member of CARF. If a Fair discontinues operation of its satellite or its CARF membership, the balance of funding remaining in the account for that Fair will be re-allocated for equipment replacement on a pro-rata basis amongst the Fairs that continue operating.
- **Guidelines:** funds will be used pursuant to existing CARF Equipment Replacement Program as described in the *Equipment Replacement Fund Report* issued May 2010.

CARF Board formally endorses and recommends implementation of this disbursement plan to F&E at the April 5 meeting.

### ***Track Safety and Maintenance Program***

The CARF Board formally endorses and recommends that F&E disburse Track Safety and Maintenance Program funds through several racing Fairs ("Trustee Fairs") in equal amounts. [NOTE this consideration: Trustee Fairs must not be on the "at-risk" Fairs list.] In a separate action, the CARF Board moves that Trustee Fairs remit program funding to CARF to fund the Track Safety and Maintenance Program on behalf of all Fairs which conduct live racing. Trustee Fairs in turn remit funds to CARF within 30 days for management of Program.



DRAFT

***Satellite Development Program***

CARF Board endorses disbursement of Satellite Development funding through Fresno District Fair. Fresno Fair will remit program funding to CARF in increments as Satellite Development Program proceeds. Interested Fairs submit ***Verification of Intent*** form to initiate review of prospective satellite location. CARF reviews and evaluates prospect. When Executive Director recommends prospective candidate site and CARF Board approves, implementation will be initiated through CHRB application process. Project application forms are attached. Project applications open when funding is approved. Applications will be accepted for review and evaluation for as long as funding is available. CARF Board formally recommends this disbursement plan to F&E at the April 5 meeting.

##

**Division of Fairs & Expositions  
FUNDING PROGRAM AGREEMENT**

SAMPLE

**Date:** March 28, 2011

**To:** John Alkire, CEO  
Big Fresno Fair  
1121 South Chance Avenue  
Fresno, CA 93702

**From:** Division of Fairs & Expositions  
1010 Hurley Way, Ste 200  
Sacramento, CA 95825  
Tel: (916) 263-2955

DRAFT

**Funding Program:** 2010/2011 Capital Improvements for Live Racing Facilities

<b>F&amp;E FUNDING SOURCES:</b>		
1	2010/2011 Wagering Facility Improvements	\$525,000.00
	<b>Total Funding:</b>	<b>\$525,000.00</b>

**FINANCING DIRECTIVES:**

New Funding Program Agreement for the Big Fresno Fair (Fair). F&E Funding Sources: \$525,000.00 from the Fairs & Expositions Fund - 2010/2011 Wagering Facility Improvements.

**DISBURSEMENT:**

Upon approval and signatures of the Division of Fairs and Expositions, the Fair board president or designee and the Fair CEO, the Division of Fairs and Expositions may authorize the State Controller's Office to disburse an F&E Fund allocation as specified above directly to the Fair.

Disbursement of funds to the Fair will be made as follows:

1. Fifteen percent (15%) of the total F&E Fund allocation to be provided upon the execution of this Agreement.
2. Eighty-five percent (85%) of the total F&E Fund allocation to be provided upon recommendation of the California Authority of Racing Fairs board of directors and approval by the Division of Fairs and Expositions.

**Division of Fairs & Expositions  
FUNDING PROGRAM AGREEMENT**

**SAMPLE**

Approval of this Funding Program Agreement commits the Fair to comply with all applicable codes, statutes and regulations in the accomplishment of the Fair's project(s), including but not limited to the Public Contracts Code, the California Environmental Quality Act, and approvals by the State Fire Marshal, Access Compliance and inspections by qualified inspection agencies.

The Fair shall use these funds exclusively for the purposes described in this Agreement, and shall coordinate the execution of the Fair's project(s) as needed with qualified construction organizations. The Fair shall maintain all project records for auditing purposes.

Please sign and return this document to F&E for execution by the other parties to the Agreement and distribution.

**1. ACKNOWLEDGEMENT:**

**DRAFT**

\_\_\_\_\_  
Board President or Designee                      Date  
Big Fresno Fair

\_\_\_\_\_  
CEO or Designee                                      Date  
Big Fresno Fair

**2. AUTHORIZATION:**

\_\_\_\_\_  
Title:    Date  
Division of Fairs and Expositions

**SAMPLE**

**From:** Division of Fairs & Expositions  
1010 Hurley Way, Ste 200  
Sacramento, CA 95825  
Tel: (916) 263-2955

**DRAFT**

**FUNDING PROGRAM:** 2010/2011 Track Safety and Maintenance

**F&E FUNDING SOURCE:** 2010/2011 Race Track Preparation

### FINANCING DIRECTIVES:

**New Funding Program Agreement for the Big Fresno Fair (Fair). F&E Funding Sources: \$200,000.00 from the Fairs & Expositions Fund - 2010/2011 Race Track Preparation.**

**DISBURSEMENT:**

Upon approval and signatures of the Division of Fairs and Expositions, the Fair board president or designee and the Fair CEO, the Division of Fairs and Expositions may authorize the State Controller's Office to disburse an F&E Fund allocation as specified above directly to the Fair.

**The Big Fresno Fair shall use these funds exclusively for the 2010/2011 Track Safety and Maintenance Program. Allocations for eligible fairs to be provided upon recommendation of the California Authority of Racing Fairs board of directors and approval by the Division of Fairs and Expositions.**

**Please sign and return this document to F&E for execution by the other parties to the Agreement and distribution.**

## 1. ACKNOWLEDGEMENT:

Board President or Designee	Date
Big Fresno Fair	

**2. AUTHORIZATION:**

**Title:** \_\_\_\_\_ **Date:** \_\_\_\_\_

## Division of Fairs and Expositions

CEO or Designee	Date
Big Fresno Fair	

# Calendar for year 2011 (United States)

January						
Su	Mo	Tu	We	Th	Fr	Sa
						1
2	3	4	5	6	7	8
9	10	11	12	13	14	15
16	17	18	19	20	21	22
23	24	25	26	27	28	29
30	31					

February						
Su	Mo	Tu	We	Th	Fr	Sa
		1	2	3	4	5
6	7	8	9	10	11	12
13	14	15	16	17	18	19
20	21	22	23	24	25	26
27	28					

March						
Su	Mo	Tu	We	Th	Fr	Sa
		1	2	3	4	5
6	7	8	9	10	11	12
13	14	15	16	17	18	19
20	21	22	23	24	25	26
27	28	29	30	31		

April						
Su	Mo	Tu	We	Th	Fr	Sa
					1	2
3	4	5	6	7	8	9
10	11	12	13	14	15	16
17	18	19	20	21	22	23
24	25	26	27	28	29	30

May						
Su	Mo	Tu	We	Th	Fr	Sa
1	2	3	4	5	6	7
8	9	10	11	12	13	14
15	16	17	18	19	20	21
22	23	24	25	26	27	28
29	30	31				

June						
Su	Mo	Tu	We	Th	Fr	Sa
			1	2	3	4
5	6	7	8	9	10	11
12	13	14	15	16	17	18
19	20	21	22	23	24	25
26	27	28	29	30		

July						
Su	Mo	Tu	We	Th	Fr	Sa
					1	2
3	4	5	6	7	8	9
10	11	12	13	14	15	16
17	18	19	20	21	22	23
24	25	26	27	28	29	30
31						

August						
Su	Mo	Tu	We	Th	Fr	Sa
	1	2	3	4	5	6
7	8	9	10	11	12	13
14	15	16	17	18	19	20
21	22	23	24	25	26	27
28	29	30	31			

September						
Su	Mo	Tu	We	Th	Fr	Sa
				1	2	3
4	5	6	7	8	9	10
11	12	13	14	15	16	17
18	19	20	21	22	23	24
25	26	27	28	29	30	

October						
Su	Mo	Tu	We	Th	Fr	Sa
						1
2	3	4	5	6	7	8
9	10	11	12	13	14	15
16	17	18	19	20	21	22
23	24	25	26	27	28	29
30	31					

November						
Su	Mo	Tu	We	Th	Fr	Sa
		1	2	3	4	5
6	7	8	9	10	11	12
13	14	15	16	17	18	19
20	21	22	23	24	25	26
27	28	29	30			

December						
Su	Mo	Tu	We	Th	Fr	Sa
				1	2	3
4	5	6	7	8	9	10
11	12	13	14	15	16	17
18	19	20	21	22	23	24
25	26	27	28	29	30	31

# Calendar for year 2012 (United States)

<b>January</b>						
Su	Mo	Tu	We	Th	Fr	Sa
1	2	3	4	5	6	7
8	9	10	11	12	13	14
15	16	17	18	19	20	21
22	23	24	25	26	27	28
29	30	31				

<b>February</b>						
Su	Mo	Tu	We	Th	Fr	Sa
			1	2	3	4
5	6	7	8	9	10	11
12	13	14	15	16	17	18
19	20	21	22	23	24	25
26	27	28	29			

<b>March</b>						
Su	Mo	Tu	We	Th	Fr	Sa
				1	2	3
4	5	6	7	8	9	10
11	12	13	14	15	16	17
18	19	20	21	22	23	24
25	26	27	28	29	30	31

<b>April</b>						
Su	Mo	Tu	We	Th	Fr	Sa
1	2	3	4	5	6	7
8	9	10	11	12	13	14
15	16	17	18	19	20	21
22	23	24	25	26	27	28
29	30					

<b>May</b>						
Su	Mo	Tu	We	Th	Fr	Sa
		1	2	3	4	5
6	7	8	9	10	11	12
13	14	15	16	17	18	19
20	21	22	23	24	25	26
27	28	29	30	31		

<b>June</b>						
Su	Mo	Tu	We	Th	Fr	Sa
					1	2
3	4	5	6	7	8	9
10	11	12	13	14	15	16
17	18	19	20	21	22	23
24	25	26	27	28	29	30

<b>July</b>						
Su	Mo	Tu	We	Th	Fr	Sa
1	2	3	4	5	6	7
8	9	10	11	12	13	14
15	16	17	18	19	20	21
22	23	24	25	26	27	28
29	30	31				

<b>August</b>						
Su	Mo	Tu	We	Th	Fr	Sa
			1	2	3	4
5	6	7	8	9	10	11
12	13	14	15	16	17	18
19	20	21	22	23	24	25
26	27	28	29	30	31	

<b>September</b>						
Su	Mo	Tu	We	Th	Fr	Sa
						1
2	3	4	5	6	7	8
9	10	11	12	13	14	15
16	17	18	19	20	21	22
23	24	25	26	27	28	29
30						

<b>October</b>						
Su	Mo	Tu	We	Th	Fr	Sa
	1	2	3	4	5	6
7	8	9	10	11	12	13
14	15	16	17	18	19	20
21	22	23	24	25	26	27
28	29	30	31			

<b>November</b>						
Su	Mo	Tu	We	Th	Fr	Sa
				1	2	3
4	5	6	7	8	9	10
11	12	13	14	15	16	17
18	19	20	21	22	23	24
25	26	27	28	29	30	

<b>December</b>						
Su	Mo	Tu	We	Th	Fr	Sa
						1
2	3	4	5	6	7	8
9	10	11	12	13	14	15
16	17	18	19	20	21	22
23	24	25	26	27	28	29
30	31					

			Current	Stk,Pln	Sac	Ferndale
Category	Claiming	Condition	GG Purses	SR, Fno		
Allowance		Open	39000	40000	40000	
Allowance		NW x 1	31000	30000	31000	
Alw/Opt Claiming	\$25,000/\$32,000	NW x 1	31000	30000	31000	
Alw/Opt Claiming	\$50,000	NW x 2	33000	33000	33000	
Alw/Opt Claiming	\$80,000	NW x 3	35000	35000	35000	
Claiming	\$2,500			6000	7500	6000
Claiming	\$3,200	NW/Clause		8000	9500	7000
Claiming	\$3,200	Open or Date		8500	10500	7500
Claiming	\$4,000	NW4/Date	8200	8500	11000	7800
Claiming	\$4,000	NW2L	8200	8000	10000	7800
Claiming	\$4,000		9000	9000	12000	8000
Claiming	\$5,000	NW2/Clause		9000	12500	8000
Claiming	\$5,000		9500	9500	13000	8500
Claiming	\$6,250	Open or Date	10500	10500	14000	9000
Claiming	\$8,000		11500	11500	16000	
Claiming	\$8,000	NW2/Clause		10500	14000	
Claiming	\$8,000	NW2L		10000	12000	8000
Claiming	\$10,000		12200	12500	17000	
Claiming	\$12,500	NW2/Clause	11300	12500	17000	
Claiming	\$12,500		14000	14000	19000	
Claiming	\$16,000		19000	19000	21000	
Claiming	\$16,000	NW2L		12000	15000	
Claiming	\$20,000		21500	20000	24000	
Claiming	\$20,000	NW2/Clause		17000	21000	
Claiming	\$25,000		25000	25000	27000	
Claiming	\$32,000		26000	26000	29000	
Claiming	\$40,000		28000	28000	31000	
Maiden Claiming	\$5,000		0	7000	7000	7000
Maiden Claiming	\$8,000		8200	8000	8500	7700
Maiden Claiming	\$12,500		11300	10000	11000	
Maiden Claiming	\$25,000		14200	15000	15000	
Maiden Claiming	\$40,000		17000	17000	18000	
Maiden Special		All Ages	28000	26000	26000	
Overnight Stakes			50000	50000	50000	
Starter Allowance	\$4,000		8500	9500	13000	9500
Starter Allowance	\$6,250		12200	11000	16000	
Starter Allowance	\$12,500		15000	15000		
Starter Allowance	\$40,000	NWx2 Lifetime	18000	18000	22000	
Claiming	\$5,000	1&1/4 Mile or farther		15000	15000	
Claiming	\$10,000	1&1/4 Mile or farther		20,000	20,000	
Str Alw 8000 special	8000	FNO Only		25000		

# 2011 NORTHERN CALIFORNIA RACING FAIRS STAKES SCHEDULE



- ❖ San Joaquin Fair at Stockton
- ❖ Alameda County Fair at Pleasanton
- ❖ California State Fair at Sacramento
- ❖ Sonoma County Fair at Santa Rosa
- ❖ Humboldt County Fair at Ferndale
- ❖ Big Fresno District Fair at Fresno

**Revised: 03/29/2011**

## ❖ SAN JOAQUIN FAIR

Name TBD	\$50,000 Added Overnight Stakes	Sat, Jun 18
Three-year Old Fillies – Six Furlongs	(Plus up to \$15,000 to Cal-Breds)	

## ❖ ALAMEDA COUNTY FAIR

<b>Name TBD</b>	\$50,000 Added Overnight Stakes	Fri., Jul 1
Three-year olds – Six Furlongs	(Plus up to \$15,000 to Cal-Breds)	

Alameda County Fillies & Mares – 43 <sup>rd</sup> Running	\$50,000 Added Overnight Stakes	Sat., Jun 25
Fillies and Mares Three-year olds and Upward	(Plus up to \$15,000 to Cal-Breds)	
One and 1/16 Miles		

Juan Gonzalez Memorial Overnight Stakes – 33 <sup>rd</sup> Running	\$50,000 Added Overnight Stakes	Sat., Jul 2
Fillies Two-years old – Five & ½ Furlongs	(Plus up to \$15,000 to Cal-Breds)	

Alamedan Handicap – 46 <sup>th</sup> Running	\$50,000 Added Overnight Hdcp	Mon., Jul 4
Three-year olds and Upward – One and 1/16 Miles	(Plus up to \$15,000 to Cal-Breds)	

Everett Nevin Alameda County Stakes-50 <sup>th</sup> Running	\$50,000 Added Overnight Stakes	Sat., Jul 9
Two-year olds – Five & ½ Furlongs	(Plus up to \$15,000 to Cal-Breds)	

Sam J. Whiting Memorial Handicap – 49 <sup>th</sup> Running	\$50,000 Added Overnight Hdcp	Sun., Jul 10
Three-year olds and Upward – Six Furlongs	(Plus up to \$15,000 to Cal-Breds)	

## ❖ CALIFORNIA STATE FAIR

State Fillies & Mares Sprint	\$75,000 Guaranteed	Sat., Jul 16
Fillies & Mares, Three Year Olds & Upward – 6 Furlongs		

## ❖ SONOMA COUNTY FAIR

<b>Name TBD</b>	\$50,000 Added Overnight Stakes	Sat., Jul 30
Three-year old Fillies – One and 1/16 Miles (Turf)	(Plus up to \$15,000 to Cal-Breds)	

Luther Burbank Handicap – 41 <sup>st</sup> Running	\$50,000 Added Overnight Hdcp	Sat., Sun Jul 31
Fillies and Mares Three-year olds and Upward	(Plus up to \$15,000 to Cal-Breds)	
One and 1/16 Miles (Turf)		

<b>Overnight Hdcp – Name TBD</b>	\$50,000 Added Overnight Hdcp	Sat., Aug 6
Three-year old & Upwards – 5/8 Miles (Turf)	(Plus up to \$15,000 to Cal-Breds)	



## 2011 NORTHERN CALIFORNIA RACING FAIRS STAKES SCHEDULE

---

Wine Country Debutante Overnight Stakes-4 <sup>th</sup> Running Fillies Two Year-Olds 6 Furlongs	\$50,000 Added Overnight Stakes (Plus up to \$15,000 to Cal-Breds)	Sat., Aug 6
Joseph T. Grace Handicap – 40 <sup>th</sup> Running Three-year olds and Upward - One and 1/16 Miles (Turf)	\$50,000 Added Overnight Hdcp (Plus up to \$15,000 to Cal-Breds)	Sun., Aug 7
<b>Name TBD</b> Three-year olds – One & 1/16 Miles (Turf)	\$50,000 Added Overnight Stakes (Plus up to \$15,000 to Cal-Breds)	Sat., Aug 13
Cavonnier Juvenile Overnight Stakes – 44 <sup>th</sup> Running Two-year olds - Six Furlongs	\$50,000 Added Overnight Stakes (Plus up to \$15,000 to Cal-Breds)	Sun., Aug 14

### ❖ HUMBOLDT COUNTY FAIR

Les Mademoiselle Stake Don Harmon Memorial Fillies & Mares, Three Year Olds & Upward, 1 1/16 Miles	\$10,000 Guaranteed	Sat., Aug 20
C.J. Hindley Humboldt County Marathon Starter Stake Three Year Olds & Upwards, 1 Mile and 5 Furlongs	\$15,000 Guaranteed (Plus up to \$4,500 to Cal-Breds)	Sun., Aug 21

### ❖ THE BIG FRESNO FAIR

The Harvest Stakes Three Year Olds & Upward Fillies&Mares, Six Furlongs	\$50,000 Added Overnight Stakes (Plus up to \$15,000 to Cal-Breds)	Fri, Oct 7
<b>Name TBD</b> Fillies Two Year-Olds – One & 1/16 Miles	\$75,000 Guaranteed (Eligibility Required)	Sun., Oct 9
<b>Name TBD</b> Two Year-Olds – One & 1/16 Miles	\$75,000 Guaranteed (Eligibility Required)	Sun., Oct 16
Bulldog Hdcp, 17 <sup>th</sup> Running Three-Year Olds & Upward, One & 1/8 Miles	\$50,000 Added Overnight Hdcp (Plus up to \$15,000 to Cal-Breds)	Sun., Oct 16

## 2011 Tb Purse Projections (Draft)

CARF - 2011 Consolidated Purse Projections				
Updated by L. Swartzlander April 29, 2011	TB			
Generated Live (Approx 70% In State; 30% Out-of-State)	1,872,426.00			
Out of Zone (In-State)	744,701.00			
Interstate (In-State)	755,307.00			
International AB509 (In-State)	176,193.00			
International AB509 Austrailia Los Alamitos(In-State)	53,748.00			
Non-Merg Purse (Out-of-State)	55,028.00			
Supplemental Purse Funds	464,701.28			
AB1418 Outs (In-State)	119,440.00			
Misc Revenue	13,183.00			
Decoder Revenue	49,376.00			
ADW (CA Residents) (In-State)	1,023,921.00			
ADW (Exports) (Out-of-State)	95,560.00			
AB763 Refund to Humboldt	(10,687.00)			
AB480 Distribution	17,803.00			
Exchange Wagering	9,643.00			
Budget Excess (In-State)	650,683.00			
Expense Excess (In-State)	(61,838.00)			
5% Purse Reduction In - State for 2011	(263,539.36)			
16% Out - of - state Reduction for 2011	(109,359.91)			
SB1072 Purse Money	1,099,823.00			
Over/Under Prior Yr	0.00			
Humboldt GG Overlap	(214,357.00)			
Total Generated	6,541,755.00			
Purses Paid	5,750,399.00			
TOC Maiden Bonus	59,674			
CARF Purse Increases	192,000.00			
Stakes Races	375,000.00			
Assoc Fees	164,682.00			
Total Paid	6,541,755.00			
(Over) Under	0.00			

## 2011 Tb Purse Projections (Draft)

Stockton - 2011 Purse Projections (Five Days)	TB		
Generated Live (Approx 70% In State; 30% Out-of-State)	\$103,616		
Out of Zone (In-State)	\$44,553		
Interstate (In-State)	\$53,614		
International (In State)	\$11,760		
International AB509 Aus Los Alamitos (In-State)	\$3,161		
Non-Merg Purse (Out-of-State)	\$4,390		
Exchange Wagering (Out of State)	\$244		
AB1418 Outs (In-State)	\$15,624		
Misc Revenue (In State)	\$1,459		
Decoder Revenue (In State)	\$4,347		
ADW (CA Residents) (In-State)	\$78,571		
ADW (Exports) (Out-of-State)	\$5,745		
W/C Refund			
AB480 Distribution (In State)	\$1,402		
Budget Excess (In-State)	\$32,163		
Expense Excess (In-State)	-\$3,690		
5% Purse Reduction In-State for 2010	-\$15,775		
16% Out-of-State Reduction for 2010	-\$6,634		
SB1072 Purse Money	\$73,306		
Total Generated	\$407,856		
NTRA Mktg	\$0		
SCOTW W/C program pyt	\$0		
Purses Paid	\$310,655		
TOC Maiden Bonus	\$4,444		
CARF Purse Increase	\$5,000		
Stakes Races	\$50,000		
Assoc Fees	\$10,511		
Total Paid	\$380,610		
(Over) Under	\$27,246		

## 2011 Tb Purse Projections (Draft)

Pleasanton - 2011 Purse Projections (15 days)				
	TB			
Generated Live	\$539,426			
Out of Zone	\$189,137			
Interstate	\$214,689			
International	\$42,838			
AB509 Austrailian Los Alamitos	\$16,354			
Non-Merg Purse, R.F.	\$17,212			
Exchange Wagering	\$2,561			
AB1418 Outs	\$36,262			
Misc Revenue	\$2,719			
Decoder Revenue	\$14,160			
ADW (CA Residents)	\$268,374			
ADW (Exports)	\$30,601			
AB480 Distribution	\$4,683			
W/C Refund				
Budget Excess	\$179,893			
Expense Excess	-\$46,586			
5% Purse Reduction In - State for 2010	-\$65,006			
16% Purse Reduction Out - of - State for 2010	-\$33,952			
SB1072 Purse Money	\$310,651			
Total Generated	\$1,724,016			
NTRA Mktg	\$0			
SCOTW W/C program pyt	\$0			
Purses Paid	\$1,610,318			
Additional Stakes Races	\$50,000			
TOC Maiden Purse	\$17,430			
CARF Purse increase	\$79,000			
Assoc Fees	\$45,554			
Total Paid	\$1,802,302			
(Over) Under	-\$78,286			

## 2011 Tb Purse Projections (Draft)

Sacramento - 2011 Purse Projections				
(10 days)	TB			
Generated Live	208,186.00			
Out of Zone	124,127.00			
Interstate	120,786.00			
International	29,524.00			
AB509 Australian Los Alamitos	9,474.00			
Non-Merg Purse,	5,758.00			
Exchange Wagering	998.00			
AB1418 Outs	18,360.00			
Misc Revenue	1,826.00			
Decoder Revenue	7,208.00			
ADW (CA Residents)	167,190.00			
ADW (Exports)	10,537.00			
AB480 Refund	2,892.00			
W/C Distribution	0.00			
Budget Excess	107,074.00			
Expense Excess	(15,900.00)			
5% Purse Reduction In - State for 2010	(33,832.00)			
16% Purse Reduction Out - of - State for 2010	(12,760.00)			
SB1072 Purse Money	163,889.00			
Total Generated	915,337.00			
NTRA Mktg	0.00			
SCOTW W/C program pyt	0.00			
Purses Paid	832,690.00			
CARF purse increase	4,500.00			
TOC Maiden Bonus	9,718.00			
Assoc Fees	23,791.00			
Total Paid	870,699.00			
(Over) Under	44,638.00			

## 2011 Tb Purse Projections (Draft)

Santa Rosa Purses - 2011 Purse Projections				
	TB			
Generated	560,856.00			
Out of Zone	239,263.00			
Interstate	201,135.00			
International	46,830.00			
International AB 509	14,151.00			
Non-Merg Purse, RF	13,099.00			
Exchange Wagering	2,562.00			
AB1418 Outs	25,542.00			
Misc Revenue	2,816.00			
Decoder Revenue	12,772.00			
ADW (CA Residents)	254,876.00			
ADW (Exports)	29,503.00			
AB480 Distribution	4,360.00			
AB763 Distribution to Humboldt	(10,687.00)			
Budget Excess	221,884.00			
Expense Excess	(9,508.00)			
5% Purse Reduction In - State for 2010	(69,633.00)			
16% Purse Reduction Out - of - State for 2010	(34,147.00)			
SB1072 Purse Money	330,523.00			
Total Generated	1,836,197.00			
Additional Stakes	125,000.00			
Purses Paid	1,802,590.00			
TOC Maiden Purses	18391			
CARF purse increases	75,500.00			
Assoc Fees	47,543.00			
Total Paid	2,069,024.00			
(Over) Under	(232,827.00)			

## 2011 Tb Purse Projections (Draft)

Humboldt 2011 Purse Projections				
(8 days)	TB			
Generated	109,357.00			
Out of Zone	58,987.00			
Interstate	65,340.00			
International	15,229.00			
AB509 Austrailian Los Alamitos	3,287.00			
Non-Merge Purse RF	2,308.00			
Exchange Wagering	263.00			
AB 1418 Outs	2,952.00			
Misc Revenue	1,513.00			
Decoder Revenue	4,286.00			
ADW (CA Residents)	112,905.00			
ADW (Exports)	3,005.00			
AB480 Distribution	1,928.00			
W/C Refund	0.00			
Budget Excess	38,049.00			
Expense Excess	10,843.00			
SB1072 Purse Money	45,362.00			
Purse Monies lost to overlap w/GG	(214,357.00)			
5% handle reduction in - state for 2010	(43,258.36)			
16% Handle reduction out - of - state for 2010	(431.91)			
Total Generated	217,566.72			
NTRA Mktg	0.00			
SCOTW W/C program pyt	0.00			
Purses Paid	327,970.00			
CARF Purse Increases	0.00			
Assoc Fees	12,276.00			
Total Paid	340,246.00			
(Over) Under	(122,679.28)			

## 2011 Tb Purse Projections (Draft)

Fresno Purses - 2011 Purse Projections			
	TB		
Generated Live	350,985.00		
Out of Zone	88,634.00		
Interstate	99,743.00		
International	30,012.00		
AB509 Australian Los Alimotos	7,321.00		
Non-Merg Purse,	12,261.00		
Exchange Wagering	3,015.00		
AB1418 Outs	20,700.00		
Misc Revenue	2,850.00		
Decoder Revenue	6,603.00		
ADW (CA Residents)	142,005.00		
ADW (Exports)	16,169.00		
AB480 Distribution	2,538.00		
W/C Refund	0.00		
Budget Excess	71,620.00		
Expense Excess	3,003.00		
SB1072 Purse Money	176,092.00		
5% Reduction in Handle In - State for 2010	(36,035.00)		
16% Reduction in Handle Out - of - State for 2010	(21,435.00)		
Total Generated	976,081.00		
Stakes Races	150,000.00		
SCOTW W/C program pyt	0.00		
CARF Purse Increases	28,000.00		
Purses Paid	866,176.00		
TOC Maiden Purse	9,691.00		
Assoc Fees	25,007.00		
Total Paid	1,078,874.00		
(Over) Under	(102,793.00)		




Supplemental Purse Funds Balance for 2011							
		2010	2010				
		Allocations	Supplementl	Performance	Total		
		Budgeted	Paid	Budgeted	Budgeted	2010 Actual	2011 Proj
Stockton				83,460	83,460	25100	25100
Pleasanton				130,040	130,040	96440	96440
Sacramento				78,763	78,763	55470	55470
Santa Rosa				137,190	137,190	105,910	105910
Ferndale				41,340	41,340	38,630	38360
Fresno				90,100	90,100	67630	67630
Supplement QH to 80% LA						18977	18977
Supplement EB					60,500	60500	0
Supplemnt EB II						50670	0
Supplement TB						541419	0
Sup three days Hmbltd eb						25644	0
Sup Humboldt 2011							150000
Purse Supplement for Tb 2011					614,701	0	464,701
Funds Used					1,236,094	1086390	1022588
Funds Carried Over				197,397			
Admin					82,500		
Interest Earned				14,415			
Funds Received				1,100,000			
Funds Available					142,922		152,249
Performance Purse Per Runner-TB			3273 starts	\$100			-11
Performance Purse Per Runner-Mixed Breeds			884 starts	\$70			

*California Authority of Racing Fairs*



*Racing Fair Program to Recruit Out-of-State Horse Owners  
and Trainers to Compete in California*



*Recruitment Program 2010*

*Christopher Korby, Executive Director*

## 2010 OUT-OF-STATE RECRUITMENT PROGRAM

### SUMMARY

#### GOALS AND OBJECTIVES

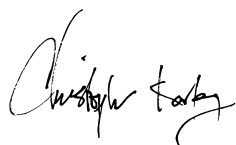
Since 2001, the California Authority of Racing Fairs (CARF) has conducted a program to actively recruit out-of-state owners, trainers and horses to compete on the Northern California Summer Racing Circuit. The goal of the program is simple: increase the field size for summer racing in Northern California. In order to accomplish this goal, CARF has set three objectives for the program: 1) inform and educate horsemen in other jurisdictions to the benefits of racing in California; 2) retain horsemen who have elected to compete in Northern California in previous years; and 3) offer financial incentives to assist horsemen with the cost of shipping horses to Northern California.

#### RECRUITMENT VISITS OUT-OF-STATE

Each spring CARF schedules a series of out-of-state recruitment visits in order to 1) personally meet one-on-one with horsemen in other jurisdictions; 2) explain the benefits of our program; and 3) invite them to compete in Northern California for the summer. In 2010, these visits included two trips to Arizona, a total of four days, with a reception at Turf Paradise and a three-day stay at Portland Meadows and Grant's Pass in Oregon, where we also sponsored a reception. Emerald Downs in Washington has also recently been targeted for recruitment. These visits allow CARF management to respond personally and directly to questions or concerns about such matters as workmen's compensation, backstretch labor inspections and purse structures. In addition to the receptions and the personal visits with horsemen, CARF distributes an extensive packet of information to educate and inform horsemen about current issues of interest in California. By word of mouth, information about the program has also reached horsemen in Iowa, Idaho, West Virginia, New Mexico, Utah and Washington.

#### RELOCATION FEES

In order to financially assist horsemen who choose to ship horses to our circuit, in 2010 CARF paid a \$300 Relocation Fee to the owner of any horse shipping into Northern California from over 600 miles for the horse's first start and \$150 for the horse's second start. A runner making its first start at Ferndale received \$150 for the first start and \$150 for the second start, as well as an additional \$150 for starting again Fresno. The Relocation Fee gives some extra meaning to our invitation to come to California. In some cases, the incentive may create the tipping point as an owner or trainer decides about shipping to our circuit. The Relocation Fee also creates a Paymaster record that allows us to accurately track the results of our program from year to year.



Christopher Korby  
Executive Director



# 2010 THOROUGHBRED RECRUITMENT

## Results of CARF Program to Increase Field Size

The Fair Out-of-State Recruitment Program, administered by the California Authority of Racing Fairs, pays \$300 to every horse that travels 600 or more miles to start on the Northern California Fair Circuit for its first start and an additional \$150 for its second start (\$450 total). A runner making its first start at Ferndale receives \$150 for each of two starts, with another \$150 available if the horse starts again at Fresno.

- **2010 Total Recruitment Costs - \$86,808.40\***  
2010 Recruitment at Tracks - \$31,108.40  
2010 TB Relocation Fees Paid - \$45,150.00  
2010 Trainer Incentives - \$5,300.00  
Number of Horses Paid - 143  
Number of Starts - 331  
Number of TB Starts - 286  
Percentage of Total Horse Population - 9%
- **Number of Starts by Recruited TB Horses, by Fair:**  
Stockton - 19  
Pleasanton - 35  
Sacramento - 34  
Santa Rosa - 52  
Ferndale - 91  
Fresno - 55
- **Number of TB Starts by State Recruited From:**  
Arizona - 115  
Oregon - 73  
Idaho - 38  
Washington - 20  
Utah - 15  
New Mexico - 11  
Nevada - 4  
Delaware - 4  
Other - 5
- **Leading Trainers of Recruited Horses (by starts):**  
Tim McCanna  
Bob Beckner  
W.R. Whitehouse  
Brenda Estes  
Nick Lowe  
Phil Oviedo

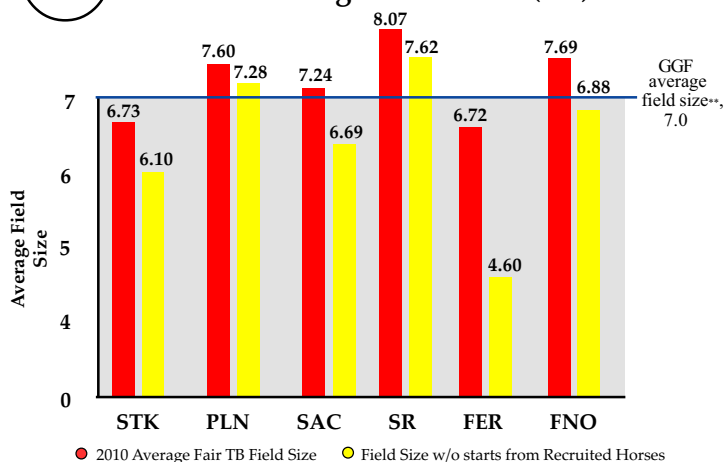
\* Emerging Breed Relocation Fees - \$5,250, Does not Include CMC Reimbursement - \$20,000

\*\* During Period 1/1/10-6/20/10

\*\*\* Cost of Recruitment at Tracks and TB Relocation Fees divided by number of Thoroughbred Starts.

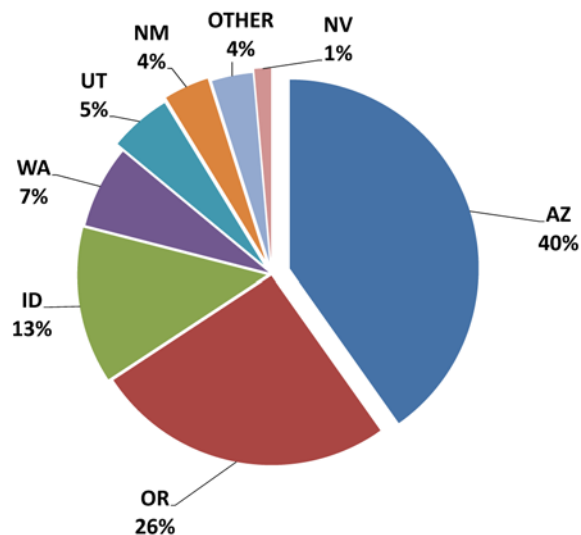
1

### Impact of Recruited Horses on 2010 Average Field Size (TB)



2

### Where did out-of-state horses come from?



3

### What does the Fair Circuit pay on average for each start by an out-of-state horse?

**\$266 per starter\*\*\***

Increased field size is the single largest contributor to increasing ontrack and simulcast handle.

1. Statistics from CHRIMS Runners Report & CARF Out-of-State Starts.
2. Statistics from CARF Paymaster Reports & CFSA Relocation Costs.

**Transaction Type Report**  
**For Types: RE**  
**From 01/01/2010 To 12/31/2010**

**Mar 30,2011 12:24 PM**

**CARF Emerging Breeds**

**Facilities: CARF\_EB**

**Page 1 of 4**

<b>Fac.</b>	<b>Date</b>	<b>From</b>	<b>Account Name</b>	<b>To</b>	<b>Account Name</b>	<b>Amount</b>	<b>Memo</b>
<b>Relocation Costs</b>							
CRF	6/18/2010	30636	Relocation Costs	29717	Cynthia M. Jeffries	300.00	Bold Defense
CRF	6/19/2010	30636	Relocation Costs	36560	Ashley Baze	300.00	Uxmal
CRF	6/19/2010	30636	Relocation Costs	36560	Ashley Baze	300.00	Junior Brown
CRF	6/20/2010	30636	Relocation Costs	37206	W. R. Whitehouse	300.00	Dollar Factor
CRF	6/20/2010	30636	Relocation Costs	37206	W. R. Whitehouse	300.00	Onery Dollars
CRF	6/20/2010	30636	Relocation Costs	37206	W. R. Whitehouse	300.00	Clear Imagine
CRF	6/20/2010	30636	Relocation Costs	37206	W. R. Whitehouse	300.00	Pisa Playboy
CRF	6/20/2010	30636	Relocation Costs	36832	Charles E Hiatt	300.00	Southernreflection
CRF	6/20/2010	30636	Relocation Costs	36832	Charles E Hiatt	300.00	C.C.'s Deelite
CRF	6/21/2010	30636	Relocation Costs	37206	W. R. Whitehouse	300.00	Makafilm
CRF	6/21/2010	30636	Relocation Costs	38122	Bob Grayson, Jr.	300.00	Bakersfield Champ
CRF	6/21/2010	30636	Relocation Costs	38123	Cheryl S. Vernon	300.00	Pueblo Mio
CRF	6/24/2010	30636	Relocation Costs	37367	Jeff Bonde	300.00	Don't Smoke
CRF	6/24/2010	30636	Relocation Costs	37367	Jeff Bonde	300.00	Gracie's Action
CRF	6/24/2010	30636	Relocation Costs	37367	Jeff Bonde	300.00	Izzy Rules
CRF	6/24/2010	30636	Relocation Costs	37549	Patrick Gleason	300.00	Adance for Adele
CRF	6/24/2010	30636	Relocation Costs	37549	Patrick Gleason	300.00	Ciacchi's Angel
CRF	6/25/2010	30636	Relocation Costs	36832	Charles E Hiatt	300.00	Snow Glow
CRF	6/25/2010	30636	Relocation Costs	36832	Charles E Hiatt	300.00	Oh Me Oh My
CRF	6/25/2010	30636	Relocation Costs	38156	Leonard A. Espinoza	300.00	Chailepis
CRF	6/27/2010	30636	Relocation Costs	29270	Rhonda B. Davis	300.00	Free The World
CRF	6/27/2010	30636	Relocation Costs	29270	Rhonda B. Davis	300.00	Mickeymac
CRF	6/27/2010	30636	Relocation Costs	37191	Dan Morgan	300.00	Markmelauras
CRF	6/27/2010	30636	Relocation Costs	36832	Charles E Hiatt	300.00	Shy Serena
CRF	6/27/2010	30636	Relocation Costs	29270	Rhonda B. Davis	300.00	Smokin Dixi
CRF	6/27/2010	30636	Relocation Costs	29270	Rhonda B. Davis	150.00	Smokin Dixi
CRF	6/27/2010	30636	Relocation Costs	38156	Leonard A. Espinoza	300.00	New Citizen
CRF	6/30/2010	30636	Relocation Costs	37206	W. R. Whitehouse	150.00	Pisa Playboy
CRF	7/1/2010	30636	Relocation Costs	37191	Dan Morgan	300.00	Memorial Way
CRF	7/2/2010	30636	Relocation Costs	36560	Ashley Baze	150.00	Junior Brown
CRF	7/2/2010	30636	Relocation Costs	37206	W. R. Whitehouse	150.00	Dollar Factor
CRF	7/2/2010	30636	Relocation Costs	37654	Debbie Winick	300.00	Madame Moon
CRF	7/3/2010	30636	Relocation Costs	38156	Leonard A. Espinoza	300.00	Sliven
CRF	7/3/2010	30636	Relocation Costs	37191	Dan Morgan	300.00	Run Til Sundown
CRF	7/4/2010	30636	Relocation Costs	37206	W. R. Whitehouse	150.00	Makafilm
CRF	7/5/2010	30636	Relocation Costs	37549	Patrick Gleason	300.00	Fighting City Hall
CRF	7/6/2010	30636	Relocation Costs	37191	Dan Morgan	300.00	Keysong
CRF	7/6/2010	30636	Relocation Costs	37367	Jeff Bonde	150.00	Don't Smoke
CRF	7/10/2010	30636	Relocation Costs	37196	Helen Shelley	300.00	Macho Maury
CRF	7/10/2010	30636	Relocation Costs	37196	Helen Shelley	150.00	Macho Maury
CRF	7/10/2010	30636	Relocation Costs	37196	Helen Shelley	300.00	A Sargent General
CRF	7/10/2010	30636	Relocation Costs	37196	Helen Shelley	150.00	A Sargent General
CRF	7/10/2010	30636	Relocation Costs	37367	Jeff Bonde	300.00	I'm a Princess
CRF	7/10/2010	30636	Relocation Costs	36832	Charles E Hiatt	150.00	C.C.'s Deelite
CRF	7/11/2010	30636	Relocation Costs	12451	Ray Odom	300.00	Presentee
CRF	7/11/2010	30636	Relocation Costs	12451	Ray Odom	150.00	Presentee
CRF	7/11/2010	30636	Relocation Costs	12451	Ray Odom	300.00	Considerate Swiss
CRF	7/11/2010	30636	Relocation Costs	38156	Leonard A. Espinoza	150.00	Chailepis
CRF	7/16/2010	30636	Relocation Costs	37367	Jeff Bonde	150.00	Gracie's Action
CRF	7/17/2010	30636	Relocation Costs	37180	Andy Mathis	300.00	Cali Randi
CRF	7/17/2010	30636	Relocation Costs	37180	Andy Mathis	150.00	Cali Randi
CRF	7/17/2010	30636	Relocation Costs	29990	Lyle D. Canham	300.00	Scuddydos
CRF	7/17/2010	30636	Relocation Costs	29990	Lyle D. Canham	150.00	Scuddydos
CRF	7/18/2010	30636	Relocation Costs	37654	Debbie Winick	150.00	Madame Moon
CRF	7/18/2010	30636	Relocation Costs	12451	Ray Odom	150.00	Considerate Swiss
CRF	7/18/2010	30636	Relocation Costs	36832	Charles E Hiatt	150.00	Shy Serena
CRF	7/18/2010	30636	Relocation Costs	37367	Jeff Bonde	150.00	Izzy Rules
CRF	7/18/2010	30636	Relocation Costs	29717	Cynthia M. Jeffries	300.00	Iced Champagne
CRF	7/21/2010	30636	Relocation Costs	37835	Suzanne Stader	300.00	Wild Weave
CRF	7/22/2010	30636	Relocation Costs	37396	Harley Kowalsky	300.00	Awol n' Running



**Transaction Type Report**  
**For Types: RE**  
**From 01/01/2010 To 12/31/2010**

**Mar 30,2011 12:24 PM**

**CARF Emerging Breeds**

**Facilities: CARF\_EB**

**Page 2 of 4**

<b>Fac.</b>	<b>Date</b>	<b>From</b>	<b>Account Name</b>	<b>To</b>	<b>Account Name</b>	<b>Amount</b>	<b>Memo</b>
CRF	7/22/2010	30636	Relocation Costs	37396	Harley Kowalsky	300.00	Manderley Bay
CRF	7/22/2010	30636	Relocation Costs	37396	Harley Kowalsky	150.00	Awol n' Running
CRF	7/22/2010	30636	Relocation Costs	37206	W. R. Whitehouse	150.00	Onery Dollars
CRF	7/22/2010	30636	Relocation Costs	37549	Patrick Gleason	150.00	Fighting City Hall
CRF	7/22/2010	30636	Relocation Costs	36560	Ashley Baze	150.00	Uxmal
CRF	7/22/2010	30636	Relocation Costs	29457	Paul A. Treasure	300.00	Northern Poptart
CRF	7/22/2010	30636	Relocation Costs	36428	David M. Walker	300.00	Hammatt Island
CRF	7/23/2010	30636	Relocation Costs	36428	David M. Walker	300.00	Mountain Yodeler
CRF	7/23/2010	30636	Relocation Costs	29270	Rhonda B. Davis	300.00	Bobsong Forana
CRF	7/26/2010	30636	Relocation Costs	37306	Rhonda Schiewe	300.00	Newsworthy
CRF	7/26/2010	30636	Relocation Costs	29878	Paul Schiewe	300.00	Lucky B Lou
CRF	7/26/2010	30636	Relocation Costs	37206	W. R. Whitehouse	300.00	Warren's Allstar
CRF	7/28/2010	30636	Relocation Costs	31655	Tim McCanna	500.00	Per T. Doutrich
CRF	7/29/2010	30636	Relocation Costs	29477	Jim Schleimer	300.00	SE Butterfly
CRF	7/29/2010	30636	Relocation Costs	37191	Dan Morgan	300.00	Five Star Fortune
CRF	7/29/2010	30636	Relocation Costs	37191	Dan Morgan	150.00	Memorial Way
CRF	7/29/2010	30636	Relocation Costs	37186	Steve Miyadi	300.00	Investment Grade
CRF	7/29/2010	30636	Relocation Costs	37186	Steve Miyadi	150.00	Investment Grade
CRF	7/29/2010	30636	Relocation Costs	38148	Cheryl A Wipfli	300.00	Per L. Swartzlander
CRF	7/31/2010	30636	Relocation Costs	37206	W. R. Whitehouse	300.00	Golden Glacier
CRF	8/1/2010	30636	Relocation Costs	37191	Dan Morgan	150.00	Markmelauras
CRF	8/1/2010	30636	Relocation Costs	37835	Suzanne Stader	150.00	Wild Weave
CRF	8/4/2010	30636	Relocation Costs	37199	Ray Thomas	300.00	Wide Open Throttle
CRF	8/5/2010	30636	Relocation Costs	29477	Jim Schleimer	150.00	SE Butterfly
CRF	8/6/2010	30636	Relocation Costs	37202	Sandy Torok	300.00	WMA Silver Sword
CRF	8/6/2010	30636	Relocation Costs	37191	Dan Morgan	150.00	Run Til Sundown
CRF	8/7/2010	30636	Relocation Costs	37143	Rene Amescua	500.00	Per T. Doutrich
CRF	8/7/2010	30636	Relocation Costs	37206	W. R. Whitehouse	500.00	Per T. Doutrich
CRF	8/7/2010	30636	Relocation Costs	37171	Elmer January	500.00	Per T. Doutrich
CRF	8/7/2010	30636	Relocation Costs	35859	Art Riesgo	500.00	Per T. Doutrich
CRF	8/7/2010	30636	Relocation Costs	37178	Mike Lenzini	500.00	Per T. Doutrich
CRF	8/7/2010	30636	Relocation Costs	31655	Tim McCanna	300.00	Power Strip
CRF	8/7/2010	30636	Relocation Costs	31655	Tim McCanna	300.00	More Wine Mon
CRF	8/7/2010	30636	Relocation Costs	31655	Tim McCanna	300.00	Soul Patch
CRF	8/7/2010	30636	Relocation Costs	31655	Tim McCanna	300.00	Siberian Cocktail
CRF	8/7/2010	30636	Relocation Costs	31655	Tim McCanna	300.00	He's Flyin Home
CRF	8/8/2010	30636	Relocation Costs	29717	Cynthia M. Jeffries	150.00	Bold Defense
CRF	8/8/2010	30636	Relocation Costs	37196	Helen Shelley	300.00	So Big Is Better
CRF	8/8/2010	30636	Relocation Costs	29717	Cynthia M. Jeffries	150.00	Iced Champagne
CRF	8/9/2010	30636	Relocation Costs	37206	W. R. Whitehouse	300.00	Academy Spy
CRF	8/9/2010	30636	Relocation Costs	37549	Patrick Gleason	300.00	Asong For Cynthia
CRF	8/11/2010	30636	Relocation Costs	36832	Charles E Hiatt	150.00	Snow Glow
CRF	8/11/2010	30636	Relocation Costs	29270	Rhonda B. Davis	150.00	Free The World
CRF	8/12/2010	30636	Relocation Costs	30162	Gray Castle Farm	300.00	Mistical Blend
CRF	8/12/2010	30636	Relocation Costs	30406	Sondra Gabriel	300.00	Soft Defense
CRF	8/12/2010	30636	Relocation Costs	31655	Tim McCanna	150.00	More Wine Mon
CRF	8/13/2010	30636	Relocation Costs	29501	Sandy Hanna	300.00	I'll Try
CRF	8/14/2010	30636	Relocation Costs	38513	Nick Lowe	150.00	Tijuana Tuesday
CRF	8/14/2010	30636	Relocation Costs	38513	Nick Lowe	150.00	Any Wager
CRF	8/14/2010	30636	Relocation Costs	38513	Nick Lowe	150.00	Relieve
CRF	8/14/2010	30636	Relocation Costs	38532	Margie Cantrell	150.00	Clydeja
CRF	8/14/2010	30636	Relocation Costs	37199	Ray Thomas	150.00	Wide Open Throttle
CRF	8/14/2010	30636	Relocation Costs	31655	Tim McCanna	300.00	Aquatic Cat
CRF	8/14/2010	30636	Relocation Costs	31655	Tim McCanna	150.00	Soul Patch
CRF	8/14/2010	30636	Relocation Costs	35859	Art Riesgo	150.00	Sweeping Vision
CRF	8/14/2010	30636	Relocation Costs	35859	Art Riesgo	150.00	Onza de Oro
CRF	8/14/2010	30636	Relocation Costs	37436	Phil Oviedo	300.00	Heisman U
CRF	8/14/2010	30636	Relocation Costs	37436	Phil Oviedo	300.00	Tripp To Glory
CRF	8/14/2010	30636	Relocation Costs	37436	Phil Oviedo	150.00	Heisman U
CRF	8/14/2010	30636	Relocation Costs	37436	Phil Oviedo	150.00	Valid Valentino
CRF	8/15/2010	30636	Relocation Costs	32400	Brenda E. Estes	150.00	Reeds Crk. Willie
CRF	8/15/2010	30636	Relocation Costs	29878	Paul Schiewe	150.00	Lucky B Lou

**Transaction Type Report**  
**For Types: RE**  
**From 01/01/2010 To 12/31/2010**

**Mar 30,2011 12:24 PM**

**CARF Emerging Breeds**

**Facilities: CARF\_EB**

**Page 3 of 4**

<b>Fac.</b>	<b>Date</b>	<b>From</b>	<b>Account Name</b>	<b>To</b>	<b>Account Name</b>	<b>Amount</b>	<b>Memo</b>
CRF	8/15/2010	30636	Relocation Costs	38512	Bob Beckner	150.00	A.J.'s Lil Amigo
CRF	8/15/2010	30636	Relocation Costs	30262	David Marshall	300.00	Johnny Bonita
CRF	8/15/2010	30636	Relocation Costs	38156	Leonard A. Espinoza	150.00	New Citizen
CRF	8/15/2010	30636	Relocation Costs	31655	Tim McCanna	300.00	Banditontheloose
CRF	8/15/2010	30636	Relocation Costs	38532	Margie Cantrell	150.00	Sher Veil
CRF	8/15/2010	30636	Relocation Costs	37436	Phil Oviedo	150.00	Drewsboro Road
CRF	8/15/2010	30636	Relocation Costs	12525	Gene Tagliaferri	150.00	I'm A Princess
CRF	8/15/2010	30636	Relocation Costs	38513	Nick Lowe	150.00	Blanding
CRF	8/15/2010	30636	Relocation Costs	38521	Claudia J Brown	150.00	Run N Chumaree
CRF	8/15/2010	30636	Relocation Costs	32400	Brenda E. Estes	150.00	Guy's Legacy
CRF	8/15/2010	30636	Relocation Costs	32400	Brenda E. Estes	150.00	Indian Mary
CRF	8/15/2010	30636	Relocation Costs	30072	Nancy Klapatch	150.00	Black Magic
CRF	8/15/2010	30636	Relocation Costs	38512	Bob Beckner	150.00	One Fine Cat
CRF	8/15/2010	30636	Relocation Costs	38512	Bob Beckner	150.00	JoJo's Justice
CRF	8/15/2010	30636	Relocation Costs	38512	Bob Beckner	150.00	Danzgal
CRF	8/15/2010	30636	Relocation Costs	38512	Bob Beckner	150.00	Mark The Cop
CRF	8/15/2010	30636	Relocation Costs	30162	Gray Castle Farm	150.00	Mistical Blend
CRF	8/15/2010	30636	Relocation Costs	38156	Leonard A. Espinoza	150.00	Sliven
CRF	8/15/2010	30636	Relocation Costs	37436	Phil Oviedo	150.00	Stir The Pot
CRF	8/15/2010	30636	Relocation Costs	38512	Bob Beckner	150.00	Richfield
CRF	8/15/2010	30636	Relocation Costs	38532	Margie Cantrell	150.00	Akickatthekat
CRF	8/15/2010	30636	Relocation Costs	30072	Nancy Klapatch	150.00	Old Standard
CRF	8/15/2010	30636	Relocation Costs	32400	Brenda E. Estes	150.00	Digitizer
CRF	8/15/2010	30636	Relocation Costs	38513	Nick Lowe	150.00	Change Your Mask
CRF	8/19/2010	30636	Relocation Costs	37161	Jimmie E. Hill	150.00	Betcha Ima Bigshot
CRF	8/19/2010	30636	Relocation Costs	37161	Jimmie E. Hill	150.00	Good As It Gets
CRF	8/19/2010	30636	Relocation Costs	37161	Jimmie E. Hill	150.00	Do No Evil
CRF	8/19/2010	30636	Relocation Costs	37161	Jimmie E. Hill	150.00	Easter Isle
CRF	8/19/2010	30636	Relocation Costs	37161	Jimmie E. Hill	150.00	No Seconds Please
CRF	8/19/2010	30636	Relocation Costs	38512	Bob Beckner	150.00	Low Expectations
CRF	8/20/2010	30636	Relocation Costs	38553	George H Hanson	150.00	Snow Kitten
CRF	8/20/2010	30636	Relocation Costs	38512	Bob Beckner	150.00	One Fine Cat
CRF	8/21/2010	30636	Relocation Costs	37396	Harley Kowalsky	150.00	Early Habit
CRF	8/21/2010	30636	Relocation Costs	37436	Phil Oviedo	150.00	Drewsboro Road
CRF	8/21/2010	30636	Relocation Costs	37206	W. R. Whitehouse	150.00	Academy Spy
CRF	8/21/2010	30636	Relocation Costs	38513	Nick Lowe	150.00	Any Wager
CRF	8/21/2010	30636	Relocation Costs	38513	Nick Lowe	150.00	Tijuana Tuesday
CRF	8/21/2010	30636	Relocation Costs	38512	Bob Beckner	150.00	Oh Wilson
CRF	8/21/2010	30636	Relocation Costs	38512	Bob Beckner	150.00	Twisted Windsocks
CRF	8/21/2010	30636	Relocation Costs	38512	Bob Beckner	150.00	Mark The Cop
CRF	8/21/2010	30636	Relocation Costs	32400	Brenda E. Estes	150.00	Guy's Legacy
CRF	8/21/2010	30636	Relocation Costs	38553	George H Hanson	150.00	Slickest
CRF	8/21/2010	30636	Relocation Costs	37154	Ramon Pulido	150.00	Good As It Gets
CRF	8/21/2010	30636	Relocation Costs	32400	Brenda E. Estes	150.00	Spooler
CRF	8/21/2010	30636	Relocation Costs	36832	Charles E Hiatt	500.00	Per T. Doutrich
CRF	8/21/2010	30636	Relocation Costs	37152	Edward R. Freeman	500.00	Per T. Doutrich
CRF	8/22/2010	30636	Relocation Costs	30406	Sondra Gabriel	150.00	Soft Defense
CRF	8/22/2010	30636	Relocation Costs	32400	Brenda E. Estes	150.00	Reeds Crk. Willie
CRF	8/22/2010	30636	Relocation Costs	32400	Brenda E. Estes	150.00	Digitizer
CRF	8/22/2010	30636	Relocation Costs	37202	Sandy Torok	150.00	WMA Silver Sword
CRF	8/22/2010	30636	Relocation Costs	38521	Claudia J Brown	150.00	Sweeping Vision
CRF	8/22/2010	30636	Relocation Costs	38521	Claudia J Brown	150.00	Run N Chumaree
CRF	8/22/2010	30636	Relocation Costs	38521	Claudia J Brown	150.00	Onza de Oro
CRF	8/22/2010	30636	Relocation Costs	38532	Margie Cantrell	150.00	Sher Veil
CRF	8/22/2010	30636	Relocation Costs	38532	Margie Cantrell	150.00	Clydeja
CRF	8/22/2010	30636	Relocation Costs	38532	Margie Cantrell	150.00	Akickatthekat
CRF	8/22/2010	30636	Relocation Costs	38513	Nick Lowe	150.00	Relieve
CRF	8/22/2010	30636	Relocation Costs	38512	Bob Beckner	150.00	Northern Will
CRF	8/22/2010	30636	Relocation Costs	30072	Nancy Klapatch	150.00	Black magic
CRF	8/22/2010	30636	Relocation Costs	37161	Jimmie E. Hill	150.00	Do No Evil
CRF	8/22/2010	30636	Relocation Costs	37189	William E. Morey	150.00	Yagotkissesforpops
CRF	8/22/2010	30636	Relocation Costs	37189	William E. Morey	150.00	Yagotkissesforpops

**Transaction Type Report**  
**For Types: RE**  
**From 01/01/2010 To 12/31/2010**

**Mar 30, 2011 12:24 PM**

**CARF Emerging Breeds**

**Facilities: CARF\_EB**

**Page 4 of 4**

<b>Fac.</b>	<b>Date</b>	<b>From</b>	<b>Account Name</b>	<b>To</b>	<b>Account Name</b>	<b>Amount</b>	<b>Memo</b>
CRF	8/22/2010	30636	Relocation Costs	38512	Bob Beckner	1,000.00	Per L. Swartzlander (10)
CRF	8/22/2010	30636	Relocation Costs	30072	Nancy Klapatch	150.00	Old Standard
CRF	8/22/2010	30636	Relocation Costs	37196	Helen Shelley	150.00	So Big Is Better
CRF	8/22/2010	30636	Relocation Costs	38512	Bob Beckner	150.00	A.J.'s Lil Amigo
CRF	8/22/2010	30636	Relocation Costs	38512	Bob Beckner	150.00	Jojo's Justice
CRF	8/22/2010	30636	Relocation Costs	37161	Jimmie E. Hill	150.00	Easter Isle
CRF	9/3/2010	30636	Relocation Costs	36049	Randy Morris	300.00	Jolly Ollie
CRF	9/3/2010	30636	Relocation Costs	36049	Randy Morris	150.00	Jolly Ollie
CRF	10/7/2010	30636	Relocation Costs	37194	Dale T. Raymond	150.00	Lzp Jpzell
CRF	10/8/2010	30636	Relocation Costs	37189	William E. Morey	150.00	Yagotkissesforpops
CRF	10/8/2010	30636	Relocation Costs	38532	Margie Cantrell	150.00	Akickatthecat
CRF	10/8/2010	30636	Relocation Costs	37178	Mike Lenzini	300.00	Right To Shine
CRF	10/8/2010	30636	Relocation Costs	37178	Mike Lenzini	300.00	Pulzaar's Wings
CRF	10/8/2010	30636	Relocation Costs	37178	Mike Lenzini	300.00	Hangin by the Bay
CRF	10/8/2010	30636	Relocation Costs	37178	Mike Lenzini	150.00	Hangin by the Bay
CRF	10/9/2010	30636	Relocation Costs	38532	Margie Cantrell	150.00	Clydeja
CRF	10/9/2010	30636	Relocation Costs	38532	Margie Cantrell	150.00	Sherveil
CRF	10/9/2010	30636	Relocation Costs	37178	Mike Lenzini	300.00	Buffalo Flyer
CRF	10/10/2010	30636	Relocation Costs	37178	Mike Lenzini	300.00	Sultry Voice
CRF	10/10/2010	30636	Relocation Costs	37178	Mike Lenzini	300.00	Nurse Suzie
CRF	10/11/2010	30636	Relocation Costs	38553	George H Hanson	300.00	Snow Kitten
CRF	10/11/2010	30636	Relocation Costs	30072	Nancy Klapatch	150.00	Old Standard
CRF	10/11/2010	30636	Relocation Costs	37178	Mike Lenzini	300.00	Kash's Komet
CRF	10/14/2010	30636	Relocation Costs	38553	George H Hanson	300.00	Slickest
CRF	10/14/2010	30636	Relocation Costs	37178	Mike Lenzini	300.00	Just For Jami
CRF	10/15/2010	30636	Relocation Costs	33401	Cindy Scharli & Susan Willis	300.00	PJ Miss Zuby
CRF	10/15/2010	30636	Relocation Costs	37154	Ramon Pulido	300.00	Raineman
CRF	10/16/2010	30636	Relocation Costs	37154	Ramon Pulido	150.00	Raineman
CRF	10/16/2010	30636	Relocation Costs	31655	Tim McCanna	300.00	Leerider
CRF	10/16/2010	30636	Relocation Costs	37206	W. R. Whitehouse	300.00	Warduty
CRF	10/16/2010	30636	Relocation Costs	34063	JaNae Carson	300.00	Go Gus Go
CRF	10/16/2010	30636	Relocation Costs	34063	JaNae Carson	300.00	No Direction Home
CRF	10/16/2010	30636	Relocation Costs	37197	Diana L. Skinner	300.00	Samsarah
CRF	10/16/2010	30636	Relocation Costs	33658	John Degenfelder	300.00	Virebe
CRF	10/16/2010	30636	Relocation Costs	33658	John Degenfelder	150.00	Virebe
CRF	10/16/2010	30636	Relocation Costs	38415	Arvonne Degenfelder	300.00	Dakaking
CRF	10/16/2010	30636	Relocation Costs	31655	Tim McCanna	300.00	Big Sky Posse
CRF	10/16/2010	30636	Relocation Costs	31655	Tim McCanna	300.00	Cozzena Angelina
CRF	10/16/2010	30636	Relocation Costs	31655	Tim McCanna	150.00	Siberian Cocktail
CRF	10/16/2010	30636	Relocation Costs	37178	Mike Lenzini	150.00	Sultry Voice
CRF	10/16/2010	30636	Relocation Costs	37178	Mike Lenzini	150.00	Right to Shine
CRF	10/16/2010	30636	Relocation Costs	37178	Mike Lenzini	150.00	Buffalo Flyer
CRF	10/16/2010	30636	Relocation Costs	12097	Dennis Ward	300.00	Peaknatacat
CRF	10/17/2010	30636	Relocation Costs	29366	Carolyn Faist	300.00	Thompson Cat
CRF	10/17/2010	30636	Relocation Costs	29366	Carolyn Faist	300.00	Super Jackpot
CRF	10/17/2010	30636	Relocation Costs	29366	Carolyn Faist	300.00	Umaimah's Gold
CRF	10/17/2010	30636	Relocation Costs	29366	Carolyn Faist	150.00	Super Jackpot
CRF	10/17/2010	30636	Relocation Costs	38658	Alfredo Vargas Ocegueda	300.00	Excesstrouble
CRF	10/17/2010	30636	Relocation Costs	37197	Diana L. Skinner	150.00	Samsarah
CRF	10/17/2010	30636	Relocation Costs	34063	JaNae Carson	150.00	Go Gus Go
CRF	10/17/2010	30636	Relocation Costs	37396	Harley Kowalsky	300.00	Attleboro
CRF	10/17/2010	30636	Relocation Costs	29366	Carolyn Faist	150.00	Thompson Cat
CRF	10/17/2010	30636	Relocation Costs	37176	Bret H. Layne	300.00	Swiss Charmer
CRF	10/17/2010	30636	Relocation Costs	37176	Bret H. Layne	300.00	Ladiesfireandice
CRF	10/17/2010	30636	Relocation Costs	31655	Tim McCanna	300.00	Alfawnsoul
CRF	10/17/2010	30636	Relocation Costs	31655	Tim McCanna	300.00	Luckyladylightning
CRF	10/17/2010	30636	Relocation Costs	37178	Mike Lenzini	150.00	Nurse Suzie
CRF	10/17/2010	30636	Relocation Costs	37178	Mike Lenzini	150.00	Just for Jami

55,700.00

Grand Total 55,700.00



# 2009 THOROUGHBRED RECRUITMENT

## Results of CARF Program to Increase Field Size

The Fair Out-of-State Recruitment Program, administered by the California Authority of Racing Fairs, pays \$300 to every horse that travels 600 or more miles to start on the Northern California Fair Circuit for its first start and an additional \$150 for its second start (\$450 total). A runner making its first start at Ferndale receives \$150, with another \$300 available if the horse starts again at another Fair facility.

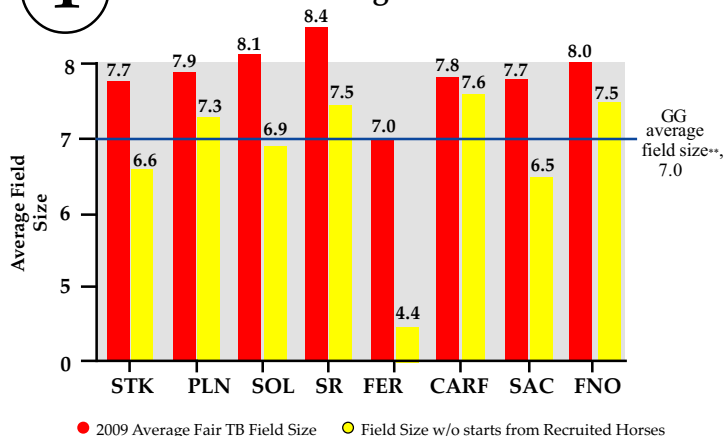
- **2009 Total Recruitment Costs - \$104,776.04\***  
2009 Recruitment at Tracks - \$22,176.04  
2009 TB Relocation Fees Paid - \$73,600.00  
2009 Trainer Incentives - \$4,500  
Number of Horses Paid - 217  
Number of Starts - 588  
Percentage of Total Horse Population - 13%
- **Number of Starts by Recruited Horses, by Fair:**  
Stockton - 81  
Pleasanton - 82  
Vallejo - 51  
Santa Rosa - 74  
Ferndale - 111  
CARF at GGF - 43  
Sacramento - 104  
Fresno - 42
- **Number of Starts by State Recruited From:**  
Arizona - 243  
Idaho - 94  
Oregon - 89  
West Virginia - 42  
Washington - 27  
California (Fairplex) - 23  
New Mexico - 21  
Nevada - 12  
Other - 60
- **Leading Trainers of Recruited Horses (by starts):**  
Don Roberson  
Keith Bennett  
Justin Treasure  
Kelly Bainum  
Jason Homer  
W.R. Whitehouse  
Charles Hiatt

\* Emerging Breed Relocation Fees - \$4,500, Does not Include CMC Reimbursement - \$25,000

\*\* During Period 1/1/09-6/18/09

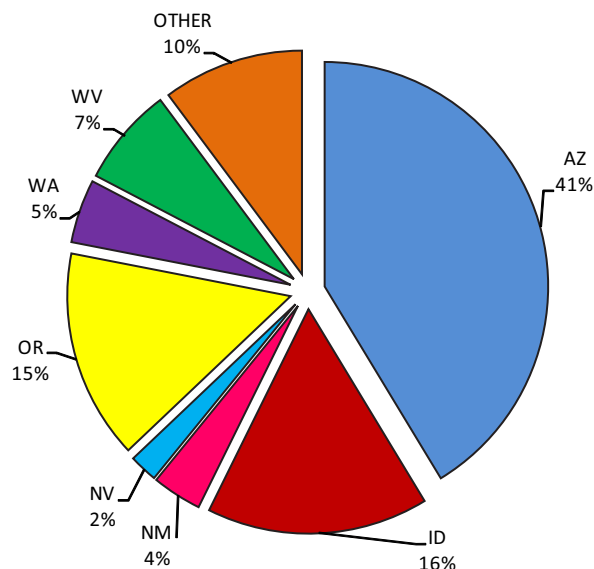
1

### Impact of Recruited Horses on 2009 Average Field Size



2

### Where did out-of-state horses come from?



3

### What does the Fair Circuit pay on average for each start by an out-of-state horse?

**\$178 per starter**

Increased field size is the single largest contributor to increasing ontrack and simulcast handle.

1. Statistics from CHRIMS Runners Report & CARF Out-of-State Starts.
2. Statistics from CARF Paymaster Reports & CFSA Relocation Costs.

# 2007 THOROUGHBRED RECRUITMENT

## Results of CARF Program to Increase Field Size

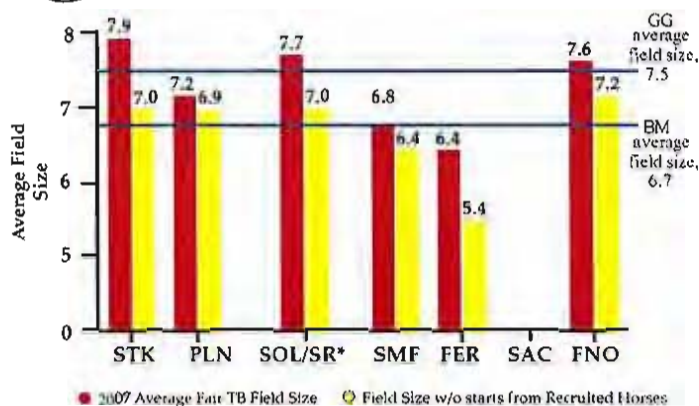
The Fair Out-of-State Recruitment Program, administered by the California Authority of Racing Fairs, pays \$300 to every horse that travels 600 or more miles to start on the Northern California Fair Circuit. A runner making its first start at Ferndale receives \$150, with another \$150 available if the horse starts again at Fresno.

- **2007 Total Recruitment Costs - \$59,585**  
2007 TB Relocation Fees Paid - \$43,200  
Number of Horses Paid - 154 (-15%)  
Number of Starts - 409 (-9%)
- **Number of Starts by Recruited Horses, by Fair:**  
Stockton - 62  
Pleasanton - 28  
Vallejo - 33\*  
Santa Rosa - 118\*  
San Mateo - 24  
Ferndale - 97  
Sacramento - Harness Meet Conducted (2005-2007)  
Fresno - 47
- **Number of Starts by State Recruited From:**  
Arizona - 195 (+43%)  
Oregon - 130 (-12%)  
Idaho - 48 (-8%)  
Utah - 16 (-75%)  
Washington - 9 (+50%)  
New Mexico - 7 (-77%)  
Other - 4
- **Leading Trainers of Recruited Horses (by starts):**  
Haverty, K. - 46  
Espinoza, L. - 34  
Brinkerhoff, D. - 30  
Bennett, K. - 31  
Bainum, T. - 27  
Whitehouse, W.R. - 25  
Delima, C. - 23  
Costa, E. - 19  
Treasure, J. - 19  
Morgan, D. - 16

\* In 2007, the Solano County Fair and the Sonoma County Fair ran a combined Solano Sonoma Wine Country Race Meet with 18 days run at Santa Rosa and 5 days run at Vallejo.

1

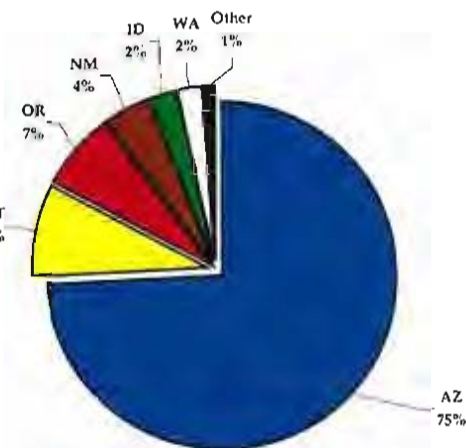
### 2007 Average Fair Field Size w/o Recruited Horses



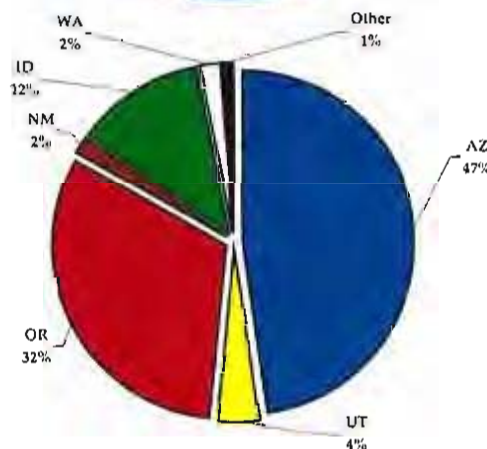
2

### Where did out-of-state horses come from in 2007? How has the program expanded since 2004?

In 2004, CARF recruitment efforts were 75% reliant on one region (Arizona) for its horse supply.



In 2007, the number of starts by out-of-state horses has diversified significantly due to expanded recruitment efforts.



1. Statistics from CHRIMS Runners Report & CARF Out-of-State Starts.
2. Statistics from CARF Paymaster Reports & CFSA Relocation Costs.

# 2006 THOROUGHBRED RECRUITMENT

## Results of CARF Program to Increase Field Size

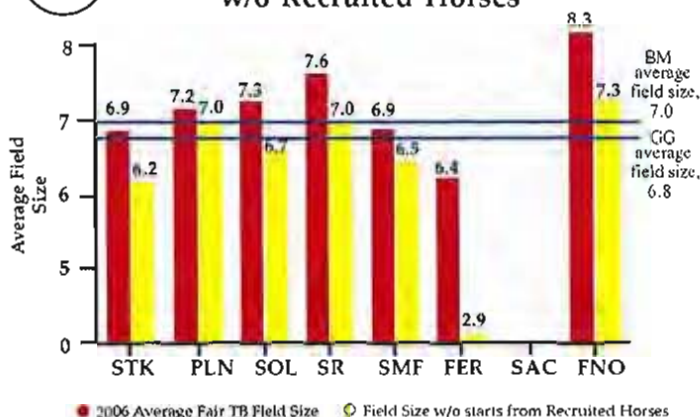
The Fair Out-of-State Recruitment Program, administered by the California Authority of Racing Fairs, pays \$300 to every horse that travels 600 or more miles to start on the Northern California Fair Circuit.

- **2006 Total Recruitment Costs - \$67,857**  
2006 Relocation Fees Paid - \$54,600  
Number of Horses Paid - 182 (+15%)  
Number of Starts - 443 (+0%)
- **Number of Starts by Recruited Horses, by Fair:**  
Stockton - 51  
Pleasanton - 27  
Vallejo - 52  
Santa Rosa - 57  
San Mateo - 38  
Ferndale - 152  
Sacramento - Harness Meet Conducted in 2005  
Fresno - 66
- **Number of Starts by State Recruited From:**  
Oregon - 147 (+81%)  
Arizona - 136 (-44%)\*  
Idaho - 52 (+44%)  
New Mexico - 31 (+100%)  
Utah - 64 (+64%)  
Washington - 6 (-50%)  
Other - 7
- **Leading Trainers of Recruited Horses (by starts):**  
Hill, J. (OR) - 43  
Homer, J. (ID) - 40  
Hanford, P. (AZ) - 37  
Haverty, K. (OR) - 29  
Payton, J. (NM) - 26  
Morgan, D. (AZ) - 22  
Bennett, K. (AZ) - 21  
Courtright, C. (OR) - 20

\* In 2005, Arizona trainer Michael Lenzini's horses contributed 113 starts to the Fair Circuit. In Fall 2005, Mr. Lenzini decided to base his stable in Northern California and did not qualify for relocation fees in 2006.

1

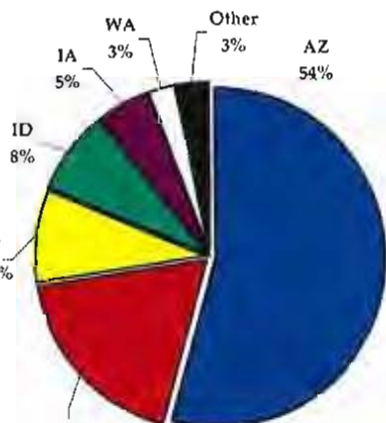
2006 Average Fair Field Size w/o Recruited Horses



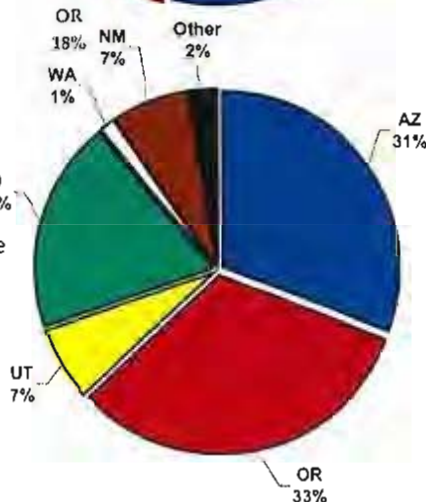
2

Where did out-of-state horses come from in 2005? Did the trend continue in 2006?

In 2005, CARF recruitment efforts expanded to Oregon. The resulting increase of Oregon horsemen helped the Fairs become less dependent on one region for its horse supply. (Arizona).



In 2006, the number of starts by out-of-state horses remained level, while the states they were recruited from continued to diversify.



1. Statistics from CHRIMS Runners Report & CARF Out-of-State Starts.
2. Statistics from CARF Paymaster Reports & CFSA Relocation Costs.

# 2005 THOROUGHBRED RECRUITMENT

## Results of CARF Program to Increase Field Size

The Fair Out-of-State Recruitment Program, administered by the California Authority of Racing Fairs, pays \$200 to every horse that travels 600 or more miles to start on the Northern California Fair Circuit. The popularity continues to grow with participation increasing every year since its inception.

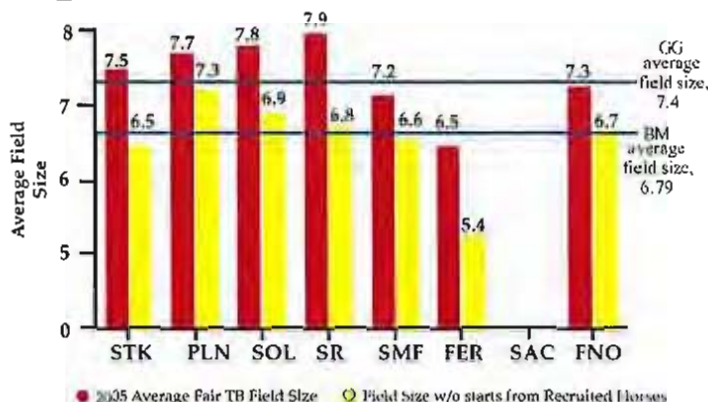
- **2005 Total Recruitment Costs - \$43,048.59**  
2005 Relocation Fees Paid - \$31,400  
Number of Horses Paid - 157 (+17%)  
Number of Starts - 445 (-1%) \*12 Lower Race Days
- **Number of Starts by Recruited Horses, by Fair:**  
Stockton - 79 (-10%)  
Pleasanton - 36 (+64%)  
Vallejo - 86 (-7%)  
Santa Rosa - 106 (+46%)  
San Mateo - 53 (+74%)  
Ferndale - 48 (+71%)  
Sacramento - Harness Meet Conducted in 2005  
Fresno - 37 (+6%)
- **Number of Starts by State Recruited From:**  
Arizona - 241 (-28%)  
Oregon - 81 (+145%)  
Utah - 39 (+13%)  
Idaho - 36 (+227%)  
Iowa - 22 (+210%)  
Washington - 12 (+20%)  
Other - 13 (NM, CAN, WY, KY, TX)
- **Leading Trainers of Recruited Horses (by starts):**  
Lenzini, M. (AZ) - 113 (+8%)  
Bainum, T. (AZ) - 49 (+100%)  
DeLima, C. (IA) - 28 (+100%)  
James, G. (UT) - 26 (+18%)  
Truitt, P. (OR) - 23 (+130%)  
Hanford, P. (AZ) - 19 (+25%)  
Courtright, C. (OR) - 19 (+100%)  
White, R. (OR) - 17 (-32%)

Trainers that participated in the program in 2004, but did not start a significant amount of out-of-state horses in 2005 include:

Dennis Hopkins (54 from AZ in 2004), Van Belvoir (22 from AZ in 2004), Lanny Sharp (16 from NM in 2004), Stan Wasson (33 from AZ in 2004) and Jim Weaver (13 from AZ).

1

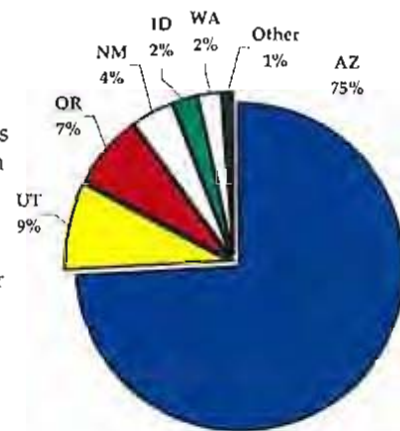
2005 Average Fair Field Size w/o Recruited Horses



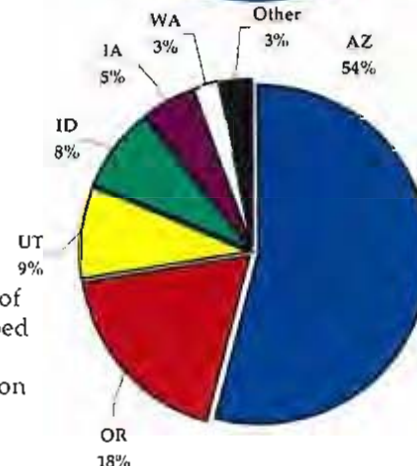
2

Where did out-of-state horses come from in 2004? Did the trend continue in 2005?

In 2004, recruiting efforts were focused on Arizona horsemen. As a result, horses from Arizona made up 75% of all out-of-state starts on the Fair Circuit.



In 2005, CARF recruitment efforts expanded to Oregon. The resulting increase of Oregon horsemen helped the Fairs become less dependent on one region for its horse supply. (Arizona).



1. Statistics from CHRIMS Runners Report & CARF Out-of-State Starts.
2. Statistics from CARF Paymaster Reports & CFSA Relocation Costs.



# 2004 Thoroughbred Recruitment

## Results of CARF Program to Increase Field Size

- **2004 Total Recruitment Costs - \$31,538**

2004 Relocation Fees Paid - \$26,800

Number of Horses Paid - 134

Number of Starts - 451

- **Number of Starts by Recruited Horse, by Fair:**

Stockton - 88

Pleasanton - 22

Vallejo - 92

Santa Rosa - 72

San Mateo - 31

Ferndale - 28

Sacramento - 83

Fresno - 35

- **Number of Starts by State Recruited From:**

Arizona - 335

Utah - 38

Oregon - 33

New Mexico - 19

Idaho - 11

Washington - 10

Other - 5

- **Leading Trainers of Recruited Horses (by starts):**

Lenzini, M. (AZ) - 105

Hopkins, D. (AZ) - 54

Wasson, S. (AZ) - 33

Chavez, F. (AZ) - 29

White, R. (AZ) - 25

Haverty, K. (AZ) - 23

James, G. (UT) - 22

Belvoir, V. (AZ) - 22

Sharp, L. (NM) - 16

Hanford, P. (AZ) - 15

Weaver, J. (AZ) - 13

Mills, D. (AZ) - 13

Whitehouse, W. (AZ) - 11

Truitt, P. (OR) - 10

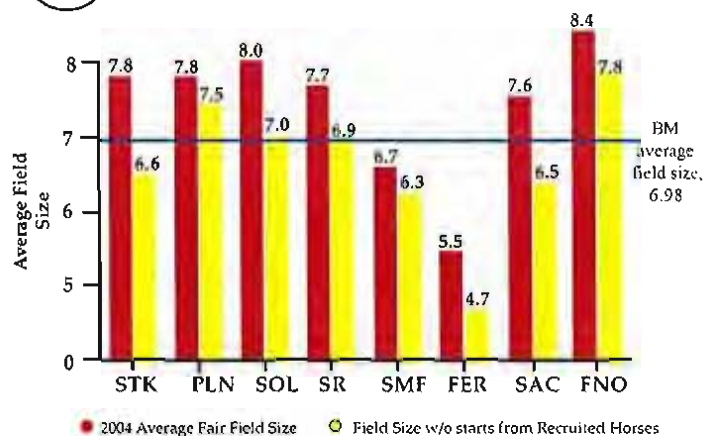
Shuldborg, B. (AZ) - 10

Bennett, K. (AZ) - 8

Other - 42

The Fair Out-of-State Recruitment Program, administered by the California Authority of Racing Fairs, pays \$200 to every horse that travels 600 or more miles to start on the Northern California Fair Circuit. The popularity of the program continues to grow with participation increasing every year since the program's inception.

### 1 2004 Average Fair Field Size w/o Recruited Horses



1. Field size is a problem in California. Without horses recruited from out-of-state, the **average Thoroughbred field size on the Fair circuit would be smaller**. The trend closely resembles the average field size of the Bay Meadows spring meet (6.98), which runs just before the Fair.

#### Examples:

Recruitment efforts brought 92 out-of-state starters to the Solano County Fair. Without those starters, the average Thoroughbred field size at the Vallejo would have dropped from 8.0 to 7.0. This trend continued at the California State Fair where the average Thoroughbred field size was 7.6. **Without out-of-state starters, the average field size would have been 6.5.**

CLASSIFIEDS: JOBS CARS HOMES APARTMENTS DATING CLASSIFIEDS DEALS PLACE AN AD MOBILE E-EDITION

News Sports Business Features Entertainment

Sign up Log in

MORE: Kentucky Derby Her Scene Neighborhoods Video MomsLikeMe Bats

ADTECH

AD SERVING

Convenient campaign booking for  
mobile phones, iPhones and BlackBerrys

## Deal approved to give Frank Stronach control

10:49 AM, Mar. 29, 2011 |

Comments

Written by  
The Courier-Journal

FILED UNDER

Business

MI Developments shareholders approved a deal Tuesday that would give Frank Stronach control of its racetracks and gambling operations in exchange for \$20 million ad Stronach giving up control of the **real estate** company.

The Ontario-based company announced the results of **shareholder** voting on the deal, which still will need approval from a Canadian court and may take until June 30 to complete.

MI Developments received the racetracks from the bankruptcy of the Stronach-led Magna Entertainment Corp., of which MI Developments was the **parent company** and largest secured creditor. Some MI Developments shareholders had complained over several years about MI Developments' involvement in racing.

The properties being transferred to Stronach include Santa Anita Park and Golden Gate Fields in California; Pimlico Race Course and Laurel Park in Maryland; Gulfstream Park in Florida; and the XpressBet account wagering company.

Twitter

Facebook

Share

Email

Print

A A A

SUBSCRIBE  
TODAY

Share Page

Recommend

Recent Activity

**CALIFORNIA AUTHORITY OF RACING FAIRS**  
*Management Services and Contract Administration*  
*for*  
*Live Horse Racing Operations*

---

**Racing Operations**

- CARF works with Racing Fairs on preparation, submission and presentation of CHRB License Applications
- Provides Racing Office computer system (all computer hardware/peripherals) and application software (Equibase) and manages service, technical support and transportation
- Provides and manages Paymaster services, including Paymaster (CARF employee) bank accounts, audits, payment of all purse moneys to owners and all other distributions of payment to various recipients
- Telecommunications: provision of voice, fax and data lines necessary to support racing, totalisator and simulcast operations
- Provides accounting, reconciliation and distribution of all parimutuel commissions, purse, license fees and other distributions
- Coordinates development and management of purse schedule through Fair Circuit in cooperation with Fair Racing Secretaries and Thoroughbred Owners of California
- Provides Supplemental Purse Fund management and accounting
- Provides marketing coordination through circuit
- Manages contracts for daily racing program production, printing and distribution
- Manages Condition Book production and distribution
- Manages contracts and logistics for provision of Jumbo Video Screen

**CALIFORNIA AUTHORITY OF RACING FAIRS**  
*Management Services and Contract Administration*  
*for*  
*Live Horse Racing Operations*

---

**Racing Operations (cont'd)**

- Manages contract for Starting Gate
- Manages contract for Photo Finish
- Total Carbon Dioxide (TCO2) testing
- Furnishes electronic timing system with operator
- Oversees TV Replay System for Officials
- Manages provision of Temporary stalls
- Coordinates provision of Mobile offices for racing operations
- Daily, on-site management and oversight of all operations above, along with management, coordination and disposition of other matters that may arise from time to time in the course of conducting racing at Fairs
- Active liaison, representation and advocacy with on-track Stewards and with senior CHRB officials
- Manages consolidated purses' program.

**Contracts with Horsemen's Associations**

- Negotiate contracts with horsemen's associations, as required by statute.
- Thoroughbred Owners of California
- Cal Western Appaloosa
- Pacific Coast Quarter Horse Association
- Arabian Racing Association of California
- Racing Mule Association
- California Thoroughbred Trainers



**CALIFORNIA AUTHORITY OF RACING FAIRS**  
*Management Services and Contract Administration*  
*for*  
*Live Horse Racing Operations*

---

**Labor Agreements**

- Maintains membership in Federation of California Racing Associations to provide representation in racing industry employer group for labor union negotiations.
- Local 280 Pari-Mutuel Employees Guild
- Local 1877 (formerly Local 399) AFL-CIO Service Employees International Union Valets and rec. barn personnel
- Local 495 International Brotherhood of Teamsters, Chauffeurs, Warehousemen and helpers of America
- Note: Assist Starters now with Teamsters Local 495 but under separate agreement

**Racetrack Safety and Maintenance Program**

- CARF developed this program and provides management oversight throughout Fair circuit.
- Works with Division of Fairs and Expositions to maintain funding support
- Contracts with Steve Wood, Trackmaster, Inc., to provide expert consultation and oversight of Fair track maintenance
- Carries lease agreements for specialized tractors used for maintaining track surfaces
- Owns and provides custom-built water truck (2001 Sterling).
- Owns and provides rock-picker (added 2003).
-

**CALIFORNIA AUTHORITY OF RACING FAIRS**  
*Management Services and Contract Administration*  
*for*  
*Live Horse Racing Operations*

---

**Racetrack Safety and Maintenance Program (cont'd)**

- Owns or provides harrows, floats, and other miscellaneous equipment required for track maintenance.
- Manages all planning, heavy equipment transportation and logistics
- Provides daily, on-site management, key personnel and oversight
- No direct cost to Racing Fairs.
- Administers Jockey Club Equine Industry Database for CARF member Fairs

**Recruitment Program for Out-of-State Horses**

- Organizes and conducts out-of-state recruitment of horses to run at Northern California Fairs
- Manage payment of incentives
- Track and report on results of Recruitment Program

**Parimutuel Wagering Operations**

- Maintains totalisator contract
- Parimutuel labor contract
- NOTWInc agreement for Northern California simulcast network
- You Bet.com Advanced Deposit Wagering
- TVG Advanced Deposit Wagering
- Xpress Bet Advanced Deposit Wagering
- TwinSpires Advanced Deposit Wagering
- Provides all accounting, reconciliation, banking for ADW wagering operations

**CALIFORNIA AUTHORITY OF RACING FAIRS**  
*Management Services and Contract Administration*  
*for*  
*Live Horse Racing Operations*

---

**Personnel**

- Racing Secretary
- Track Safety and Maintenance Manager
- Morning Fitness Vet
- Veterinarian
- TCO2 Technician
- Track Maintenance Crew Chief
- Horse Ambulance Driver
- Clocker and Timer
- Paymaster
- Program Manager
- Track Announcer
- Stewards' Aide
- Jocks' Room

**Web Site Operation**

- Manages racing Website [www.calfairs.net](http://www.calfairs.net) on behalf of Fairs which conduct live racing
- Contracts with information service providers
- Daily management and administration of racing information provided to racing fans on Website

**CALIFORNIA AUTHORITY OF RACING FAIRS**  
*Management Services and Contract Administration*  
*for*  
*Live Horse Racing Operations*

---

**Simulcast Operations**

- Manages Satellite Transmission and Encryption Services
- Manages TV Production for simulcast coverage
- Manages telecommunications support: provision of voice, fax and data lines necessary to support simulcast operations
- Furnishes back up electrical generators
- Provides accounting, reconciliation, banking for simulcast operations
- NOTWInc contract for Northern California simulcast network
- Manages contracts for out-of-state simulcast sites and distribution of daily racing programs and other simulcast information
- Payment of commissions, purses, license fees and all other distributions from simulcast operations

CK - January 2011

# CALIFORNIA AUTHORITY OF RACING FAIRS

## EQUIPMENT REPLACEMENT FUND 1992-2009

Chronology  
Economic Models  
Policies  
Historical Milestones  
Expenditures



MAY 2010

CHRISTOPHER KORBY  
EXECUTIVE DIRECTOR





# CALIFORNIA AUTHORITY OF RACING FAIRS EQUIPMENT REPLACEMENT FUND

## REPORT

---

### *ECONOMIC MODELS • POLICIES • HISTORICAL MILESTONES*

#### ***Introduction***

This report will offer a chronology and background materials on the CARF Equipment Fund that may be helpful in understanding its history, genesis and structure.

The CARF Equipment Replacement Fund, as originally proposed in 1991-92, was structured as a simple, classic sinking fund. **Black's Law Dictionary** defines "*sinking fund*" as follows: "A fund (usually invested), which will be used to replace improvements as needed. In general accounting, segregated assets which are being accumulated for a specific purpose."

In the economic model originally adopted by the CARF Board in 1992, participating Fairs which operated satellite wagering facilities agreed to assess themselves to create an Equipment Replacement Fund, managed by CARF on their behalf. These funds were held by CARF in segregated accounts, one account for each participating Fair. The funds were being accumulated for a specific purpose: to maintain, replace and insure the electronic equipment required to conduct satellite wagering.

Coopers and Lybrand, which was advising CARF on financial matters at the time, collaborated in formulation and implementation of the initial Fund models.

The original Fund had four primary objectives:

1. Provide a predictable, line item expense on Fair budgets that includes insurance, maintenance and replacement of all satellite and television equipment.
2. Provide a fixed asset inventory system to identify assets, track maintenance and repair, forecast replacement expenditures and support Fund administration.
3. Provide scheduled replacement of equipment that guarantees new, state of the art equipment on a predictable interval.
4. Provide a revenue and expense model to assure that Fairs can sustain a self-perpetuating Fund into the foreseeable future.

I've assembled a set of documents from my files on the ERF which can serve as a reference for historical milestones, economic models and projections and policy actions related to the Fund. The documents are attached in chronological order with descriptions below.

I commend to your attention several key events memorialized in the attached documents.

1. In 1992, CARF staff presented a proposal to the CARF Board that created the Equipment Replacement Fund. An Abstract of this proposal is attached as ***Equipment Replacement Fund Economic Model-Nov1992-ABSTRACT***. In taking this action, the CARF Board agreed on a policy that CARF member Fairs would assess themselves to create a sinking fund, held at CARF, for the purpose of maintaining, insuring and replacing electronic equipment necessary to conduct satellite wagering. Bear in mind that in 1992, construction of the satellite wagering network had just begun and Fairs were looking forward to managing a new business in a manner that would ensure reliable and predictable operation to protect the revenues it generated.
2. In 1992, the Division of Fairs and Exposition required that any Fair which had received funding from F&E to build its satellite must participate in the CARF Equipment Replacement Fund. This directive from F&E has not been changed or rescinded. Please see document **B**.
3. In 1997 and 1998, as an outcome of the Horse Racing Planning Group, a group of CARF representatives that had been working with F&E on racing matters, CARF proposed that F&E assume funding of the ERF. F&E agreed and directed the following:
  - a) a continuing allocation for support of the ERF:
  - b) the Equipment Replacement Fund would be managed by CARF.

Please see documents **B, D, E & F** below.

4. In February 1999, as directed in the F&E Memorandum of August 6, 1998, the CARF Board of Directors set policy for management of the Equipment Replacement Fund. In light of the new funding from F&E, and in order to ensure fair and equal treatment for all Fairs which would now receive the benefits of this new funding, including both Fairs that had paid into the existing Fund and Fairs that had not previously participated, the CARF Board set a policy that all participating Fairs must keep funds on deposit at CARF equal to the value of electronic equipment at their facility. This policy was set in order to ensure that a satellite Fair always had sufficient funds available to replace the equipment required to conduct satellite wagering, even in the event that funding from F&E was discontinued. That policy has remained in effect to this date. Please see the CARF meeting minutes from 1999 in documents **G1 & G2** below. As recommended by staff, CARF Board policy also included a provision that Fairs that had not previously participated in the ERF, could “catch up” on deposit requirements through a multi-year payment plan. Please see document **H**, for a sample of the letter sent to these Fairs.



5. CARF has continued manage the ERF according to the same principles outlined in the original sinking fund model to meet the objectives noted above: maintain and replace satellite and television equipment; provide a fixed asset inventory system to identify assets, track maintenance and repair, forecast replacement expenditures and support Fund administration; schedule replacement of equipment so as to assure new, state-of-the-art equipment on a predictable interval. Projections and forecasts for equipment replacement are based on inventory, acquisition dates and estimates of its useful lifetime. CARF's approach to Fund management helps ensure three important business goals:
  - a) Provide skilled, experienced and responsive technical support personnel for to maintain good operating condition operation of equipment and technical systems;
  - b) Replace equipment before it fails, thereby avoiding interruption in the business could interrupt revenues to Fairs;
  - c) Keep the electronic equipment necessary for conduct of satellite wagering at state-of-the-art status.

To that end, CARF staff regularly updates multiple-year projections for equipment replacement, based on site-by-site inventory, acquisition dates and useful lifetime. The last multiple-year projection was done in 2008, projecting replacement through 2014. Please see document **I.1** below. Each year CARF staff prepares an annual list of specific replacements for that year. For FY2009-10, please see document **I.2** below. A summary of inventory, showing the number of TV's, big screens and projectors is attached for your reference as document **I.3**. This does not include satellite dishes, head-end equipment or other such control equipment also required for satellite operation. It may be of interest that our network contains four thousand seven hundred sixteen (4,716) screens of various types.

In my estimation, there are a number of important benefits provided to CARF members by the ERF program.

1. This program has helped keep Fair satellite facilities operating and generating revenue for Fairs, **without any significant equipment failures for twenty years**. Every Fair has been equipped with sufficient redundancy to deal with intermittent failures. Proper maintenance and replacement of equipment, based on a schedule of its anticipated useful life-time, prevent significant failures. Business continues without interruption.
2. Satellite wagering is one of the significant revenue generating business activities for Fairs. In 2009, satellite wagering generated \$8.78 million in commissions to participating Fairs.

3. Fair satellite wagering facilities operate in an increasingly competitive environment. This program has helped keep Fair satellites state-of-the-art and competitive with tribal casinos and other competitors.
4. The program has also provided first-class, specialized technical support that is not easy to find in local markets. This specialized, high-quality technical support has been provided at no cost to participating Fairs.
5. Since 1998, because of the continuing allocation agreement that CARF negotiated with CDFA F&E, F&E funding through CARF has relieved Fairs of the financial burden of replacing this equipment from their own scarce funds. Since 1998, those equipment expenditures can be measured in the millions of dollars.

I realize that this is a lot of information to digest; however, the history of this program goes back nearly twenty years, so it has a significant trail of documentation. The materials in this Report are here as a reference for anyone who wants to take the time to better understand the background of this program

We hope that the information presented in this Report describes a program that reflects CARF's continuing dedication to active, forward-looking management of programs which directly benefit our member Fairs.

Christopher Korby  
Executive Director

**CALIFORNIA AUTHORITY OF RACING FAIRS  
EQUIPMENT REPLACEMENT FUND**

---

***ECONOMIC MODELS • POLICIES • HISTORICAL MILESTONES***  
**-CHRONOLOGY-**  
**-INDEX TO DOCUMENTS-**

**A.**

***Equipment Replacement Fund Economic Model-Nov1992-ABSTRACT***

The attachment ***Equipment Replacement Fund Economic Model-Nov1992-ABSTRACT*** is the original ERF proposal adopted by the CARF Board in 1992. In this model, Fairs paid twice-annual assessments to participate in the fund. It was a simple, classic sinking fund, putting money aside in segregated accounts, accumulating for the purpose of replacing electronic equipment when it reached the end of its useful lifetime. The Fund also paid for insurance and technical maintenance services.

Coopers and Lybrand, which was providing financial advice for CARF at the time, collaborated in the structure of this model, which was incorporated into the proposal approved by the CARF Board.

By its nature, a sinking fund accumulates funding for future expenditures. We have always projected budgets, revenues and expenditures over a multiple year period. Please see below for the most recent iteration of this multiple-year equipment replacement model, as shown in ***Inventory Value with Equipment Replacement Projected by Year through 2014-080501***.

**B.**

***F&E Directive-Fair SWFs Required to Join CARF ERF-January 29, 1992***

In 1992, F&E issued a memo which directed that any Fair satellite which received funding from the Division to build their satellite was required to participate in the CARF Equipment Replacement Fund. This directive has not been changed or rescinded. See attachment ***F&E Directive-SWFs Required to Join CARF ERF***.

**C.**

***Sample ERF Agreement with Fair – CARF ERF Agreement Lancaster 1991***

This attachment is a sample of the contracts that CARF had with individual Fairs setting out respective duties and responsibilities of participating in the original ERF. In its original structure, the ERF was financed by assessments paid by the Fair into the Fund.

Note: The Fairs in Bakersfield, San Jose and San Mateo have never participated in the ERF. Cal Expo, Del Mar, Eureka, Santa Barbara and Stockton have withdrawn and received their original deposits back.

**D.**

***CARF ASSET MANAGEMENT PROGRAM-Concept & Description Restated 1997***

Circa 1996, F&E convened a Horse Racing Planning Group to advise it on matters related to horse racing. In 1997, CARF proposed that F&E create a continuing allocation to support the CARF ERF. As part of the planning for that discussion, CARF's proposal included a document that summarized and re-stated the concepts behind the ERF. That document is attached.

**E.**

***CARF ERF Proposal to F&E – Summary - 1997***

In 1997/98, as noted directly above, CARF proposed that F&E create a continuing allocation to the ERF of \$500K per year, thereby relieving CARF member Fairs of a significant financial burden. This proposal is shown in the attachment ***CARF ERF Proposal to F&E - Summary 1997***. F&E approved the CARF proposal. The approval of the continuing allocation, rationale and direction that CARF manage the Fund are memorialized in the F&E memo noted below, dated August 6, 1998.

**F.**

***F&E Memo- Approval of Continuing Allocation for CARF ERF-August 6, 1998***

This is the memo from F&E which set policy and approved funding for CARF to manage the ERF. Note the language in the opening paragraph: ***"For the current year and all subsequent years, barring a change in state policy, F&E will allocate \$500,000 to the ERF. The allocation will become a standard feature of F&E's expenditure plan, replacing the contributions that CARF member fair organizations currently make into a pooled fund."*** The memo also directs: ***"As before, CARF will administer the equipment replacement fund, including the replacement schedule and process. Any questions regarding administration or eligibility should be directed to CARF."*** Please read the Rationale in the F&E memo, some of which derives from the CARF proposal for funding; the reasoning still holds up. Note that the memo requires that Fairs put aside an amount equal to what they paid into the ERF for Satellite Facility maintenance. To my knowledge, this provision of the memo has not been enforced. See attachment ***F&E Memo-Equipment Replacement Funding-August 6, 1998***.

**G.**

- ***ERF-CARF Board Resolution 1999***
- ***ERF Policy-CARF Board Adopted-Minutes of Mtg Feb 23-1999***

Once F&E had approved a continuing allocation for the CARF Equipment Replacement Fund, there was a discussion at the CARF Board about how to establish eligibility to receive ERF benefits if a Fair had **not** participated in the original ERF. Not every Fair had contributed into the original ERF, even though all Fairs had been directed by F&E to participate. For those Fairs which had participated, which included most CARF member Fairs, there was a "fairness issue" about how to establish eligibility for Fairs that had **not** previously participated. F&E had directed that CARF set policy for and manage the Fund. Furthermore, certain CARF Directors thought that the JPA could have significant liabilities if some Fairs did not have funds on deposit with CARF and CARF had a responsibility for providing equipment replacement. Staff proposed a program to the CARF Board which

would require that earlier non-participating Fairs would pay a "catch-up" deposit equivalent to the amounts that earlier participating Fairs had on deposit in the original ERF. This plan was adopted by the CARF Board in Feb 1999 and has remained policy since that date. The record of these actions is attached in ***ERF-CARF Board Resolution 1999*** and ***ERF Policy-CARF Board Adopted-Minutes of Mtg Feb 23-1999***.

#### **H.**

##### ***CARF ERF Participation Letters to Fairs - SAMPLE-Indio-1998 - 2000***

In response to the policy adopted by the CARF Board, we contacted Fairs that had not participated in the original ERF or had lapsed in payments. The attachment ***CARF ERF Participation Letters -Indio-1998 – 2000*** is a sample of the correspondence with Fairs, encouraging them to undertake a “catch-up” payment plan, as laid out in the policy adopted by the CARF Board. Most Fairs took advantage of this opportunity to participate.

#### **I.**

- ***Inventory Value with Equipment Replacement Projected by Year through 2014-080501***
- ***2009-2010 Fiscal Yr ERF Projects***
- ***Fair Satellite Inventory-TVs-Big Screens-Projectors by Facility + Totals***

CARF has continued to plan equipment replacement schedules based on site-by-site inventories, projected useful lifetime of equipment and original installation histories. The most recent version of the multiple-year equipment replacement projection is shown in the file ***Inventory Value with Equipment Replacement Projected by Year through 2014-080501*** which we prepared in 2008. This schedule projected a seven year replacement plan, 2008 through 2014. The color-coded spreadsheet cells show the target year by which a complete equipment replacement cycle will be completed for each Fair location. The file ***2009-2010 Fiscal Yr ERF Projects*** shows specific replacement projects we laid out for 2009-10. A summary of inventory, showing the number of TV's, big screens and projectors is attached for your reference as document **I.3**. This does not include satellite dishes, head-end equipment or other such control equipment also required for satellite operation. It may be of interest that our network contains four thousand seven hundred sixteen (4,716) screens of various types.

#### **J.**

##### ***ERF Annual Expenditure Analysis 2001-2009 by Location %***

This is a spreadsheet format that we have used to track annual ERF expenditures by location, showing site-by-site cumulative expenditures, with check-sum columns showing comparative expenditures, equipment inventory dollar value, and a comparative pro-rata inventory value. Please look at the columns headed “Totals” and “% of Total Exp”: these columns show the actual expenditures that CARF has made from the Fund, shown by Fair location and by percentage of overall expenditures. Now look at the column “Equip Value” and the column “% Total”: these columns show the dollar value of inventory at each location and the pro-rata percentage value of equipment at each location. Compare the actual expenditures (“Totals”) and the percentage of total expenditures that it represents (“% of Total Exp”) to the inventory value (“Equip Value”) and the pro-rata

percentage of equipment value at each site (“ %Total” ). This spreadsheet format helps us track balanced expenditures, both by relative size of expenditures and comparative parity by inventory value at each site.

#### **K.**

##### ***Fairs Satellite Network-Description – Locations-Parimutuel Distributions 2007-9***

This report describes the Fairs and details its contributions to the California racing industry. It is especially important to note the commissions that flow to Fairs which conduct satellite wagering; this is a measure of the importance of this activity as a source of revenue for Fairs.

In our estimation, there are a number of important **business** benefits provided to CARF member Fairs by the Equipment Replacement program. The ERF helps protect and preserve an important business activity and source of revenue at Fairs. Some of these benefits are listed below.

- This program has helped keep Fair satellite facilities operating and generating revenue for Fairs, **without any significant equipment failures for twenty years.** Every Fair has been equipped with sufficient redundancy to deal with intermittent failures. Proper maintenance and replacement of equipment, based on a schedule of its anticipated useful life-time, prevent significant failures. Business continues without interruption.
- Satellite wagering is one of the significant revenue generating business activities for Fairs. In 2009, satellite wagering generated \$8.78 million in commissions to participating Fairs.
- Fair satellite wagering facilities operate in an increasingly competitive environment. This program has helped keep Fair satellites state-of-the-art and competitive with tribal casinos and other competitors.
- The program has also provided first-class, specialized technical support that is not easy to find in local markets. This specialized, high-quality technical support has been provided at no cost to participating Fairs.
- Since 1998, because of the continuing allocation agreement that CARF negotiated with CDFA F&E, F&E funding through CARF has relieved Fairs of the financial burden of replacing this equipment from their own scarce funds. Since 1998, those equipment expenditures can be measured in the millions of dollars.

As noted in the opening, this report offers a chronology, background and documentation on the CARF Equipment Fund that may be helpful in understanding its history, genesis and structure. We hope that the information presented describes and demonstrates CARF’s continuing dedication to active and forward-looking management of programs that benefit our member Fairs.

***A. Equipment Replacement Fund Economic Model - Nov. 1992 - ABSTRACT***

The attachment ***Equipment Replacement Fund Economic Model-Nov1992-ABSTRACT*** is the original ERF proposal adopted by the CARF Board in 1992. In this model, Fairs paid twice-annual assessments to participate in the fund. It was a simple, classic sinking fund, putting money aside in segregated accounts, accumulating for the purpose of replacing electronic equipment when it reached the end of its useful lifetime. The Fund also paid for insurance and technical maintenance services.

Coopers and Lybrand, which was providing financial advice for CARF at the time, collaborated in the structure of this model, which was incorporated into the proposal approved by the CARF Board.

By its nature, a sinking fund accumulates funding for future expenditures. We have always projected budgets, revenues and expenditures over a multiple year period. Please see below for the most recent iteration of this multiple-year equipment replacement model, as shown in ***Inventory Value with Equipment Replacement Projected by Year through 2014-080501***.







Proposed  
Satellite Wagering  
Equipment Replacement Fund

---

*ECONOMIC MODEL*



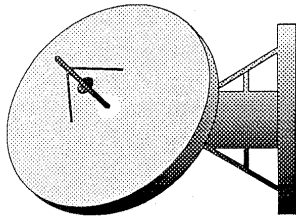
## Table of Contents

### *Proposal*

- Executive Summary
- Background
- Fund Model
- Fixed Asset Inventory System
- Conclusion

### *Model*

- Anderson
- Bakersfield
- CARF Spare Equipment
- Del Mar
- Eureka
- Fresno
- Indio
- Lancaster
- Monterey
- Pomona
- Sacramento
- San Bernardino
- San Jose
- Santa Barbara
- Santa Maria
- Santa Rosa
- Stockton
- Transportable
- Tulare
- Vallejo
- Ventura
- Victorville



## Satellite Wagering Equipment Replacement Fund

### PROPOSAL

#### Executive Summary

Establishment of a Satellite Wagering Equipment Replacement Fund, as proposed, accomplishes four objectives.

- Provides a *predictable, line-item expense* on Fair budgets that includes insurance, maintenance, and replacement of all satellite and television equipment
- Provides a *fixed asset inventory system* to identify assets, track maintenance and repair, forecast replacement expenditures, and support Fund administration
- Provides *scheduled replacement of equipment* that guarantees new, state of the art equipment on a *predictable interval*
- Provides a revenue and expense model to assure that Fairs can sustain a *self-perpetuating* Fund into the foreseeable future

#### Background

Preparation of a Fund model, consistent with the objectives listed above, required assembly and evaluation of data according to the following guidelines.

- Determine equipment investment, including installation, for each site
- Project maintenance and service costs
- Estimate insurance cost
- Project administrative costs
- Project anticipated equipment lifetimes

#### Fund Model

Once the requisite information had been assembled and evaluated, we set out to formulate a model that would achieve our objectives. After consultation with Coopers and Lybrand, we based the initial models on a straight-line depreciation over the interval of service with administration, insurance, and

maintenance costs factored in. These models revealed that certain Fairs, which had had equipment in service the longest, had accumulated depreciation in such amounts that the "catch-up" payments could represent a financial hardship. This circumstance was presented to the Division of Fairs and Expositions (F&E). After a review of the economic models, F&E agreed to 1) a non-refundable grant based on 25% of original equipment cost at all sites, and 2) a bridging loan to allow deferment of accumulated depreciation payments. Subsequently we prepared the model, here proposed, based on the following assumptions.

- *Cost* is based on equipment purchased and installed, classified by Effective Acquisition Date and by projected lifetime in months.
- *Replacement value* is cost plus inflation factor of 5% per annum over equipment lifetime.
- *Rate of return* is based on Fund Deposits at 6% simple interest. Interest begins when deferred payments have been made.
- *Deposit due* is 25% of original cost, funded by the Division of Fairs and Expositions as a non-refundable grant.
- *Replacement balance due* equals replacement cost of the equipment, less deposit of 25%.
- *Service fee* is based on 3% per annum of replacement value.

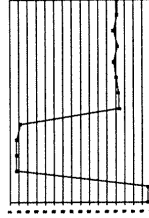
- *Administration fee* is based on 2% replacement value annually.
- *Insurance fee* is estimated at 1% per annum, based on replacement value.
- Model assumes *zero salvage value* on equipment.
- *Service life* is based on 48 or 84 months, and calculated using an effective date rather than the acquisition date. Model determines effective date as follows.

Actual Acquisition Date	Semi-Annual Effective Date
Jan 1 - Mar 31	Dec 31
Apr 1 - Jun 30	Jun 30
Jul 1 - Sep 1	Jun 30
Oct 31 - Dec 31	Dec 31

- *Funds to cover the deferment payments* have been allocated by F&E. Funds will be repaid on a semi-annual basis beginning June 30, 1992.

As the economic model line charts illustrate, the Fund will reach a state of equilibrium after deferred depreciation and the F&E refundable loans have been paid down. After this equilibrium has been reached, our model projects that Fund assessments will remain stable into the foreseeable future.

Example: Santa Barbara



## Fixed Asset Inventory System

We have established a fixed asset inventory system to support administration of the Fund. This computerized system will provide ready identification of all assets, track maintenance and repairs, forecast replacement expenditures, and cross-reference any categories necessary or desirable for prudent management of satellite technical operations. The system combines the following features.

### Identifies Assets

- Reports location of assets
- Records value of each item
- Marks assets with bar-coded asset tags
- Records the serial number of each item
- Provides portable bar-code readers for future inventory control

### Tracks Maintenance and Repairs

- Provides for service chronology on each piece of equipment throughout its service life
- Calculates Mean Time Between Failures
- Cross-references trouble reports
- Reports on any equipment out for repair
- Logs service calls to each site

### Cross-references Assets with Service Duration

- Classifies data entry for each item
- Generates reports by item, by cost, and by duration of service to forecast Fund expenditures
- Reports equipment purchase value and calculates depreciated value

### Supports Fund Management

- Reports excessive failures of any single component
- Provides portable system hardware
- Reports on equipment approaching end of projected lifetime
- Reports and calculates in compliance with accepted accounting standards
- Provides an active data-base foundation for generation of reports not presently anticipated

## Conclusion

The proposed economic model for a Satellite Wagering Equipment Replacement Fund meets the objectives set out for its establishment. It forecasts equipment replacement at predictable intervals, supports a fixed asset inventory system, provides a model for its own perpetuation into the foreseeable future, and assists Fairs in their budget forward planning.

**Christopher Korbby**  
23 November 1990



**Richard P. Cain, Executive Director**

• • • • •

*Economic Model prepared by*  
**Jim Oller**

*Documents prepared by*  
**Mona Goodwin**

California Authority of Racing Fairs  
Equipment Replacement Fund

Shasta District Fair, Anderson (27th DAA)

Description	Cost	Replacemt Value	Dep Due Mar 31 91	Replacemt Bal Due	Due Jun 30 91	Due Dec 31 91	Due Jun 30 92	Due Dec 31 92	Due Jun 30 93	Due Dec 31 93	Due Jun 30 94	Due Dec 31 94	Due Jun 30 95	Due Dec 31 95	Due Jun 30 96
Electronics (6/88)(48)	38,673.97	47,008.60	9,668.49	37,340.11	13,856.96	13,856.96	13,856.96	7,286.33	7,286.33	7,286.33	7,286.33	7,286.33	7,286.33	7,286.33	7,286.33
Hardware (6/88)(84)	12,171.82	17,126.97	3,042.96	14,084.02	2,078.70	2,078.70	2,078.70	2,078.70	2,078.70	2,078.70	2,078.70	2,078.70	2,078.70	1,737.16	1,737.16
Electronics (12/89)(48)	217.91	264.87	54.48	210.39	43.01	43.01	43.01	43.01	43.01	43.01	41.05	41.05	41.05	41.05	41.05
Electronics (6/90)(48)	13.00	15.80	3.25	12.55	2.27	2.27	2.27	2.27	2.27	2.27	2.27	2.45	2.45	2.45	2.45

Credit-Simple Interest @ 6% annually  
Deferred Payment

Credit-Simple Interest @ 6% annually												
Deferred Payment												

Current Fund Balance  
Amount Disbursed

	12,769.18	18,827.16	24,885.14	30,943.12	(2,594.80)	10,875.87	24,346.55	37,550.40	50,043.66	38,549.89	44,527.91	(47,008.60)
				(47,008.60)			(264.87)	(15.80)		(17,126.97)		

Annual Fees	
Electronics (6/88)(48)	2,820.52
Hardware (6/88)(84)	1,027.62
Electronics (12/89)(48)	15.89
Electronics (6/90)(48)	0.95

California Authority of Racing Fairs  
Equipment Replacement Fund

The Great Kern County Fair, Bakersfield (15th DAA)

Description	Cost	Replacemt Value	Dep Due Mar 31 91	Replacemt Bal Due	Due Jun 30 91	Due Dec 31 91	Due Jun 30 92	Due Dec 31 92	Due Jun 30 93	Due Dec 31 93	Due Jun 30 94	Due Dec 31 94	Due Jun 30 95	Due Dec 31 95	Due Jun 30 96
Electronics (12/87)(48)	26,748.37	32,512.91	6,687.09	25,825.82	13,888.30	13,888.30	5,039.50	5,039.50	5,039.50	5,039.50	5,039.50	5,039.50	5,039.50	5,039.50	5,039.50
Hardware (12/87)(84)	12,116.85	17,049.62	3,029.21	14,020.41	2,264.04	2,264.04	2,264.04	2,264.04	2,264.04	2,264.04	2,264.04	2,264.04	1,729.32	1,729.32	1,729.32
Hardware (12/89)(84)	4,864.70	6,845.12	1,216.18	5,628.94	674.43	674.43	674.43	674.43	674.43	674.43	674.43	674.43	674.43	674.43	674.43

Credit-Simple Interest @ 6% annually															
Deferred Payment															
Total	43,729.92	56,407.65	10,932.48	45,475.17	8,413.38	(8,413.38)	4,206.69	4,206.69	4,206.69	4,206.69	(1,014.95)	(1,173.07)	(1,326.45)	(947.70)	(1,091.80)
Current Fund Balance			10,932.48		17,653.63	24,374.79	2,354.31	12,846.75	23,339.18	33,831.62	39,102.42	44,215.09	31,590.04	36,393.36	8,539.67
Amount Disbursed						(32,512.91)						(17,049.62)		(32,512.91)	

Annual Fees	
Electronics (12/87)(48)	1,950.77
Hardware (12/87)(84)	1,022.98
Hardware (12/89)(84)	410.71

California Authority of Racing Fairs  
Equipment Replacement Fund

Desert ExpoCentre, Indio

Description	Cost	Replacemnt Value	Dep Due Mar 31 91	Replacemnt Bal Due	Due Jun 30 91	Due Dec 31 91	Due Jun 30 92	Due Dec 31 92	Due Jun 30 93	Due Dec 31 93	Due Jun 30 94	Due Dec 31 94	Due Jun 30 95	Due Dec 31 95	Due Jun 30 96
Electronics (6/88)(48)	51,504.16	62,603.82	12,876.04	49,727.78	18,454.04	18,454.04	18,454.04	9,703.59	9,703.59	9,703.59	9,703.59	9,703.59	9,703.59	9,703.59	9,703.59
Hardware (6/88)(84)	16,685.00	23,477.46	4,171.25	19,306.21	2,849.46	2,849.46	2,849.46	2,849.46	2,849.46	2,849.46	2,849.46	2,849.46	2,849.46	2,849.46	2,849.46
Electronics (12/88)(48)	16,108.21	19,579.69	4,027.05	15,552.64	4,475.55	4,475.55	4,475.55	4,475.55	3,034.85	3,034.85	3,034.85	3,034.85	3,034.85	3,034.85	3,034.85
Hardware (12/89)(84)	6,380.37	8,977.82	1,595.09	7,382.73	837.24	837.24	837.24	837.24	837.24	837.24	837.24	837.24	837.24	837.24	837.24
Electronics (12/89)(48)	6,317.43	7,678.90	1,579.36	6,099.54	1,246.96	1,246.96	1,246.96	1,246.96	1,246.96	1,246.96	1,190.23	1,190.23	1,190.23	1,190.23	1,190.23
Electronics (6/90)(48)	1,612.36	1,959.84	403.09	1,556.75	281.19	281.19	281.19	281.19	281.19	281.19	281.19	303.78	303.78	303.78	303.78

Credit-Simple Interest @ 6% annually  
Deferred Payment (14,072.22) (14,072.22) (14,072.22) 10,554.16 10,554.16 10,554.16 10,554.16 (1,989.65) (2,296.89) (2,653.71) (2,281.45)

Total	98,607.53	124,277.53	24,651.88	99,625.65	14,072.22	14,072.22	14,072.22	29,948.14	28,507.45	28,507.45	28,450.72	15,929.50	15,622.26	14,797.27	15,169.52
-------	-----------	------------	-----------	-----------	-----------	-----------	-----------	-----------	-----------	-----------	-----------	-----------	-----------	-----------	-----------

Current Fund Balance 24,651.88  
Amount Disbursed 34,995.77 45,339.66 55,683.55 19,299.55 24,498.98 49,278.10 66,321.59 76,562.92 88,456.85 76,048.33 87,489.53 (62,603.82) (23,477.46) (62,603.82)

Annual Fees	
Electronics (6/88)(48)	3,756.23
Hardware (6/88)(84)	1,408.65
Electronics (12/88)(48)	1,174.78
Hardware (12/89)(84)	538.67
Electronics (12/89)(48)	460.73
Electronics (6/90)(48)	117.59

California Authority of Racing Fairs  
Equipment Replacement Fund

California Exposition & State Fair, Sacramento

Description	Cost	Replacemt Value	Replacemt Bal Due	Dep Due Mar 31 91	Due Jun 30 91	Due Dec 31 91	Due Jun 30 92	Due Dec 31 92	Due Jun 30 93	Due Dec 31 93	Due Jun 30 94	Due Dec 31 94	Due Jun 30 95	Due Dec 31 95	Due Jun 30 96
Electronics (6/89)(48)	48,065.18	58,423.71	12,016.30	46,407.41	11,034.19	11,034.19	11,034.19	11,034.19	11,034.19	9,055.67	9,055.67	9,055.67	9,055.67	9,055.67	9,055.67
Hardware (6/89)(84)	14,521.64	20,433.98	3,630.41	16,803.57	2,140.62	2,140.62	2,140.62	2,140.62	2,140.62	2,140.62	2,140.62	2,140.62	2,140.62	2,140.62	2,140.62
Electronics (12/89)(48)	3,728.44	4,531.96	932.11	3,599.85	735.93	735.93	735.93	735.93	735.93	735.93	702.45	702.45	702.45	702.45	702.45
Electronics (6/90)(48)	2,427.81	2,951.03	606.95	2,344.07	423.40	423.40	423.40	423.40	423.40	423.40	423.40	457.41	457.41	457.41	457.41

Credit-Simple Interest @ 6% annually  
Deferred Payment

	(7,167.07)	(7,167.07)	3,583.54	3,583.54	3,583.54	(833.35)	(967.00)	(1,145.10)	(1,406.38)	(1,659.82)					
Credit-Simple Interest @ 6% annually															
Deferred Payment															
Total	68,743.07	86,340.67	17,185.77	69,154.90	7,167.07	17,917.68	17,917.68	15,939.16	11,488.80	11,389.15	11,211.06	10,949.78	10,696.33		
Current Fund Balance	17,185.77		17,185.77		21,851.15	26,516.53	41,932.52	57,348.51	72,764.50	27,778.26	32,233.41	38,169.84	46,879.21	55,327.30	63,521.95
Amount Disbursed									(58,423.71)	(4,531.96)	(2,951.03)				(20,433.98)

Annual Fees	
Electronics (6/89)(48)	3,505.42
Hardware (6/89)(84)	1,226.04
Electronics (12/89)(48)	271.92
Electronics (6/90)(48)	177.06



California Authority of Racing Fairs  
Equipment Replacement Fund

National Orange Show, San Bernardino

Description	Cost	Replacemt Value	Dep Due Mar 31 91	Replacemt Bal Due	Due Jun 30 91	Due Dec 31 91	Due Jun 30 92	Due Dec 31 92	Due Jun 30 93	Due Dec 31 93	Due Jun 30 94	Due Dec 31 94	Due Jun 30 95	Due Dec 31 95	Due Jun 30 96
Electronics (12/87)(48)	100,289.73	121,903.17	25,072.43	96,830.74	52,072.46	52,072.46	18,894.99	18,894.99	18,894.99	18,894.99	18,894.99	18,894.99	18,894.99	18,894.99	18,894.99
Hardware (12/87)(84)	13,538.74	19,050.74	3,384.69	15,666.06	2,529.78	2,529.78	2,529.78	2,529.78	2,529.78	2,529.78	2,529.78	2,529.78	1,932.29	1,932.29	1,932.29
Electronics (12/89)(48)	8,203.59	9,971.55	2,050.90	7,920.65	1,619.26	1,619.26	1,619.26	1,619.26	1,619.26	1,619.26	1,545.59	1,545.59	1,545.59	1,545.59	1,545.59
Hardware (6/90)(84)	2,562.89	3,606.24	640.72	2,965.52	336.30	336.30	336.30	336.30	336.30	336.30	336.30	336.30	336.30	336.30	336.30
Electronics (12/90)(48)	65,000.00	79,008.15	16,250.00	62,758.15	10,215.01	10,215.01	10,215.01	10,215.01	10,215.01	10,215.01	10,215.01	10,215.01	12,246.26	12,246.26	12,246.26

Credit-Simple Interest @ 6% annually  
Deferred Payment

	(33,386.41)	(33,386.41)	16,693.20	16,693.20	16,693.20	16,693.20	16,693.20	16,693.20	16,693.20	16,693.20	(4,968.21)	(5,386.59)	(6,091.56)	(3,876.64)	(4,669.93)
Total	189,594.95	233,539.85	47,398.74	186,141.11	33,386.41	33,386.41	50,288.55	50,288.55	50,288.55	50,288.55	28,553.47	28,135.09	28,863.88	31,078.80	30,285.51

Current Fund Balance  
Amount Disbursed

	47,398.74	76,149.19	104,899.65	28,649.08	74,301.67	119,954.27	165,606.86	179,552.83	203,051.98	129,221.39	155,664.24	59,410.63	(121,903.17)
--	-----------	-----------	------------	-----------	-----------	------------	------------	------------	------------	------------	------------	-----------	--------------

Annual Fees	
Electronics (12/87)(48)	7,314.19
Hardware (12/87)(84)	1,143.04
Electronics (12/89)(48)	598.29
Hardware (6/90)(84)	216.37
Electronics (12/90)(48)	4,740.49

\* \$65,000 estimate only

California Authority of Racing Fairs  
Equipment Replacement Fund

San Joaquin County Fair, Stockton (2nd DAA)

Description	Cost	Replacemt Value	Dep Due Mar 31 91	Replacemt Bal Due	Due Jun 30 91	Due Dec 31 91	Due Jun 30 92	Due Dec 31 92	Due Jun 30 93	Due Dec 31 93	Due Jun 30 94	Due Dec 31 94	Due Jun 30 95	Due Dec 31 95	Due Jun 30 96
Electronics (12/88)(48)	50,737.82	61,672.33	12,684.46	48,987.88	14,097.14	14,097.14	14,097.14	14,097.14	9,559.21	9,559.21	9,559.21	9,559.21	9,559.21	9,559.21	9,559.21
Hardware (12/89)(84)	14,323.00	20,025.85	3,580.75	16,445.10	2,245.29	2,245.29	2,245.29	2,245.29	2,245.29	2,245.29	2,245.29	2,245.29	2,245.29	2,245.29	2,031.19
Electronics (12/89)(48)	3,412.74	4,148.22	853.19	3,295.04	673.62	673.62	673.62	673.62	673.62	673.62	642.97	642.97	642.97	642.97	642.97
Electronics (12/90)(48)	3,074.40	3,736.96	768.60	2,968.36	483.15	483.15	483.15	483.15	483.15	483.15	483.15	483.15	579.23	579.23	579.23

Credit-Simple Interest @ 6% annually

Deferred Payment

(1,263.12) (1,532.52) (1,684.61) (1,944.25)

Total	71,547.96	89,583.36	17,886.99	71,696.37	8,749.60	8,749.60	8,749.60	8,749.60	19,523.47	19,523.47	19,492.82	11,667.51	11,494.18	11,342.09	10,868.36
-------	-----------	-----------	-----------	-----------	----------	----------	----------	----------	-----------	-----------	-----------	-----------	-----------	-----------	-----------

Current Fund Balance  
Amount Disbursed

17,886.99 23,949.09 30,011.19 36,073.28 57,447.18 12,610.82 29,446.79 42,103.89 51,083.90 56,153.62 64,808.21 52,963.22  
(61,672.33) 0.00 (4,148.22) (3,736.96) (20,025.85)

Annual Fees	
Electronics (12/88)(48)	3,700.34
Hardware (12/88)(84)	1,201.55
Electronics (12/89)(48)	248.89
Electronics (12/90)(48)	224.22

California Authority of Racing Fairs  
Equipment Replacement Fund

Tulare County Fair, Tulare (24th DAA)

Description	Cost	Replacemt Value	Replacemt Bal Due	Dep Due Mar 31 91	Due Jun 30 91	Due Dec 31 91	Due Jun 30 92	Due Dec 31 92	Due Jun 30 93	Due Dec 31 93	Due Jun 30 94	Due Dec 31 94	Due Jun 30 95	Due Dec 31 95	Due Jun 30 96
Electronics (6/89)(48)	32,910.02	40,002.46	31,774.96	8,227.51	7,555.06	7,555.06	7,555.06	7,555.06	7,555.06	6,200.38	6,200.38	6,200.38	6,200.38	6,200.38	6,200.38
Hardware (6/89)(84)	17,500.66	24,625.18	20,250.02	4,375.17	2,579.67	2,579.67	2,579.67	2,579.67	2,579.67	2,579.67	2,579.67	2,579.67	2,579.67	2,579.67	2,579.67
Electronics (6/90)(48)	8,286.73	11,660.26	9,588.58	2,071.68	1,719.60	1,719.60	1,719.60	1,719.60	1,719.60	1,719.60	1,719.60	1,548.38	1,548.38	1,548.38	1,548.38
Hardware (6/90)(84)	4,645.28	6,536.37	5,375.05	1,161.32	609.56	609.56	609.56	609.56	609.56	609.56	609.56	609.56	609.56	609.56	609.56

Credit-Simple Interest @ 6% annually  
Deferred Payment

Credit-Simple Interest @ 6% annually														
Deferred Payment														
	(6,231.95)	(6,231.95)	(6,231.95)	4,673.96	4,673.96	4,673.96	4,673.96	4,673.96	4,673.96	(1,289.34)	(1,154.45)	(1,373.41)	(1,585.81)	
Total	63,342.69	82,824.27	66,988.60	15,835.67	6,231.95	6,231.95	6,231.95	17,137.85	17,137.85	15,783.17	9,648.64	9,783.53	9,564.57	9,352.17
Current Fund Balance			15,835.67		19,582.89	23,330.11	27,077.33	41,730.45	56,383.57	29,679.55	42,977.99	38,481.65	45,780.45	52,860.29
Amount Disbursed									(40,002.46)		(11,660.26)			59,727.74
														(24,625.18)

Annual Fees	
Electronics (6/89)(48)	2,400.15
Hardware (6/89)(84)	1,477.51
Electronics (6/90)(48)	699.62
Hardware (6/90)(84)	392.18

California Authority of Racing Fairs  
Equipment Replacement Fund

Ventura County Fair, Ventura (31st DAA)

Description	Cost	Replacemnt Value	Dep Due Mar 31 91	Replacemnt Bal Due	Due Jun 30 91	Due Dec 31 91	Due Jun 30 92	Due Dec 31 92	Due Jun 30 93	Due Dec 31 93	Due Jun 30 94	Due Dec 31 94	Due Jun 30 95	Due Dec 31 95	Due Jun 30 96
Electronics (12/87)(48)	39,807.33	48,386.21	9,951.83	38,434.38	20,668.78	20,668.78	6,048.28	6,048.28	6,048.28	6,048.28	6,048.28	6,048.28	6,048.28	6,048.28	6,048.28
Hardware (12/87)(84)	12,735.07	17,919.52	3,183.77	14,735.75	2,379.55	2,379.55	2,379.55	2,379.55	2,379.55	2,379.55	2,379.55	2,379.55	1,817.55	1,817.55	1,817.55
Electronics (12/89)(48)	8,985.48	10,921.94	2,246.37	8,675.57	1,773.59	1,773.59	1,773.59	1,773.59	1,773.59	1,773.59	1,692.90	1,692.90	1,692.90	1,692.90	1,692.90
Hardware (12/89)(84)	4,453.48	6,266.49	1,113.37	5,153.12	617.42	617.42	617.42	617.42	617.42	617.42	617.42	617.42	617.42	617.42	617.42
Electronics (6/90)(48)	2,330.12	2,832.28	582.53	2,249.75	406.36	406.36	406.36	406.36	406.36	406.36	406.36	439.00	439.00	439.00	439.00
Hardware (6/90)(84)	2,562.89	3,606.24	640.72	2,965.52	336.30	336.30	336.30	336.30	336.30	336.30	336.30	336.30	336.30	336.30	336.30

Credit-Simple Interest @ 6% annually

Deferred Payment

	(13,091.00)	(13,091.00)	6,545.50	6,545.50	6,545.50	(1,552.64)	(1,441.88)	(1,578.12)	(1,240.80)	(1,451.18)
--	-------------	-------------	----------	----------	----------	------------	------------	------------	------------	------------

Total	70,874.37	89,932.68	17,718.59	72,214.09	13,091.00	13,091.00	18,107.00	18,107.00	18,107.00	18,107.00	9,928.18	10,071.58	9,373.33	9,710.66	9,500.28
-------	-----------	-----------	-----------	-----------	-----------	-----------	-----------	-----------	-----------	-----------	----------	-----------	----------	----------	----------

Current Fund Balance

Amount Disbursed

	17,718.59				28,111.61	38,504.63	5,527.45	20,936.47	36,345.50	51,754.52	48,062.78	52,604.10	41,359.93	48,372.61	6,788.70
					(48,386.21)					(10,921.94)	(2,832.28)	(17,919.52)		(48,386.21)	

Annual Fees	
Electronics (12/87)(48)	2,903.17
Hardware (12/87)(84)	1,075.17
Electronics (12/89)(48)	655.32
Hardware (12/89)(84)	375.99
Electronics (6/90)(48)	169.94
Hardware (6/90)(84)	216.37

# B.

## ***B. F&E Directive - Fair SWFs Required to Join CARF ERF - Jan. 29, 1992***

In 1992, F&E issued a memo which directed that any Fair satellite which received funding from the Division to build their satellite was required to participate in the CARF Equipment Replacement Fund. This directive has not been changed or rescinded. See attachment ***F&E Directive-SWFs Required to Join CARF ERF.***



## DEPARTMENT OF FOOD AND AGRICULTURE



1010 Hurley Way, Suite 200  
Sacramento, CA 95825

January 29, 1992

SW 92-1

TO: All Satellite Wagering Fairs  
SUBJECT: Audio-Visual Equipment Fund

Any fairs receiving Division funding for audio-visual equipment are required to be involved in the CARF Audio-Visual Equipment Fund. Amounts due to this fund are to be delineated in the annual fair budget submitted to the Division and must be remitted to CARF in a timely manner.

If you have any questions regarding this letter please contact me at your convenience.

Thank you,

A handwritten signature in cursive script, reading "Norm Towne".

Norm Towne  
Director of Horse Racing  
and Satellite Wagering  
Division of Fairs and Expositions  
(916) 924-2232

cc: Rick Cain  
Chris Korby  
Stan Wirth





***C. SAMPLE ERF Agreement with Fair - Lancaster 1991***

This attachment is a sample of the contracts that CARF had with individual Fairs setting out respective duties and responsibilities of participating in the original ERF. In its original structure, the ERF was financed by assessments paid by the Fair into the Fund.

Note: The Fairs in Bakersfield, San Jose and San Mateo have never participated in the ERF. Cal Expo, Del Mar, Eureka, Santa Barbara and Stockton have withdrawn and received their original deposits back.



1111 Howe Ave.  
Suite 600  
Sacramento, California 95825  
916/927-7223  
FAX: 916/927-9897



## California Authority of Racing Fairs

June 26, 1991

Jim Pacini  
Antelope Valley Fair  
155 East Avenue "I"  
Lancaster, California 93535

RE: Equipment Repair and Replacement Fund

Dear Jim,

This Letter Agreement memorializes an agreement between the Antelope Valley Fair and the California Authority of Racing Fairs ("CARF"), which agreement has been reviewed and approved by the California Department of Agriculture, Division of Fairs and Expositions.

Purpose. The Division of Fairs and Expositions ("F & E") has directed the California fairs who participate in satellite wagering to plan for and establish a fund for the replacement of audio-visual and related equipment at their facilities. The fairs and CARF have reached an agreement to establish a Satellite Wagering Equipment Replacement Fund ("Fund"). The purpose of the Fund is to accomplish the following objectives:

Provides a predictable, line-item expense on Fair budgets that includes insurance, maintenance, replacement of all satellite and television equipment, and administration of the fund

Provides a fixed asset inventory system to identify assets, track maintenance and repair, forecast replacement expenditures, and support fund administration

Provides scheduled replacement of equipment that guarantees new, state of the art equipment on a predictable interval

Provides a revenue and expense model to assure that Fairs can sustain a self-perpetuating Fund into the foreseeable future

Term. This agreement establishing the Equipment Replacement Fund ("Fund") commences on June 30, 1991. Antelope Valley Fair becomes a participating member of the Fund on the date this Letter Agreement is delivered, properly executed, to CARF. The Antelope Valley Fair remains a participant in the Fund so long as the parties agree and the Fund continues.

CARF's Duties. CARF's responsibilities to the fairs participating in the fund are:

1. Receive from F & E grants and loans to initiate the Fund and repay loans, plus interest, as agreed with F & E and the fairs'
2. Receive from the fairs their periodic payments as required herein to repay loans and to maintain the Fund;
3. Manage and account for all funds received and deposited under this Agreement, including all interest and accumulations thereto, and properly credit and debit each participating fair's account;
4. Develop, establish and manage a fixed asset inventory system to support the Fund;
5. Maintain an insurance policy(ies) as necessary on all equipment which is subject to this agreement;
6. Review and approve all expenditures for repairs and service calls incurred by participating fairs. Unapproved expenditures shall be borne by the participating fair.
7. Purchase and dispose of all satellite equipment of all participating members of the Fund, and fairly allocate equipment sales credits to the member fairs.

Fairs' Duties. As a participating member of the Fund, Antelope Valley Fair shall:

1. Make timely payment to CARF of the semi-annual payment established for it on June 30 and December 31, or earlier, each year. The first payment is due on June 30, 1991. The Antelope Valley Fair invoice is attached.
2. Comply with the procedure(s) of the fixed asset inventory system established by CARF;
3. Ensure that Antelope Valley Fair employees are properly trained in the safe care of the satellite equipment,

service and maintain the equipment, and keep service call expenses at a minimum;

4. Obtain CARF's prior approval for all equipment purchases which are out of the ordinary replacement schedule, and for repairs or service calls exceeding \$200.00 to any single piece of equipment;

5. Cooperate with CARF in the disposition of any satellite equipment scheduled or desired to be replaced.

Equipment Use. The possession and use of the equipment by Antelope Valley Fair is subject to the terms and conditions of this agreement.

Equipment Maintenance. Unless otherwise agreed with CARF in writing, CARF shall arrange for the Antelope Valley Fair equipment maintenance, servicing and repair pursuant to a contract between CARF and the service provider.


Ownership by CARF. The equipment covered by this agreement is the sole and exclusive property of CARF.

Disputes. Any dispute arising under this agreement shall be taken before a committee composed of the Chairpersons of the Finance and Administration/Operations Committees, whose decision shall be final and binding.

Termination. Either party may terminate this agreement on ninety (90) days written notice to the other; provided, however, that a withdrawing fair shall remain liable to CARF for the timely payment to CARF of any scheduled payment coming due after the effective date of withdrawal, or which is past due.

California Authority of  
Racing Fairs

Antelope Valley Fair

By   
Richard Cain, Executive  
Director

By   
Manager



***D. CARF Asset Management Program - 1997***

***CARF ASSET MANAGEMENT PROGRAM-Concept & Description Restated 1997.*** Circa 1996, F&E convened a Horse Racing Planning Group to advise it on matters related to horse racing. In 1997, CARF proposed that F&E create a continuing allocation to support the CARF ERF. As part of the planning for that discussion, CARF's proposal included a document that summarized and re-stated the concepts behind the ERF. That document is attached.





CARF ASSET MANAGEMENT PROGRAM  
EQUIPMENT REPLACEMENT FUND  
*Review, Description and Recommendations*

---

**1) Background**

- A) Chronology of Satellite Wagering Facility installations
- B) Objectives of Asset Management Program, Equipment Replacement Fund: 1) line item on annual Fair budgets 2) fixed asset inventory 3) scheduled replacement 4) economic model to support objectives 5) encumbers dedicated funding for necessary future expenditures 6) proven technical management 7) volume buying leverage.
- C) Economic Model proposed to and adopted by CARF Board
- D) F&E policies related to Fund
- E) MOU's, contracts and policy documents

**2) Economic Model**

- A) Framework
  - i) Equipment investment establishes cost basis
  - ii) Calculating projected cost of maintenance and service
  - iii) Projected interval of service i.e., anticipated useful lifetime
  - iv) Insurance, administrative costs
- B) Model
  - i) Equipment cost
  - ii) Inflation factor
  - iii) Rate of return
  - iv) Replacement cost
  - v) Insurance, administration and maintenance/service costs
  - vi) Service life
  - vii) Salvage value
  - viii) Coopers and Lybrand

**3) Fixed Asset Management System**

- A) Identify Assets
  - i) Report location of assets
  - ii) Record value of each item
  - iii) Mark assets with bar-coded asset tags
  - iv) Record the serial number of each item
  - v) Provide portable bar-code readers for on-going inventory control
- B) Track Maintenance and Repairs
  - i) Provide for service chronology on each piece of equipment throughout its service life
  - ii) Cross reference trouble reports
  - iii) Calculate Mean Time Between Failures
  - iv) Report on equipment out for repair
  - v) Log service calls to each site

- B) Cross-reference Assets and Service Duration
  - i) Classify data entry for each item
  - ii) Generate reports by item, by cost and by duration of service to forecast Fund expenditures
  - iii) Report equipment purchase value and calculate present value
- C) Support Fund Management
  - i) Report excessive failures of any single component
  - ii) Provide portable hardware
  - iii) Report on equipment reaching end of projected lifetime
  - iv) Report and calculate in compliance with accepted accounting standards
  - v) Provide and active data-base foundation for generation of reports not presently anticipated

**4) *Inventory Services***

- A) Statewide inventory conducted every two years
- B) Outsourced to certified, bonded contractor

**5) *Operations***

- A) Storage and shipping depot in Sacramento
- B) Master inventory computer located in Sacramento
- C) Procedures for shipping equipment and for updating inventory computer files
- D) Security and backup measures at storage depot
- E) Repair and replacement procedures
- F) On-site service calls: approvals and procedures
- G) Recording new equipment in inventory

**6) *Equipment Procurement***

- A) Bidding procedures set by lead agency Sonoma County Fair
- B) Pre-qualified vendors
- C) Sole-source providers

**7) *End-of-lifetime equipment disposition***

- A) Recording assets at time of disposition
- B) Acceptable payment procedures
- C) Procedures for removal of items from asset inventory

**8) *Recommendations***

- A) Legal counsel review existing contracts and MOU's
- B) Initiate program to enhance communications with CARF members
  - i) Quarterly Management Reports
  - ii) Liaison with CARF regional satellite wagering committees
  - iii) Prepare and distribute information on Asset Management Program, including a description, its purpose, operating procedures and current Management Reports
  - iv) Add above information to CARF Web Site

**9) *Proposal***

- A) Proposed revisions to contracts and MOU's
- B) Proposal for funding through F&E satellite wagering account

***E. CARF ERF Proposal to F&E - 1997***

In 1997/98, as noted directly above, CARF proposed that F&E create a continuing allocation to the ERF of \$500K per year, thereby relieving CARF member Fairs of a significant financial burden. This proposal is shown in the attachment ***CARF ERF Proposal to F&E - Summary 1997***. F&E approved the CARF proposal. The approval of the continuing allocation, rationale and direction that CARF manage the Fund are memorialized in the F&E memo noted below, dated August 6, 1998.



CALIFORNIA AUTHORITY OF RACING FAIRS  
ASSET MANAGEMENT PROGRAM  
EQUIPMENT REPLACEMENT FUND  
*Proposal*

---

***Background***

- Simulcast wagering within California began with experimental pilot in 1985 between Golden Gate Fields and Fresno Fair
- In 1987, CARF, newly constituted as JPA, began to implement expansion of California Fairs satellite network through funding allocated by F&E
- In 1990, CARF Board adopted Equipment Replacement Fund Economic Model in order to provide for orderly maintenance and replacement of technical equipment required for satellite wagering operation
- F&E policy required participation in CARF ERF by any Fair that received F&E funding for implementation of a Satellite Wagering Facility on its grounds (policy not strictly enforced)
- Recap investment: large sums invested by F&E in Satellite Wagering Facilities
- Recap current level of Fair participation: THEME:  
*The State has a large investment in Satellite Wagering Facilities. All Fairs benefit from successful operation of the Satellite Wagering Network CDFA should protect that investment to ensure uninterrupted revenue flow. F&E can ensure continuing reliable operation by directly funding an asset management program that provides for orderly maintenance and predictable replacement of assets.*

***Proposal***

In order to ensure continuing, reliable operation of satellite wagering operations at California Fairs, California Authority of Racing Fairs proposes that the CDFA Division of F&E allocate \$500,000 annually to fund the CARF Asset Management Program.

***Considerations Supporting this Proposal***

- As noted above, F&E has made a substantial investment to create a state-of-the-art satellite network at California Fairs.
- To date this investment totals approximately \$65 million; the network generates approximately \$650 million in annual handle (sales).
- The network requires administration, technical maintenance and periodic, scheduled equipment replacement, management services that CARF already provides.
- Business and Professions Code envisions this category of expenditures
- This is a logical next step in prudent management of a substantial investment in the Fairs' satellite network, in simulcasting and in support of California racing.
- Fairs must remain competitive in an increasing environment.
- This continuing allocation is necessary to manage, protect and enhance the product that they offer.



***F. Memo - Approval of Continuing Allocation for  
CARF ERF - Aug. 6, 1998***

This is the memo from F&E which set policy and approved funding for CARF to manage the ERF. Note the language in the opening paragraph: ***"For the current year and all subsequent years, barring a change in state policy, F&E will allocate \$500,000 to the ERF. The allocation will become a standard feature of F&E's expenditure plan, replacing the contributions that CARF member fair organizations currently make into a pooled fund."***

The memo also directs: ***"As before, CARF will administer the equipment replacement fund, including the replacement schedule and process. Any questions regarding administration or eligibility should be directed to CARF."*** Please read the Rationale in the F&E memo, some of which derives from the CARF proposal for funding; the reasoning still holds up.

Note that the memo requires that Fairs put aside an amount equal to what they paid into the ERF for Satellite Facility maintenance. To my knowledge, this provision of the memo has not been enforced. See attachment ***F&E Memo-Equipment Replacement Funding-August 6, 1998.***





## DEPARTMENT OF FOOD AND AGRICULTURE

1010 Hurley Way, Suite 200  
Sacramento, CA 95825



August 6, 1998

TO: All Satellite Wagering Fairs

SUBJECT: Status of Equipment Replacement Fund and Creation of a Sinking Fund  
for Satellite Wagering Facilities

---

The Division of Fairs and Expositions (F&E) has approved a proposal from the California Authority of Racing Fairs (CARF) to fund the equipment replacement fund (ERF) from the satellite wagering account (SWA). For the current year and all subsequent years, barring a change in state policy, F&E will allocate \$500,000 to the ERF. This allocation will become a standard feature of F&E's annual expenditure plan, replacing the contributions that CARF member fair organizations currently make into a pooled fund.

### RATIONALE

The horse racing planning group (HRPG) discussed the policy implications of CARF's ERF proposal. The HRPG recommended that F&E approve this change in funding policy, in recognition that it is analogous to the state lottery commission's absorption of all costs for placing and maintaining lottery-playing equipment in all locations, statewide. In other words, CARF's proposal reflects the following realities:

- ✧ The equipment in satellite wagering facilities (SWFs) is the most critical factor in enabling patrons to wager.
- ✧ The state has a revenue interest to protect by ensuring that the technology available is appropriate and adequate to facilitate wagering.

Furthermore, all fair organizations in the statewide network have a revenue interest in the success and profitability of the racing and wagering enterprise. Thus, it makes sense to approve an annual allocation from the SWA to ensure that wagering equipment is maintained at a high technological standard throughout the system.

### ELIGIBILITY

As before, CARF will administer the equipment replacement fund, including the replacement schedule and process. Any questions regarding administration or eligibility should be directed to CARF.

### COMFORT AND AESTHETIC STANDARDS

CARF is currently conducting an inventory of satellite wagering facilities at 10 sites throughout the state. The inventory entails a detailed assessment of equipment and conditions in SWFs ("conditions" means furnishings, carpeting, paint colors, rest rooms, kitchens, and other amenities). When this study has been completed, which is projected to be in October 1998, CARF committees will collaborate with the HRPB to develop standards for SWF comfort and aesthetics. The purpose of this activity is, once again, to ensure that the facilities the network of California fairs maintains and operates are attractive and inviting to both new and regular patrons.

### DEPRECIATION ACCOUNT

The annual allocation of \$500,000 from the SWA to the equipment replacement fund will free up funds that local fair organizations should have been paying to CARF for this purpose. Effective immediately, F&E will require fair organizations that operate SWFs to add a new line item to their operating budgets for satellite wagering. Specifically, the new line item will be a "sinking fund," or reserve account, for the exclusive purpose of maintaining the SWF at high comfort and aesthetic standards.

Budgeting for this line item should represent *not less than* the amount previously assessed by CARF for equipment replacement. The fair organization will retain control of the sinking fund account.

By this time next year, CARF and the HRPB will have completed work on a set of comfort and aesthetic standards. F&E will ensure that every fair organization with a SWF will receive these standards. Planning for SWF refurbishment can then proceed in keeping with a schedule -- similar in concept to the equipment replacement schedule -- and F&E will monitor those expenditures.


### POLICY AND PROFITABILITY REVIEW

Over the next few months, a financial management consultant will conduct an analysis of profitability in the satellite wagering enterprise. We are undertaking this study to obtain information that will support a comprehensive review of current funding and oversight policies pertaining to satellite wagering. The HRPB believes that various current policies unnecessarily impede wagering's profitability at the site level. Before we can make policy changes that will further standardize financial management practices in SWFs, we need to know whether those practices currently vary from site to site and, if so, how and which ones should be replicated throughout the system.

### CLOSING

You will receive additional details on the sinking fund account in the instructions for 1999 budgets. In the meantime, please call me or Rick Cain of CARF at 916-263-3346 if you have questions.

Respectfully,



Sharon Jensen, Director  
Division of Fairs and Expositions  
(916) 263-2952

cc: Darrell Guensler, CDFA  
Rick Cain, CARF  
Brian Davie, CFSA  
Steve Chambers, WFA  
Steve Lucas, CCA



### ***G. Establishing ERF Eligibility for Fairs Not Participating in Original ERF***

- ***ERF-CARF Board Resolution 1999***
- ***ERF Policy-CARF Board Adopted-Minutes of Mtg Feb 23, 1999***

Once F&E had approved a continuing allocation for the CARF Equipment Replacement Fund, there was a discussion at the CARF Board about how to establish eligibility to receive ERF benefits if a Fair had **not** participated in the original ERF. Not every Fair had contributed into the original ERF, even though all Fairs had been directed by F&E to participate. For those Fairs which had participated, which included most CARF member Fairs, there was a "fairness issue" about how to establish eligibility for Fairs that had **not** previously participated.

F&E had directed that CARF set policy for and manage the Fund. Furthermore, certain CARF Directors thought that the JPA could have significant liabilities if some Fairs did not have funds on deposit with CARF and CARF had a responsibility for providing equipment replacement. Staff proposed a program to the CARF Board which would require that earlier non-participating Fairs would pay a "catch-up" deposit equivalent to the amounts that earlier participating Fairs had on deposit in the original ERF. This plan was adopted by the CARF Board in Feb 1999 and has remained policy since that date. The record of these actions is attached in ***ERF-CARF Board Resolution 1999*** and ***ERF Policy-CARF Board Adopted-Minutes of Mtg Feb 23-1999***.



## EQUIPMENT REPLACEMENT FUND

---

### *Background*

Since 1989, CARF has administered an Equipment Replacement Fund to provide for orderly and predictable replacement of technical equipment necessary for satellite wagering operations at Fairs. From its inception, this replacement program has been funded from contributions by participating Fairs. Early in the Fund's implementation, in order to encourage Fairs to participate, the Division agreed to assist CARF Member Fairs through a one-time program of loans and grants.

In 1998, as part of the overall reviews undertaken by the Horse Racing Planning Group, CARF staff began working with the Division of Fairs and Expositions to restructure the funding for this program. As an outgrowth of these discussions, the Division agreed to assume funding for the Fund, leaving to the CARF Board overall responsibility for its administration.

The CARF Board determined that Fairs not current in their contributions should become current before they would become eligible for equipment replacements funded by the new Division allocation. In October of 1998, CARF staff contacted all Fairs not presently current in their contributions, advised them of the restructuring plan, and notified them of the CARF Board determination. In a February 1999 follow-up letter (attached), CARF staff advised these Fairs to propose a plan by February 19, 1999, to the CARF Board as to how they would become current in their payments.

### *Status*

Nine CARF Member Fairs are not current in their payment to the Equipment Replacement Fund. As of February 19, 1999, five Fairs have responded in writing with a proposal to become current: Shasta District Fair, Monterey County Fair, Santa Barbara County Fair, San Bernardino County Fair and Tulare County Fair. These proposals are attached. Kern County Fair responded in writing that it chooses not to participate and requests a direct payment of their loan money from F&E. Riverside County Fair has not responded in writing but has indicated orally that it will not participate. As of the date above, Alameda County Fair and Humboldt County Fair have not responded.

### *Recommendation*

CARF Staff offers the following resolution.

The CARF Board of Directors resolves the following.

1) The CARF Board accepts the proposals put forward by the Shasta District Fair, Anderson, the Monterey County Fair, Monterey, the Santa Barbara County Fair, Santa Maria, the Tulare County Fair, Tulare, and the San Bernardino County Fair, Victorville, for their continuing participation in the CARF Equipment Replacement Fund, contingent upon their meeting the payments outlined in their proposals. CARF staff, with the approval of the Board of Directors, will determine the schedule on which equipment at these Fairs is replaced. Equipment replacement funds allocated by the Division of Fairs and Expositions after January 1998 will not be expended at the Fairs noted above until they have completed the payments which they have proposed.

2) A Fair which has not submitted payments to the Equipment Replacement Fund but shows a balance in its Fund account from F&E loans or grants may receive equipment replacement, not exceeding that amount, with the consent of the Division of Fairs and Expositions.

# CALIFORNIA AUTHORITY OF RACING FAIRS

## Minutes

### Regular Meeting Board of Directors

February 23, 1999

Pursuant to the notice sent to all Directors according to the Bylaws, a regular meeting of the California Authority of Racing Fairs Board of Directors was held at 3:30 p.m., Tuesday, February 23, 1999. The meeting was held in the Jenny Lind room on the Delta King River Boat, 1000 Front Street, Old Sacramento, California.

The following Directors were present: David Elliott, Brad Gessner, Forrest White, Roger Hayes, Corey Oakley. Absent: Stuart Titus and Michael Paluszak.

Guests and staff attending: Greg Hurner, Ethan Hirsch, Rick Cain, Christopher Korby, Eric Johnson, Bernice Dent.

At 3:30 p.m., with a quorum present, President Elliott called the meeting to order. Ms. Dent served as secretary calling the roll and recording the proceedings.

The minutes of January 24, 1999 were unanimously approved upon motion and second by Mr. Oakley and Mr. White.

Under Item III, Review and Action on Equipment Fund Proposals, Mr. Korby reported that the only change to the status report, included in the agenda, was that he had spoken with the Redwood Acres Fair. The fair has indicated that they will attempt to participate but as of yet, has not responded in writing.

Mr. Korby presented a chronological overview of the fund and a brief history of the fairs' participation in that fund. Originally the policy established by F&E was that fairs who received new satellite wagering facilities participate in the Equipment Replacement Fund. Unfortunately the policy was never enforced. It was suggested that a policy be established that fairs would not be able to receive "new" money allocated from the F&E Equipment Replacement Fund until they are current in all payments. Mr. Cain reminded the Board that a year ago, when CARF entered into the project, the goal was to shift the financial responsibility of the Equipment Replacement Fund to the Satellite Wagering Account. The Board, then adopted a policy that CARF would administer the fund as part of its agreement with F&E. It was also agreed that everyone was to come current with their balance, and if not, to put forward a proposal of how they would, thus making all members fully vested. It was also noted that last year, F&E suggested that all fairs keep a "replacement allocation fund" within their budgets for facility improvements.

Mr. Oakley expressed his convictions that a tremendous burden has been placed on the Board. A fair will make CARF an unpaid and unsecured creditor by not participating in the Equipment Replacement Fund. It was agreed that all fairs have the obligation of the requirements for public facilities. By virtue of membership in CARF and by the signing of the JPA agreement, obligations and benefits have to be met. CARF has entered into agreement



with F&E to establish and operate the Fund and has represented to the state that this is a good investment for the State of California. CARF has extended an obligation on behalf of the fairs that they must realize. Mr. Hurner stated that F&E has dedicated authority to CARF for the management of the Equipment Replacement Fund for the benefit of its members who participate in the Fund.

Of the nine fairs that are in the arrears, seven have proposed payment plans; the Board then looked at each proposal individually. Mr. Oakley stated that as he sees it, he identifies three categories: those who have opted out, those who have submitted a payment plan and those who have not responded.


Mr. Oakley moved that no funds are allocated in excess of the current balance until the member's status is current; for the group who has indicated "opting out" the Board will force the issue of their participation; those who have provided "a payment plan" the Board accept a two-year payback plan based on a letter indicating the terms of that plan and for the fairs who have yet to respond, a letter is mailed to them outlining the two options the Board has determined and the importance of the fair maintaining their technical and amenity infrastructures. Mr. Hayes seconded the motion.

Upon further discussion, Mr. Oakley amended the motion as stated added that the payment plan is extended to a maximum of three years. Mr. Hayes concurred. The motion was unanimously carried.

Moving to Item IV, Report on CARF Committee Assignments, Mr. Cain drew the Board attention to the list of committee assignments and noted that the Communications Committee will work closely with Mr. Hayes and Mr. Oakley the fairs representatives to the recently formed California Marketing Committee (CMC).

Under Item V, Discussion on Board of Directors Retreat, Mr. Cain suggested that this item be placed on the agenda for discussion at the next Board meeting. He felt that taking the work done today: the purpose, the value, the goals and note for the record that this was the work of the Board's efforts at today's meeting. It was hoped that it had this information available at the Northern Satellite Wagering Committee and Live Racing Committee meetings scheduled for next week. Mr. White suggested the Board consider today's work at every Board meeting, and in September, be prepared to decide the direction it wishes to take regarding the budget process. Mr. Cain suggested beginning the budget process in May. It was agreed to address a piece of the work (goals and purposes) at every Board meeting to help with the budgeting.

With no further business before the Board, President Elliott adjourned the meeting at 4:40 p.m. upon motion and second by Messrs. White and Hayes.

  
Bernice Dent, meeting secretary



***H. SAMPLE ERF Participation Letter  
to Fair - Indio 1998-2000***

***CARF ERF Participation Letters to Fairs - SAMPLE-Indio-1998 – 2000.*** In response to the policy adopted by the CARF Board, we contacted Fairs that had not participated in the original ERF or had lapsed in payments. The attachment ***CARF ERF Participation Letters -Indio-1998 – 2000*** is a sample of the correspondence with Fairs, encouraging them to undertake a “catch-up” payment plan, as laid out in the policy adopted by the CARF Board. Most Fairs took advantage of this opportunity to participate.





October 23, 1998

Ms Lori Moss  
National Date Festival  
46-350 Arabia St.  
Indio, CA 92201

Dear Lori,

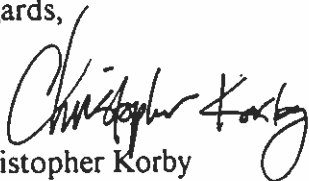
As you know, the California Authority of Racing Fairs administers an Equipment Replacement Fund which provides for orderly and periodic replacement of electronic equipment at Fair Satellite Wagering Facilities. This program has ensured that there is money available to maintain and replace Satellite Facility equipment at current state-of-the-art. In the past, funding for equipment replacement has come from participating Fairs. Effective this year, however, the Division of Fairs and Expositions has agreed to provide an annual allocation to support the Fund, thereby relieving Fairs of that direct obligation. This decision was communicated earlier in a letter from Sharon Jensen. (Please see attached letter.)

The CARF Board of Directors has determined that any Fair behind in its payments to the Fund must become current before that Fair is eligible to receive equipment purchased from the F&E allocation.

We have reviewed our Fund records for your Fair. Our accounts show a current balance of \$29,482 against a replacement value \$101,809 for equipment currently installed at your Fair. Consequently, your accounts require payment of \$72,327 to become current.

Please contact us if you would like to discuss this matter further.

Regards,



Christopher Korby  
Director of Technical Operations and Development

cc: CDFA Division of Fairs and Expositions



*a California joint powers agency*

1776 Tribute Road, Suite 150  
Sacramento, California 95815  
Office: 916.927.7223 • Fax: 916.263.3341  
[www.racingfairs.org](http://www.racingfairs.org)

March 31, 2000

Ms Belinda McLaughlin  
National Date Festival  
46-350 Arabia St.  
Indio, CA 92201

Dear Belinda,

As you know, the California Authority of Racing Fairs (CARF) administers an Equipment Replacement Fund which provides for orderly and periodic replacement of electronic equipment at Fair Satellite Wagering Facilities. This program has ensured that there is money available to maintain and replace Satellite Facility equipment at current state-of-the-art. In the past, funding for equipment replacement has come from participating Fairs. Effective last year, however, the Division of Fairs and Expositions (F&E) has agreed to provide an annual allocation to support the Fund, thereby relieving Fairs of that direct obligation.

The CARF Board of Directors has determined that any Fair behind in its payments to the Fund must become current before that Fair is eligible to receive equipment purchased from the F&E allocation.

We have reviewed our Fund records for your Fair. Our accounts show a current balance of \$29,482 against a replacement value \$101,809 for equipment currently installed at your Fair. Consequently, your accounts require payment of \$72,327 to become current.

Please contact us if you would like to discuss this matter further.

Regards,

Christopher Korby  
Interim Executive Director

cc: CDFA Division of Fairs and Expositions

RIVERSIDE  
COUNTY



**RIVERSIDE COUNTY FAIR &  
NATIONAL DATE FESTIVAL**

---

ECONOMIC DEVELOPMENT AGENCY  
COUNTY OF RIVERSIDE

46-350 ARABIA ST. ❖ INDIO, CALIFORNIA 92201

OFFICE: 760/863-8247 ❖ FAX: 760/863-8973

WWW.DATEFEST.ORG 800-811-FAIR



July 21, 2000

Chris Korby  
California Authority of Horse Racing  
1776 Tribute Road, Suite 150  
Sacramento, CA 95815

Dear Mr. Korby:

Recently our first payment was sent to CARF for the Equipment Fund. Equal payments will be made approximately about the same time for the next two years.

As you are aware, we have just received another IRD to be used for the Fair Meadows signal. As it stands we had problems with the last IRD sent, due to the fact we had no room to hook it up.

In order to provide quality services to our customers, we would greatly appreciate your assistance in upgrading our equipment, getting the infotext working and replacing old televisions. With the payment of the first installment, what is the timeframe in receiving CRAF's assistants with the new upgrades?

Sincerely,

Belinda J. McLaughlin  
Assistant Director of EDA/  
Fair Manager

**YEAR 2001 FAIR DATES: FEBRUARY 16-25**

RIVERSIDE COUNTY FAIR & NATIONAL DATE FESTIVAL ❖ JOB TRAINING ❖ HOUSING  
REDEVELOPMENT ❖ ECONOMIC DEVELOPMENT ❖ COMMUNITY DEVELOPMENT ❖ AVIATION

RIVERSIDE  
COUNTY




**RIVERSIDE COUNTY FAIR &  
NATIONAL DATE FESTIVAL**

ECONOMIC DEVELOPMENT AGENCY  
COUNTY OF RIVERSIDE

46-350 ARABIA ST. ❖ INDIO, CALIFORNIA 92201

OFFICE: 760/863-8247 ❖ FAX: 760/863-8973

WWW.DATEFEST.ORG 800-811-FAIR



August 15, 2000

Chris Korby  
California Authority of Horse Racing  
1776 Tribute Road, Suite 150  
Sacramento, CA 95815

Dear Mr. Korby:

This letter is to confirm that the Riverside County Fair and National Date Festival will make two additional installments to the Equipment Fund.

The second installment will occur by the end of June 2001, and the third and final installment by the end of June 2002.

If you have any questions, please feel free to call.

Sincerely,

Belinda J. McLaughlin  
Assistant Director of EDA/  
Fair Manager

**YEAR 2001 FAIR DATES: FEBRUARY 16-25**

RIVERSIDE COUNTY FAIR & NATIONAL DATE FESTIVAL ❖ JOB TRAINING ❖ HOUSING  
REDEVELOPMENT ❖ ECONOMIC DEVELOPMENT ❖ COMMUNITY DEVELOPMENT ❖ AVIATION



## ***I. Inventory***

- ***Inventory Value with Equipment Replacement Projected by Year through 2014-080501***
- ***2009-2010 Fiscal Yr ERF Projects***
- ***Fair Satellite Inventory-TVs-Big Screens-Projectors by Facility + Totals***

CARF has continued to plan equipment replacement schedules based on site-by-site inventories, projected useful lifetime of equipment and original installation histories. The most recent version of the multiple-year equipment replacement projection is shown in the file ***Inventory Value with Equipment Replacement Projected by Year through 2014-080501*** which we prepared in 2008.

This schedule projected a seven year replacement plan, 2008 through 2014. The color-coded spreadsheet cells show the target year by which a complete equipment replacement cycle will be completed for each Fair location. The file ***2009-2010 Fiscal Yr ERF Projects*** shows specific replacement projects we laid out for 2009-10. A summary of inventory, showing the number of TV's, big screens and projectors is attached for your reference as document **I.3.**

This does not include satellite dishes, head-end equipment or other such control equipment also required for satellite operation. It may be of interest that our network contains four thousand seven hundred sixteen (4,716) screens of various types.



**California Authority of Racing Fairs  
Equipment Replacement Fund  
Projected Equipment Replacement 2008 - 2014**

		12/31/2008	12/31/2009	12/31/2010	12/31/2011	12/31/2012	12/31/2013	12/31/2014
<b>Eureka</b>	Replacement Equipment Needed	\$ 69,149.29	\$ 12,051.73	\$ 13,678.01	\$ 14,127.75	\$ 14,480.50	\$ 14,795.65	\$ 15,145.95
	Ending Inventory	\$ 69,149.29	\$ 73,298.25	\$ 77,696.14	\$ 82,357.91	\$ 87,299.39	\$ 92,537.35	\$ 98,089.59
<b>Santa Barbara</b>	Replacement Equipment Needed	\$ 162,624.80	\$ 28,343.18	\$ 32,167.85	\$ 33,225.53	\$ 34,055.14	\$ 34,796.31	\$ 35,620.13
	Ending Inventory	\$ 162,624.80	\$ 172,382.29	\$ 182,725.22	\$ 193,688.74	\$ 205,310.06	\$ 217,628.66	\$ 230,686.38
<b>Vallejo</b>	Replacement Equipment Needed	\$ 202,169.51	\$ 35,235.26	\$ 39,989.95	\$ 41,304.83	\$ 42,336.17	\$ 43,257.57	\$ 44,281.71
	Ending Inventory	\$ 202,169.51	\$ 214,299.68	\$ 227,157.66	\$ 240,787.12	\$ 255,234.34	\$ 270,548.41	\$ 286,781.31
<b>Victorville</b>	Replacement Equipment Needed	\$ 126,597.46	\$ 22,064.13	\$ 25,041.50	\$ 25,864.86	\$ 26,510.68	\$ 27,087.66	\$ 27,728.97
	Ending Inventory	\$ 126,597.46	\$ 134,193.31	\$ 142,244.91	\$ 150,779.61	\$ 159,826.38	\$ 169,415.96	\$ 179,580.92
<b>Indio</b>	Replacement Equipment Needed	\$ 36,953.66	\$ 187,753.36	\$ 29,476.28	\$ 33,520.91	\$ 34,749.51	\$ 35,599.49	\$ 36,501.65
	Ending Inventory	\$ 177,695.19	\$ 187,753.36	\$ 199,018.56	\$ 210,959.68	\$ 223,617.26	\$ 237,034.29	\$ 251,256.35
<b>Santa Maria</b>	Replacement Equipment Needed	\$ 35,426.46	\$ 180,120.77	\$ 31,392.48	\$ 35,628.62	\$ 36,856.49	\$ 37,669.01	\$ 38,534.16
	Ending Inventory	\$ 170,446.55	\$ 180,120.77	\$ 190,928.02	\$ 202,383.70	\$ 214,526.72	\$ 227,398.33	\$ 241,042.23
<b>Stockton</b>	Replacement Equipment Needed	\$ 67,279.08	\$ 341,830.63	\$ 59,576.20	\$ 67,615.49	\$ 69,945.73	\$ 71,487.70	\$ 73,129.58
	Ending Inventory	\$ 323,518.26	\$ 341,830.63	\$ 362,340.47	\$ 384,080.90	\$ 407,125.75	\$ 431,553.30	\$ 457,446.49
<b>Anderson:</b>	Replacement Equipment Needed	\$ 17,478.13	\$ 19,726.31	\$ 93,559.92	\$ 16,306.16	\$ 18,535.83	\$ 19,118.38	\$ 19,563.40
	Ending Inventory	\$ 84,045.35	\$ 89,088.08	\$ 93,559.92	\$ 99,173.52	\$ 105,123.93	\$ 111,431.36	\$ 118,117.25
<b>National Orange</b>	Replacement Equipment Needed	\$ 97,211.41	\$ 109,715.61	\$ 520,370.19	\$ 90,693.09	\$ 103,094.28	\$ 106,334.36	\$ 108,809.53
	Ending Inventory	\$ 467,451.11	\$ 495,498.18	\$ 520,370.19	\$ 551,592.41	\$ 584,687.95	\$ 619,769.23	\$ 656,955.38
<b>Monterey</b>	Replacement Equipment Needed	\$ 38,555.82	\$ 43,515.11	\$ 44,749.33	\$ 216,882.04	\$ 37,867.35	\$ 42,907.91	\$ 44,311.60
	Ending Inventory	\$ 185,399.24	\$ 196,523.19	\$ 208,314.58	\$ 216,882.04	\$ 229,894.96	\$ 243,688.66	\$ 258,309.98
<b>Perris</b>	Replacement Equipment Needed	\$ 65,998.96	\$ 74,487.80	\$ 76,600.45	\$ 371,251.49	\$ 64,820.07	\$ 73,448.34	\$ 75,851.13
	Ending Inventory	\$ 317,360.66	\$ 336,402.30	\$ 356,586.44	\$ 371,251.49	\$ 393,526.58	\$ 417,138.17	\$ 442,166.46
<b>Tulare</b>	Replacement Equipment Needed	\$ 18,738.60	\$ 21,148.91	\$ 21,748.76	\$ 105,407.53	\$ 18,404.03	\$ 20,853.81	\$ 21,536.02
	Ending Inventory	\$ 90,106.43	\$ 95,512.82	\$ 101,243.59	\$ 105,407.53	\$ 111,731.98	\$ 118,435.90	\$ 125,542.05
<b>Fresno</b>	Replacement Equipment Needed	\$ 47,656.69	\$ 53,786.94	\$ 55,312.53	\$ 56,361.37	\$ 281,049.29	\$ 48,982.88	\$ 55,592.70
	Ending Inventory	\$ 229,163.00	\$ 242,912.78	\$ 257,487.55	\$ 272,936.80	\$ 281,049.29	\$ 297,912.25	\$ 315,786.98
<b>Santa Rosa</b>	Replacement Equipment Needed	\$ 68,453.29	\$ 77,108.85	\$ 79,280.90	\$ 80,782.95	\$ 402,768.73	\$ 70,196.84	\$ 79,669.30
	Ending Inventory	\$ 328,568.04	\$ 348,282.12	\$ 369,179.05	\$ 391,329.79	\$ 402,768.73	\$ 426,934.85	\$ 452,550.95
<b>Lancaster</b>	Replacement Equipment Needed	\$ 48,571.58	\$ 54,622.75	\$ 56,152.31	\$ 57,215.39	\$ 58,374.64	\$ 298,393.22	\$ 52,005.68
	Ending Inventory	\$ 232,777.10	\$ 246,743.72	\$ 261,548.34	\$ 277,241.25	\$ 293,875.72	\$ 298,393.22	\$ 316,296.81
<b>Pleasanton</b>	Replacement Equipment Needed	\$ 74,031.94	\$ 85,382.54	\$ 87,987.58	\$ 89,671.60	\$ 91,484.56	\$ 468,559.40	\$ 81,663.21
	Ending Inventory	\$ 363,285.25	\$ 385,082.36	\$ 408,187.30	\$ 432,678.54	\$ 458,639.25	\$ 468,559.40	\$ 496,672.96
<b>Turlock</b>	Replacement Equipment Needed	\$ 49,431.85	\$ 55,790.17	\$ 57,372.55	\$ 58,460.45	\$ 59,644.56	\$ 24,821.81	\$ 318,425.59
	Ending Inventory	\$ 237,697.98	\$ 251,959.86	\$ 267,077.45	\$ 283,102.10	\$ 300,088.23	\$ 318,093.52	\$ 318,425.59
<b>Ventura</b>	Replacement Equipment Needed	\$ 81,599.04	\$ 91,760.23	\$ 94,329.26	\$ 96,115.07	\$ 98,062.48	\$ 40,827.97	\$ 523,377.82
	Ending Inventory	\$ 391,041.25	\$ 414,503.73	\$ 439,373.95	\$ 465,736.39	\$ 493,680.57	\$ 523,301.41	\$ 523,377.82

2010 ERF Projects  
Fiscal Year 2010 (1 July 2009 - 30 June, 2010)

	Action	Cost (Estimated)	Date	Priority	Status
Redwood acres	TVs removed along with decoders Control equipment remains				
	Install OTB in Bear River Casino	\$15,000	3/21/10	1	Pending
Turlock	Replace 6 - 42" TVs	\$6,337	12/2/09		Completed
Vallejo	Visit Pending; Big Screen TVs in the KIOSK area are 12 years old Need to be replaced	\$8,000			Pending
Lancaster	26 - 9" Phillips have button issues Replaced with 10" LCDs	\$5,500		1	Done
	Would like 7 additional Sec Cameras	\$3,000		2	Approved 50%
Perris	1. Install 9-42" LCDs in Bar; 3 - 53 " LCDs in Bar JR Soufettes (9) Installation	\$8,300 \$4,700 \$3,500 \$2,000		1	Done Done Done Done
	2. Move 2 - 35" LCDs to bar area	\$1,000		2	
	Install 4- 42 LCDs above tote stands	\$6,000		2	
	3. Install 8 - 15" LCDs in bar area	\$3,000		3	
	4. Install 12 - 10" LCDs in carolls	\$2,250		3	
	5. Repair TV mounts for Smoking Area.	\$250			
	6. Replace Modulators	\$14,000		3	Done
Nat'l Orange	1. 11 - 42" LCDs; 1 - 53"LCD in bar JR Soufettes- (11) Installation	\$10,000 \$3,600 \$2,000		1	Done
	2. Sports bar - same set up	\$15,600		2	Pending
	3. 4 - 53" LCDs in entrance way	\$9,000		2	Pending
	4. 14 - 15" LCDs in Clubhouse	\$4,500		2	Pending
	5. Move tote display - install cabinet with 8 tvs. Similar to Turlock	\$12,000		3	Pending
Due 10 swapout (Maint comp only)		\$90,639		0	
Santa Maria	Due 09 swapout (Maint comp only) Replaced Defective TVs only	\$36,000		0	
Santa Rosa	1. 11 - 42" LCDs; 1 - 53"LCD in bar JR Soufettes- (11) Installation	\$10,000 \$3,600 \$2,000		1	Pending
	2. Install 10" LCD Tvs in Clubhouse	\$3,000		1	Pending
Santa Barbara	All equipment removed 12/18/2009				

2010 ERF Projects  
Fiscal Year 2010 (1 July 2009 - 30 June, 2010)

<b>Indio</b>	<b>Due 09 Swapout (Maint Comp only)</b>	<b>\$37,000</b>	<b>0</b>	
	Replace 4 projectors - old NECs	\$6,000	1	Done
	Replace remaining 8 -32" with LCDs	\$9,600	1	Pending
	Replace 15 soufettes	\$6,000	1	Pending
<b>Fresno</b>	<b>Maintenance Only</b>			
<b>Alameda</b>	<b>Install 11 - 42" LCDs in Bar</b>	<b>\$13,500</b>	<b>12/8/09</b>	<b>Completed</b>
	Replace Modulators	\$14,000	1	
<b>Tulare</b>	<b>Pending replacement with Sports Bar</b>			
	Tvs for outside patio	\$8,000	1	Jun-10
			2	
<b>Monterrey</b>	<b>Audio Upgrade</b>	<b>\$1,200</b>	<b>1</b>	<b>Completed</b>
	Bar and Tvs for sports bar concept	\$12,000	2	Pending
	OTB in Salinas	\$15,000	1	Pending
<b>Victorville</b>	<b>Purchase 6 - 42" &amp; 2 52" LCDs</b>	<b>\$10,584</b>	<b>12/15/09</b>	<b>Done</b>
	Simo Fac moved		1/30/10	Done
<b>Ventura</b>	<b>Replaced tvs in clubhouse</b>	<b>\$3,500</b>		<b>Done</b>
<b>Anderson</b>	<b>Due 10 Swapout</b>	<b>\$16,306</b>		
	Visit April 18			
<b>Total</b>		<b>\$406,160</b>		

# California Authority of Racing Fairs

## Satellite Facility Screen Inventory

	Small TV's - 20" & under	TV's - 26"-35"	Big Screens - 40" & Up	Projectors
Anderson	1	35	8	0
Bakersfield	16	18	11	4
Cal Expo	289	70	14	15
Del Mar	575	321	63	14
Eureka	2	14	8	0
Fresno	66	19	15	6
Indio	65	43	28	3
Lancaster	209	58	14	6
Monterey	57	64	16	0
National Orange Show	222	205	4	12
Perris	197	12	0	14
Pleasanton	234	124	7	13
Santa Barbara	47	32	39	0
Santa Maria	7	61	18	0
Santa Rosa	62	73	16	7
Stockton	116	104	12	7
Tulare	2	25	12	0
Turlock	22	50	23	8
Vallejo	37	38	27	0
Ventura	144	441	0	14
Victorville	19	44	21	0
<b>Total Screens</b>	<b>2389</b>	<b>1851</b>	<b>356</b>	<b>123</b>
				<b>4719</b>

## ***J. ERF Annual Expenditure Analysis - 1998-2009***

This is a spreadsheet format that we have used to track annual ERF expenditures by location, showing site-by-site cumulative expenditures, with check-sum columns showing comparative expenditures, equipment inventory dollar value, and a comparative pro-rata inventory value.

Please look at the columns headed “*Totals*” and “*% of Total Exp*”: these columns show the actual expenditures that CARF has made from the Fund, shown by Fair location and by percentage of overall expenditures.

Now look at the column “*Equip Value*” and the column “*% Total*”: these columns show the dollar value of inventory at each location and the pro-rata percentage value of equipment at each location. Compare the actual expenditures (“*Totals*”) and the percentage of total expenditures that it represents (“*% of Total Exp*”) to the inventory value (“*Equip Value*”) and the pro-rata percentage of equipment value at each site (“*%Total*”).

This spreadsheet format helps us track balanced expenditures, both by relative size of expenditures and comparative parity by inventory value at each site.





California Authority of Racing Fairs  
LOU IV  
21490-0-0-A

Equipment Replacement Fund													
	2001	2002	2003	2004	2005	2006	2007	2008	2009	Totals	% of Total Exp	Equip Value 2005	%Total
Anderson	1,240.00	940.46	853.98	2,338.07	588.85		675.00	1,304.36	3,416.02	11,356.74	0.32%	79288	2.03%
Bakersfield			400.00			2,420.22		329.36		3,149.58	0.09%	58105	1.49%
Del Mar	28,161.98	10,358.03	143,943.98	31,190.36	47,698.74	2,069.12				263,422.21	7.35%	398252	10.20%
Eureka	36,429.81		3,855.36	970.00	6,876.35			18,133.74	2,437.50	68,702.76	1.92%	65235	1.67%
Fresno	11,618.72		5,562.21		16,196.67	5,023.90	8,643.04	17,501.42	16,416.47	80,962.43	2.26%	147010	3.76%
Indio	1,100.00	6,813.81	9,272.50	3,375.83	58,633.85	2,366.62	5,047.29	4,037.68	27,985.14	118,632.72	3.31%	152447	3.90%
Lancaster	4,358.35	19,310.56	1,589.00	20,855.22	21,146.37	20,910.57	18,442.52	1,813.83	5,996.52	114,422.94	3.19%	108642	2.78%
Lake Perris	28,892.17	31,060.74	54,005.13	23,329.06	20,312.16	34,934.80	23,258.53	16,985.30	26,112.45	258,890.34	7.22%	200402	5.13%
Monterey	65,941.34	44,803.56	20,121.49	9,885.88	20,719.17		1,988.78	329.36	3,418.04	167,207.62	4.66%	142581	3.65%
Pleasanton	94,385.66	118,803.42	37,936.71	2,605.98	32,782.67	7,851.35	15,799.12	15,359.08	22,860.34	348,384.33	9.72%	311581	7.98%
Sacramento	32,999.69	57,558.56	137,229.94	30,067.78	25,393.63	3,902.57				287,152.17	8.01%	317809	8.14%
San Bernardino (NOS)	35,183.77	93,573.89	25,773.36	13,204.66	110,728.89	5,152.18	13,154.70	31,673.64	30,895.22	359,340.31	10.02%	409033	10.47%
San Mateo								2,889.00		2,889.00	0.08%		
Santa Barbara (19th)	8,044.24	3,317.65	9,064.73	17,300.05	66,087.25	388.60	12,691.36	6,106.98	6,768.17	129,769.03	3.62%	131640	3.37%
Santa Maria (37th)	7,084.00	813.51	4,049.92	48,267.18	11,616.84	778.58	10,840.00		9,977.66	93,427.69	2.61%	136512	3.50%
Santa Rosa	10,718.39	13,430.29	54,058.32	34,627.55	100,911.64	10,285.78	29,553.51	12,717.34	4,910.38	271,213.20	7.56%	254340	6.51%
Stockton	1,990.11	47,912.45	90,813.48	5,618.22	11,325.57	6,782.12	9,830.17	4,354.89		178,627.01	4.98%	252146	6.46%
Tulare	3,514.52		33,199.88					8,431.09	1,853.74	46,999.23	1.31%	85006	2.18%
Turlock	8,517.46	5,008.26	87,321.21	84,158.47	8,527.85	4,287.96	18,748.54	5,505.65	12,095.21	234,170.61	6.53%	149013	3.82%
Vallejo	2,870.74	225.00	1,669.02	67,983.15	2,294.29	567.48	543.66	437.26	23,287.26	99,877.86	2.79%	154325	3.95%
Ventura	23,930.79	52,083.26	81,404.81	51,323.97	35,721.82	18,371.76	14,742.66	16,032.87	22,714.71	316,326.65	8.82%	242332	6.21%
Victorville	31,525.95	730.00	1,375.00	7,042.75	39,947.45	1,140.00	26,638.96	2,072.38	20,389.81	130,862.30	3.65%	109152	2.80%
Expenditures by location	438,507.69	506,743.45	803,500.03	454,144.18	637,510.06	127,233.61	210,597.84	166,015.23	241,534.64	3,585,786.73	100.00%	3904851	100.00%
Spare/Trans				52,604.43	(3,555.75)	13,036.87	17,565.70	2,499.38		82,150.63			
Humboldt					4,718.98					4,718.98			
Internet (Tachyon), My									67.09	50,044.35			
Local Hotspot,Ca										33,485.12			
Image,Washington										0.00			
Invent,Chrims			16,115.49	5,577.46	27,542.76	741.55							
Insurance Expense	16,322.54	11,579.30	5,583.28										
Maintenance Expense	0.00	0.00											
Miscellaneous Exp/Staff time	27,210.07	36,802.04	69,165.44	56,966.08	60,311.57	78,905.97	53,588.91	61,447.92	67,892.47	512,290.47			
Administration Fee	19,845.57	26,621.65	56,140.00	26,118.61	44,125.00	11,209.10	17,772.00	12,620.00	18,306.00	232,757.93			
Security/Storage		999.96	4,355.00	4,242.00	9,730.00	3,530.00	7,380.00	3,805.00	4,080.00	38,121.96			
Total Expenditures	501,885.87	582,746.40	954,859.24	599,652.76	780,382.62	234,657.10	306,904.45	246,387.53	331,880.20	4,539,356.17			



## ***K. Fair Satellite Network - Locations and Pari-Mutuel Distributions - 2007-2009***

This report describes the Fairs and details its contributions to the California racing industry. It is especially important to note the commissions that flow to Fairs which conduct satellite wagering; this is a measure of the importance of this activity as a source of revenue for Fairs.

In our estimation, there are a number of important **business** benefits provided to CARF member Fairs by the Equipment Replacement program. The ERF helps protect and preserve an important business activity and source of revenue at Fairs. Some of these benefits are listed below.

- This program has helped keep Fair satellite facilities operating and generating revenue for Fairs, **without any significant equipment failures for twenty years**. Every Fair has been equipped with sufficient redundancy to deal with intermittent failures. Proper maintenance and replacement of equipment, based on a schedule of its anticipated useful life-time, prevent significant failures. Business continues without interruption.
- Satellite wagering is one of the significant revenue generating business activities for Fairs. In 2009, satellite wagering generated \$8.78 million in commissions to participating Fairs.
- Fair satellite wagering facilities operate in an increasingly competitive environment. This program has helped keep Fair satellites state-of-the-art and competitive with tribal casinos and other competitors.
- The program has also provided first-class, specialized technical support that is not easy to find in local markets. This specialized, high-quality technical support has been provided at no cost to participating Fairs.
- Since 1998, because of the continuing allocation agreement that CARF negotiated with CDFA F&E, F&E funding through CARF has relieved Fairs of the financial burden of replacing this equipment from their own scarce funds. Since 1998, those equipment expenditures can be measured in the millions of dollars.



## *California Fairs' Satellite Network*



Artist Rendering of the Alameda County Fair Satellite Wagering Facility in Pleasanton, CA

- **Map of Satellite Network Locations**
- **Facility Descriptions**
- **Pari-Mutuel Handle and Distributions  
2007 - 2008 - 2009**




Presented by: Christopher Korby, Executive Director  
California Authority of Racing Fairs  
February 2010



# Fair Satellite Wagering Facilities



# California Fairs Satellite Network

Location	Fair/Regional Description	Table/ Carrel Seating	 Food Service					 Vehicle Parking	 Viewing Displays			
			Restaurant	Deli	Grill	Catering	Beverages & Full Bar		Television	Big Screen TV's	Jumbo Screen TV's	Carrel tabletop TV's
Anderson	Shasta District Fair	240		✓	✓	✓	✓	505	12	5		
Bakersfield	Kern County Fair	600		✓		✓	✓	Unlimited	26	12	2	
Del Mar	San Diego County Fair	3,500	✓	✓		✓	✓	12,000	425	40	4	
San Mateo	San Mateo County Fair	900		✓	✓	✓	✓	Unlimited	175	10	16	
Fresno	Big Fresno Fair	600		✓	✓	✓	✓	3,000	13	16	6	
Indio	Riverside County Fair	500		✓	✓	✓	✓	400	50	10		
Lancaster	Antelope Valley Fair	450		✓	✓	✓	✓	400	60		6	120
Monterey	Monterey California Fair	332		✓	✓	✓	✓	235	18	4		8
Perris	Southern California Fair	350		✓		✓	✓	250	65	6		54
Pleasanton	Alameda County Fair	800	✓	✓	✓	✓	✓	1,500	95		10	60
Pomona	Los Angeles County Fair	1,000	✓			✓	✓	45,000	65	8		147
Sacramento	Cal Expo & State Fair	950	✓	✓	✓	✓	✓	10,140	105		15	90
San Bernardino	National Orange Show	1,400	✓	✓		✓	✓	1,500	175		14	42
San Jose	Santa Clara County Fair	132		✓		✓	✓	475	20	10		
Santa Maria	Santa Barbara County Fair	250		✓	✓	✓	✓	565	42	14		
Santa Rosa	Sonoma County Fair	600	✓	✓	✓	✓	✓	1,000	90		8	20
Stockton	San Joaquin Fair	500		✓	✓	✓	✓	750	120	14	10	
Tulare	Tulare County Fair	300		✓	✓	✓	✓	1,000	14	6		
Turlock	Stanislaus County Fair	200		✓	✓	✓	✓	1,000	12	6	6	
Vallejo	Solano County Fair	250		✓	✓	✓	✓	250	40	16		
Ventura	Ventura County Fair	600		✓	✓	✓	✓	1,700	165		14	26
Victorville	San Bernardino County Fair	350		✓	✓	✓	✓	350	26	8		

PARI-MUTUEL DISTRIBUTIONS REPORT FOR

SATELLITE FACILITIES LOCATED AT CALIFORNIA FAIRS

2009

CHRRMS Detailed Distribution Report

Date Range: 01/01/2009 - 12/31/2009

Report By: Location

Race Type: All Races

Location Types: Fairs

Hosts: All Hosts

Breed: Thoroughbreds

Locations:

On/Off:

All Locations

Off Track

Tracks:

All Tracks

Location	Handle	License	CHRB Support Fee	F&E	City & County Tax	N/SCOTWinc Exp. Fund	UC Davis Equine Research	Satellite Location	Van/Stable Fund	Work Comp.	CMC Promotion	PFAB509	Track Commission	Purses	Owners	Breeders/ Sires	To Out of State Tracks	Total Distributions	Attendance
Anderson	2,099,707	0	4,166	1,808	6,838	75,236	2,100	41,441	24,774	3,533	8,295	0	101,095	100,557	1,446	10,946	29,568	411,802	7,584
Bakersfield	6,674,603	0	12,425	5,252	21,769	239,927	6,675	131,933	76,588	13,582	26,474	1,715	327,161	325,764	4,469	34,678	82,228	1,310,641	33,064
Eureka	1,442,242	0	1,460	1,038	4,707	51,247	1,442	28,524	17,112	2,058	5,705	0	63,523	63,565	998	7,490	22,353	271,223	2,724
Ferridale	172,728	0	398	381	570	10,364	173	3,455	2,071	387	691	0	6,903	6,783	121	844	1,460	34,601	
Fresno	6,638,013	0	11,894	5,420	21,623	235,595	6,638	131,409	76,546	12,629	26,284	1,271	318,506	316,780	4,467	34,503	95,895	1,299,090	28,267
Fresno Club One	2,929,022	0	6,318	2,692	9,585	105,171	2,929	58,088	33,799	5,874	11,636	971	144,555	143,939	1,972	15,295	39,103	581,927	5,723
Lake Perris	13,502,685	0	49,965	11,994	44,305	364,193	13,503	268,518	163,766	30,800	53,894	1,916	668,586	660,928	9,171	73,772	134,133	2,549,445	65,786
Lancaster	13,230,943	0	48,411	11,970	43,425	358,312	13,231	263,181	159,697	28,102	52,796	3,189	673,898	666,673	8,943	72,164	151,670	2,555,662	63,719
Monterey	6,455,496	0	11,825	4,146	21,056	226,746	6,456	127,611	74,015	11,304	25,569	2,453	323,494	321,802	4,319	33,980	102,167	1,296,541	27,486
Pleasanton	35,393,360	0	71,261	31,549	115,988	1,273,014	35,394	702,957	412,095	66,013	140,771	8,172	1,697,129	1,691,097	24,049	185,105	459,182	6,913,775	117,055
Pomona	47,180,771	0	195,825	39,275	155,012	1,210,381	47,181	939,467	573,077	105,411	188,168	11,601	2,426,358	2,399,074	32,092	259,598	489,973	9,072,494	165,023
Sacramento	24,479,836	0	46,900	21,043	79,984	885,604	24,480	484,752	280,263	46,032	97,776	684	1,093,812	1,090,318	16,355	127,825	339,679	4,635,509	97,970
San Bernardino	26,306,624	0	95,667	24,355	66,367	715,518	26,307	523,437	318,068	60,824	105,074	4,542	1,328,615	1,314,121	17,812	143,564	279,318	5,043,590	136,508
San Jose	30,113,338	0	59,767	26,498	98,849	1,105,664	30,114	599,082	347,779	59,062	119,970	11,521	1,487,915	1,482,022	20,292	157,056	400,947	6,006,538	125,769
San Mateo County	71,996,382	0	149,569	67,578	236,545	2,653,283	71,997	1,433,608	841,091	137,324	286,803	20,999	3,507,760	3,495,884	49,076	376,432	926,899	14,254,847	207,626
Santa Barbara	5,092,580	0	17,554	4,732	16,632	134,917	5,093	100,799	62,735	10,343	20,181	0	256,950	253,564	3,513	27,732	73,443	988,188	16,497
Santa Maria	5,251,315	0	19,522	4,757	17,185	137,163	5,252	104,151	64,996	10,887	20,830	105	263,924	260,340	3,640	28,737	61,943	1,003,431	15,045
Santa Rosa	10,420,797	0	20,312	9,096	33,915	362,121	10,421	205,542	120,371	19,756	41,145	2,676	499,183	498,096	7,025	54,251	142,701	2,026,611	54,299
Shallimar (Indio)	6,325,869	0	19,589	4,755	20,685	166,518	6,326	125,359	77,759	14,832	25,117	44	323,961	319,864	4,354	34,422	73,796	1,217,380	26,981
Stockton	16,398,362	0	34,707	16,435	53,752	596,577	16,399	325,769	189,797	32,687	65,282	4,639	800,814	798,022	11,075	85,675	211,377	3,243,007	75,479
Surfside Race Place	52,086,933	0	145,702	30,495	170,500	1,383,415	52,087	1,033,330	636,458	110,638	206,764	9,131	2,440,663	2,408,135	35,642	282,289	615,299	9,560,558	167,273
Tulare	3,317,738	0	6,673	3,065	10,838	119,669	3,318	65,684	39,232	5,372	13,143	108	151,680	150,885	2,289	17,337	45,549	634,844	13,927
Turlock	8,098,763	0	17,090	7,611	26,502	296,919	8,099	160,619	95,857	13,146	32,138	324	394,061	392,000	5,593	42,343	122,094	1,614,394	28,129
Vallejo	14,124,551	0	28,775	13,779	46,345	526,094	14,125	280,881	162,967	28,830	56,217	6,447	697,972	695,071	9,509	73,492	183,364	2,823,868	60,269
Ventura	24,844,298	0	95,667	21,542	81,551	661,038	24,845	494,248	303,847	51,243	99,022	3,359	1,267,564	1,252,365	17,016	136,106	305,150	4,814,563	77,759
Victorville	7,248,843	0	27,284	6,899	23,793	199,498	7,249	144,201	86,774	16,608	28,897	2,899	368,356	364,652	4,859	39,420	77,835	1,399,204	47,111
(Total: 27 records)	441,825,799	0	1,198,698	378,165	1,448,319	14,094,184	441,837	8,777,686	5,241,546	897,276	1,758,641	98,766	21,634,439	21,472,301	300,097	2,354,655	5,467,125	85,563,734	1,667,073

\$14.1 Million  
NCOTWinc. & SCOTWinc.  
Expense Fund

\$21.6 Million  
Track Commissions

\$21.4 Million  
to Purses

\$2.4 Million  
Breeders & Sires Programs

\$85.6 Million  
in Total Industry  
Distributions

In 2009, 1,667,073 patrons visited Fair Satellite Wagering Facilities and bet \$441.8 million, contributing \$85.6 million to the CA racing industry.



# PARI-MUTUEL DISTRIBUTIONS REPORT FOR SATELLITE FACILITIES LOCATED AT CALIFORNIA FAIRS 2008

## CHRIMS Detailed Distribution Report

Date Range: 01/01/2008 - 12/31/2008  
Report By: Location

Race Type: All Races  
Location Types: Fairs

Hosts: All Hosts  
Breeds: Thoroughbreds

Locations: All Locations  
On/Off: Off Track

Tracks: All Tracks

Location	Handle	License	City & County Tax	N/SCOTWinc Exp. Fund	UC Davis Equine Research	Satellite Location	Van/Stable Fund	Work Comp	CMC Promotion	Track Commission	Purses	Owners	Breeders/ Sires	To Out of State Tracks	Total Distributions	Attendance
Anderson	2,378,571	28,930	7,740	77,237	2,379	46,912	26,936	4,534	9,387	115,728	115,237	1,639	12,328	30,968	479,956	8,189
Bakersfield	7,279,476	87,555	23,771	243,636	7,280	144,066	80,477	14,998	29,025	357,264	356,099	4,894	37,756	84,119	1,470,940	32,761
Eureka	1,878,261	23,313	6,140	57,213	1,879	37,214	21,420	2,993	7,443	88,175	88,207	1,302	9,852	28,061	373,212	3,887
Ferrdale	192,524	1,531	635	11,551	193	3,850	2,212	446	770	7,439	7,306	135	924	1,453	38,447	
Fresno	8,961,003	106,501	29,233	294,494	8,961	177,168	100,146	18,116	35,589	432,548	430,451	6,092	46,385	115,028	1,800,713	31,950
Fresno Club One	2,696,150	32,189	8,855	91,234	2,697	53,669	30,008	5,920	10,811	133,158	132,816	1,824	14,053	30,849	548,081	5,493
Lake Perris	17,566,696	357,452	57,671	473,013	17,567	349,520	176,784	41,970	70,256	852,053	841,849	11,987	93,751	153,945	3,497,818	75,215
Lancaster	14,965,410	301,072	49,123	404,961	14,966	297,714	149,945	32,765	59,903	734,253	725,909	10,168	79,821	153,033	3,013,634	75,343
Monterey	10,118,537	118,687	33,130	368,091	10,119	200,787	113,059	17,991	40,372	478,663	475,632	6,877	52,131	150,050	2,065,590	30,417
Pleasanton	40,025,036	488,559	131,280	1,281,634	40,025	795,636	449,601	82,211	159,845	1,970,419	1,968,418	27,345	209,536	456,075	8,065,328	129,350
Pomona	47,778,698	973,174	157,037	1,221,634	47,779	951,738	481,214	111,757	191,261	2,387,339	2,359,255	32,672	256,421	458,799	9,630,080	151,415
Sacramento	28,538,753	343,489	93,336	940,830	28,539	565,673	314,596	57,649	114,084	1,286,742	1,285,158	19,133	148,495	353,659	5,551,384	110,890
San Bernardino	32,262,038	647,499	105,956	875,246	32,262	642,160	323,886	75,860	129,185	1,585,213	1,567,057	21,948	172,140	314,837	6,493,248	142,907
San Jose	37,217,103	446,124	122,282	1,281,388	37,217	741,104	416,150	73,854	149,118	1,812,915	1,808,126	25,311	193,758	465,383	7,572,730	124,951
San Mateo	27,204,748	319,458	89,107	889,462	27,205	540,043	305,523	55,321	108,506	1,346,232	1,342,846	18,553	141,576	313,078	5,496,911	89,266
Santa Barbara	6,718,134	135,933	21,986	178,131	6,718	133,246	68,161	14,704	26,711	326,981	322,691	4,621	35,778	78,875	1,354,534	22,386
Santa Maria	6,079,864	124,038	19,930	161,927	6,080	120,790	61,843	12,564	24,212	290,456	286,561	4,190	32,426	63,195	1,208,213	20,342
Santa Rosa	12,454,092	151,965	40,645	397,094	12,454	246,334	139,133	25,449	49,496	607,660	606,926	8,462	64,882	150,399	2,500,898	63,165
Shalimar (Indio)	7,239,549	148,349	23,712	190,146	7,240	143,706	74,019	18,485	28,793	361,790	357,080	4,993	38,621	68,965	1,465,899	28,625
Stockton	20,194,698	246,032	66,240	660,474	20,195	401,456	225,927	41,174	80,733	991,421	990,075	13,742	105,531	239,948	4,082,948	85,941
Surfside Race Place	64,078,779	1,292,925	209,956	1,695,745	64,079	1,272,459	647,542	146,130	255,144	3,062,067	3,021,268	44,080	341,761	663,916	12,717,072	196,795
Tulare	3,614,488	44,078	11,805	119,916	3,615	71,542	40,956	6,262	14,327	168,186	167,407	2,491	18,768	46,653	716,004	17,562
Turlock	9,299,765	112,868	30,459	306,790	9,300	184,602	105,722	16,838	36,964	460,337	458,310	6,431	48,476	127,097	1,904,193	32,840
Vallejo	15,856,784	191,530	52,048	522,889	15,857	315,440	176,967	33,933	63,485	796,592	793,944	10,763	82,847	191,901	3,248,196	68,256
Ventura	29,437,699	589,470	96,660	785,231	29,438	585,817	298,355	65,056	117,560	1,459,766	1,441,547	20,226	157,263	320,619	5,967,007	84,903
Victorville	8,271,938	164,917	27,148	225,815	8,272	164,533	82,496	19,590	33,149	408,308	403,956	5,589	44,078	80,704	1,668,556	50,320
(Total: 26 records)	462,308,792	7,477,639	1,515,887	13,760,527	462,318	9,187,179	4,913,077	996,569	1,846,129	22,521,705	22,354,130	315,467	2,439,358	5,141,607	92,931,590	1,685,407

**\$13.7 Million**  
NCOTWinc. & SCOTWinc.  
Expense Fund

**\$22.5 Million**  
Track Commissions

**\$22.4 Million**  
to Purses

**\$2.4 Million**  
Breeders & Sires  
Programs

**\$92.9 Million**  
in Total Industry  
Distributions

In 2008, 1,685,407 patrons visited Fair Satellite Wagering Facilities and bet \$462.3 million, contributing \$92.9 million to the CA racing industry.

# **PARI-MUTUEL DISTRIBUTIONS REPORT FOR SATELLITE FACILITIES LOCATED AT CALIFORNIA FAIRS 2007**

## **CHRIMS Detailed Distribution Report**

Date Range: Report By:	01/01/2007 - 12/31/2007		Race Type:		All Races		Hosts:		All Locations		Tracks:					
	Location		Location Types:		Fairs		Breeds:		Off Track		All Tracks					
Location	Handle	License	City & County Tax	NSCOTWinc Exp. Fund	UC Davis Equine Research	Satellite Location	Van/Stable Fund	Work Comp	CMC Promotion	Track Commission	Purses	Owners	Breeders/ Sires	To Out of State Tracks	Total Distributions	Attendance
Anderson	2,750,947	33,367	8,925	86,007	2,751	54,089	31,044	5,432	10,823	137,686	137,043	1,889	14,268	37,026	560,350	8,314
Bakersfield	8,115,501	96,943	26,490	262,463	8,116	160,545	90,102	17,478	32,301	404,587	403,115	5,485	42,222	91,909	1,641,756	35,953
Eureka	1,912,128	23,464	6,214	54,700	1,912	37,660	21,644	3,622	7,533	94,600	93,998	1,317	10,016	28,912	385,591	4,296
Femdale	189,898	1,473	627	11,394	190	3,798	2,183	477	760	7,352	7,221	133	912	1,235	37,753	
Fresno	9,396,103	110,259	30,561	294,590	9,397	185,219	104,735	19,048	37,197	460,730	458,608	6,376	48,689	120,796	1,886,205	34,259
Fresno Club One	4,243,999	51,297	13,921	137,311	4,244	84,371	47,595	8,914	16,954	210,377	210,377	2,897	22,204	50,917	862,251	6,151
Lake Perris	20,259,128	411,188	66,260	544,813	20,260	401,577	208,504	46,521	80,724	971,238	959,537	13,769	107,691	193,628	4,025,711	84,566
Lancaster	17,813,777	358,938	58,332	477,872	17,814	353,530	183,353	39,132	71,085	865,841	855,653	12,108	94,837	186,874	3,575,369	84,322
Monterey	11,426,532	136,454	37,351	383,005	11,427	226,366	127,433	19,873	45,510	537,475	534,484	7,757	59,340	166,601	2,293,076	32,408
Pleasanton	45,986,863	555,862	150,344	1,441,641	45,987	911,174	514,856	93,935	183,023	2,284,569	2,261,695	31,339	240,483	533,480	9,228,390	140,711
Pomona	58,957,780	1,205,037	193,286	1,499,580	58,958	1,171,429	610,169	137,098	235,294	2,913,085	2,877,855	40,294	315,681	582,053	11,839,820	171,176
Sacramento	35,104,301	420,425	114,630	1,165,178	35,105	694,725	387,202	69,641	140,011	1,685,499	1,683,687	23,569	182,255	434,082	7,036,009	125,792
San Bernardino	36,067,703	725,335	118,105	973,246	36,069	715,790	370,843	84,051	143,963	1,757,708	1,737,264	24,490	191,918	361,742	7,240,524	157,752
San Jose	40,281,500	478,739	132,112	1,304,829	40,282	800,677	450,233	78,467	161,019	1,977,486	1,972,195	27,405	210,697	515,487	8,149,628	123,033
Santa Barbara	9,078,634	182,417	29,688	241,760	9,079	179,924	94,402	19,285	36,075	438,374	432,616	6,234	48,290	110,421	1,828,566	24,381
Santa Maria	6,896,280	140,752	22,511	182,327	6,897	136,432	71,483	14,176	27,364	326,697	322,390	4,721	36,635	74,716	1,367,099	22,826
Santa Rosa	14,772,858	178,976	48,077	443,228	14,774	291,375	164,411	31,350	58,547	734,518	733,633	10,008	77,175	179,845	2,965,917	65,460
Shalimar (Indio)	9,470,832	192,624	30,853	247,260	9,471	186,990	98,236	24,202	37,480	474,710	468,657	6,487	50,256	98,891	1,926,117	33,799
Stockton	21,543,607	280,535	70,500	673,007	21,544	427,275	240,130	45,271	85,938	1,080,241	1,078,732	14,617	112,818	252,538	4,363,144	92,298
Surfside Race Place	71,343,324	1,444,245	232,179	1,883,133	71,344	1,407,147	738,292	163,599	282,136	3,371,519	3,326,319	48,755	377,801	781,019	14,127,487	228,136
Tulare	4,268,785	51,459	13,924	138,255	4,269	84,389	48,262	7,828	16,900	200,523	199,608	2,938	22,189	55,848	846,392	19,995
Turlock	9,831,525	118,310	32,160	309,961	9,832	194,910	111,557	17,774	39,027	491,106	488,720	6,790	51,423	137,189	2,008,759	35,236
Vallejo	17,493,465	210,216	57,308	560,003	17,494	347,320	194,794	38,704	69,892	884,616	881,735	11,857	91,490	211,173	3,576,601	77,277
Ventura	33,830,173	675,438	110,571	903,719	33,831	670,130	350,353	77,645	134,480	1,672,093	1,651,252	23,137	179,803	374,069	6,856,521	94,842
Victorville	10,669,615	214,435	34,955	290,212	10,670	211,845	109,447	24,249	42,636	517,262	511,394	7,228	56,763	106,215	2,137,310	55,954
(Total: 25 records)	501,705,256	8,278,187	1,639,885	14,509,495	501,719	9,938,685	5,371,264	1,087,771	1,996,675	24,480,763	24,287,787	341,599	2,645,855	5,686,664	100,766,348	1,758,937

**\$14.5 Million**  
 NCOTWinc. & SCOTWinc.  
 Expense Fund

**\$24.5 Million**  
 Track Commissions

**\$24.3 Million**  
 to Purses

**\$2.6 Million**  
 Breeders & Sires  
 Programs

**\$100.8 Million**  
 in Total Industry  
 Distributions

In 2007, 1,758,937 patrons visited Fair Satellite Wagering Facilities and bet \$501.7 million, contributing \$100.8 million to the CA racing industry.

# CALIFORNIA AUTHORITY OF RACING FAIRS

MANAGEMENT SERVICES  
PARI-MUTUEL DISTRIBUTIONS  
PROJECT FUNDING

## TEN-YEAR REPORT 2000-2009 SATELLITE WAGERING AT FAIRS



NOVEMBER 2010  
PREPARED BY CALIFORNIA AUTHORITY OF RACING FAIRS  
CHRISTOPHER KORBY, EXECUTIVE DIRECTOR









*a California joint powers agency*

1776 Tribute Road, Suite 150  
Sacramento, CA 95815  
Office: 916.927.7223 Fax: 916.263.3341  
[www.calfairs.com](http://www.calfairs.com)

## **Introduction**

The California Authority of Racing Fairs is pleased to issue this ten-year retrospective Report summarizing the services, programs and funding provided in support of the California Fairs' satellite network. The Report also details pari-mutuel commission revenues generated for member Fairs from the satellite network, a revenue source directly supported by CARF services, programs and funding. Programs, funding and revenues generated are shown Fair-by-Fair and year-by-year for the ten-year period 2000-2009; cumulative figures are also shown for that same time period.

CARF was actively engaged in the initial implementation of satellite wagering at California Fairs, beginning in the late 1980's. In the earliest phase of implementation, we converted Grandstands and exhibit buildings into satellite facilities. This created a revenue stream that helped fund the next phase of implementation: construction of purpose-built satellite facilities built from the ground up. CARF worked with CDFA F&E in the initial phase, adding CCA to the partnership in the early 1990's. In all, we created satellite facilities at twenty-three California Fairs; we actually built two at some Fairs as the initial building conversion was replaced by a purpose-built satellite facility. Since its inception, the Fairs' satellite network has generated hundreds of millions of dollars in revenues to both the racing industry and the Fair industry.

After the initial implementation phase, CARF created programs and secured funding to provide continuing maintenance, support and improvements to the Fair satellite network. The CARF Equipment Replacement Fund (ERF) was an early manifestation of this type of program. The Fund provided a structured mechanism for maintenance, repair and replacement of technical systems required to maintain reliable, state-of-the-art facilities in the network. At first, the Fund was operated by CARF as a classic sinking fund, funded through voluntary assessments to member Fairs. When CARF was able to secure funding through an agreement with F&E, member Fairs were able to re-direct the ERF assessments to other satellite facility improvements.

Other CARF programs and funding have demonstrated on-going support for the Fairs' satellite network, which is in turn a very important source of revenue for California Fairs. Technical innovations, such as the InfoText system, enhanced the volume, presentation and quality of information available to our patrons. The CARF Facility Improvements Program has directed significant funding and delivered projects that have helped keep our satellite facilities reliably functional and attractive to fans.

CARF also plays an important role as advocate and representative organization with regulators, the racing industry and the California legislature. We work hard to keep a cooperative spirit with the industry in every forum while keeping the interest of our member Fairs paramount.

The satellite network built and operated by California Fairs is one of the largest pari-mutuel operations in the country. It has generated hundreds of millions of dollars to the racing industry and to the California Fair industry. Fairs can justifiably be proud of this accomplishment.

We hope that you will find this Report useful and informative.

Best regards,

Christopher Korby  
Executive Director

# TABLE OF CONTENTS

## I. SATELLITE WAGERING AT FAIRS BACKGROUND

- i. Timeline of Fair SWF Openings
- ii. Organizations Related to Horse Racing and Satellite Wagering
- iii. Duties & Responsibilities of Simulcast Organizations
- iv. Duties & Responsibilities of Satellite Facility
- v. Pari-Mutuel Distributions

## II. 2009 DISTRIBUTIONS FOR SATELLITE FACILITIES LOCATED AT FAIRGROUNDS

## III. COMMISSIONS & PROJECT FUNDING PAID THROUGH CARF TO FAIR SATELLITE WAGERING FACILITIES

- |                  |                  |
|------------------|------------------|
| - Anderson       | - San Mateo      |
| - Bakersfield    | - Santa Barbara  |
| - Del Mar        | - Santa Maria    |
| - Eureka         | - Santa Rosa     |
| - Fresno         | - Shalimar/Indio |
| - Lake Perris    | - Stockton       |
| - Lancaster      | - Tulare         |
| - Monterey       | - Turlock        |
| - Pleasanton     | - Vallejo        |
| - Sacramento     | - Ventura        |
| - San Bernardino | - Victorville    |

## IV. APPENDIX - California Fair Satellite Network Distributions



# SATELLITE WAGERING AT CALIFORNIA FAIRS

## BACKGROUND

The history of horseracing in California reflects a long-standing association with Fairs. Early, organized racing began in Stockton and Sacramento in the late 1840's during the days of the Gold Rush. The racetrack in Pleasanton has operated continuously since 1856, at first in private hands, later as a Fair. The breeding and training of fine racehorses are aspects of the agricultural economy. Just as cattle are bred for meat and milk production, or sheep for wool production, racehorses are bred and trained for speed and stamina. It's natural that racing competition, along with other livestock competition, would be conducted at the local or regional agricultural expositions.


Horseracing Law, in its opening chapter, Business and Professions Code, Article 1, Section 19401, states the legislative intent that parimutuel wagering on horse racing should support Fairs.

19401. The intent of this chapter is to allow parimutuel wagering on horse races, while:
- (a) Assuring protection of the public.
  - (b) Encouraging agriculture and the breeding of horses in this state.
  - (c) Providing for maximum expansion of horse racing opportunities in the public interest.
  - (d) Providing uniformity of regulation for each type of horse racing.

The marriage of Fairs and horseracing has deep roots in California political history. Modern parimutuel wagering began in 1933 with the direct intention of generating revenue for the State, for Fairs (through Fairs & Expositions fund) and for the continued support of horseracing. In 1987, legislation carried by Senator Ken Maddy, SB14, expanded parimutuel wagering in California by creating a statewide satellite wagering network. Under the provisions of SB14 and subsequent legislation, Fairs and existing racetracks are the venues for off-track wagering. More recently, federal courts

have ruled that certain Native American tribes may operate Satellite Wagering Facilities. Twenty-three Fairs and five racetracks are currently licensed to conduct satellite wagering.

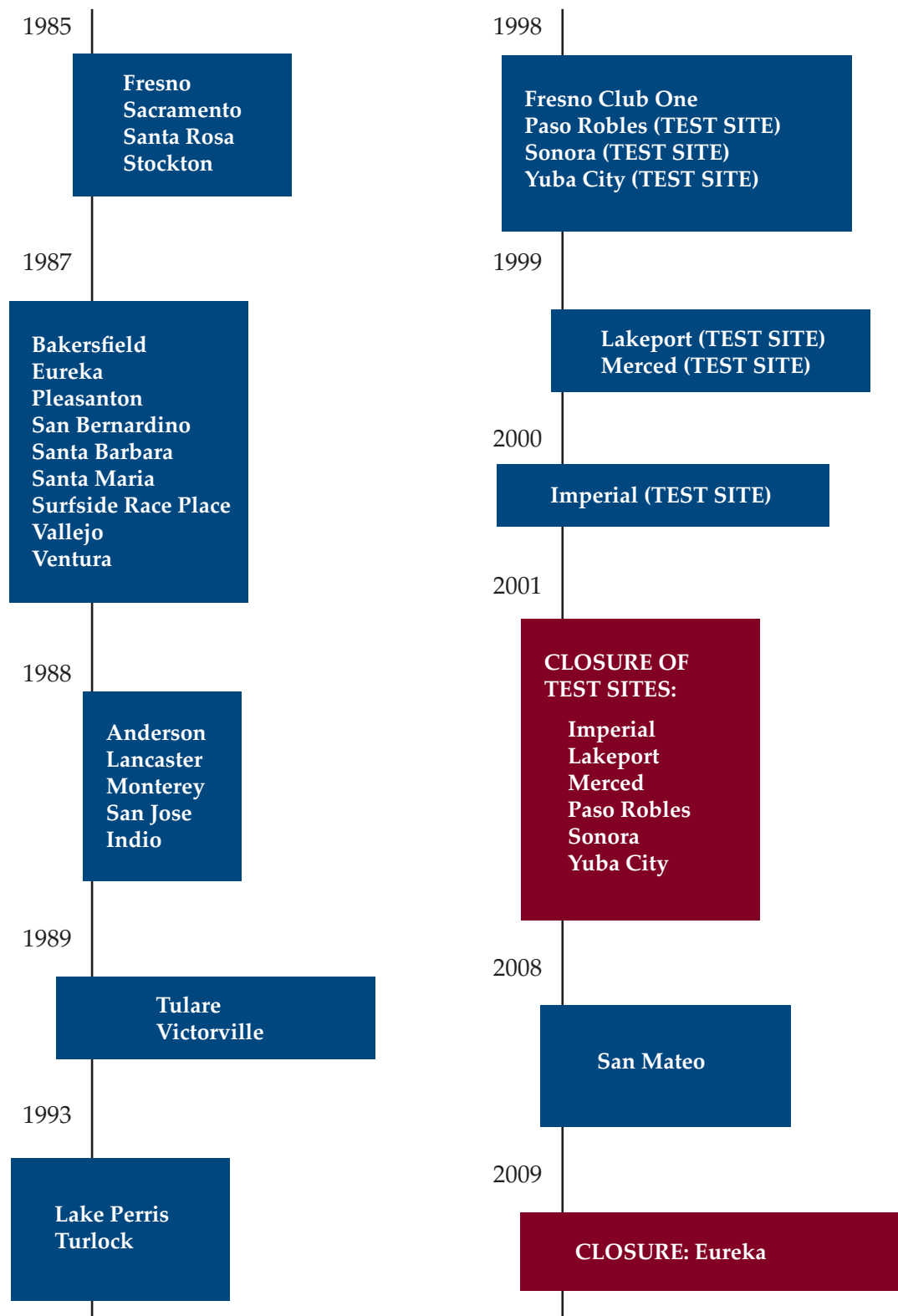
As a consequence of this expansion, the revenue to Fairs from horseracing has increased significantly. Fairs have benefited in two ways from these developments: 1) Fairs that conduct satellite wagering benefit directly from the conducting parimutuel wagering themselves at their Fairs; 2) Fairs which conduct live racing benefit from this exciting traditional event at their Fairs and from the revenues which it generates.



Steward's Stand at the California State Fair, 1891.

# TIMELINE OF FAIR SATELLITE NETWORK OPENINGS

## 1985-2009





# ORGANIZATIONS RELATED TO HORSE RACING AND SATELLITE WAGERING



## CALIFORNIA AUTHORITY OF RACING FAIRS (CARF)

CARF represents its member Fairs in matters that relate to horse racing and satellite wagering. CARF's seven-member Board of Directors is elected by its membership from amongst member Fairs. On behalf of those Fairs that conduct live racing, CARF negotiates joint contracts, manages contractors and vendors, prepares and submits license applications, and manages Host Track simulcast operations. On behalf of its member Fairs conducting satellite wagering, CARF prepares license applications and provides administrative, procedural, and technical support. Contracts between Fairs and simulcast organizations relating to satellite wagering are negotiated by and through CARF. CARF formulates and represents advocacy positions on legislative matters on behalf of member Fairs.



## CALIFORNIA HORSE RACING BOARD (CHRB)

The CHRB has regulatory oversight of horse racing in California. Its seven commissioners are appointed by the Governor. The Board hires an Executive Director who administers Staff regulatory functions, including licensing, audits, and investigations. Racing associations, satellite wagering facilities, and personnel must be licensed by the CHRB.

## RACING ASSOCIATIONS

Racing associations, with the exception of the Racing Fairs, are private organizations, operated for profit, licensed by the state to conduct horse racing. They may be constituted as partnerships, corporations, or real-estate investment trusts. Private racing associations in California, with the exception of Del Mar and Oak Tree, own the venues at which they operate. Racing Fairs, which are publicly-owned racing associations, conduct horse racing to generate revenues which support general Fair activities. Every racing association is allowed, and those above a certain size are required, to simulcast their races.

## HORSEMEN'S ORGANIZATIONS

The horsemen are the owners and trainers of the horses that compete at racing meetings conducted by the racing associations. Horsemen share equally with racing associations in the division of simulcast revenue and expenses. Revenue to horsemen is distributed in the form of purses to winning horses. Each horse racing breed (Thoroughbred, Quarter Horse, Standardbred, Appaloosa, etc.) has a recognized association authorized to negotiate and contract on behalf of its members. Thoroughbred owners are represented by the Thoroughbred Owners of California (TOC); Thoroughbred trainers are represented by California Thoroughbred Trainers (CTT); Standardbred (harness) horsemen by the California Harness Association (CHA); quarter horses by Pacific Coast Quarter Horsemen's Association (PCQHA); Arabians by ARAC; Appaloosas by Cal Western Appaloosa Racing Association; mules by American Mule Racing Association (AMRA).

## SIMULCAST ORGANIZATIONS:

### NCOTWInc. and SCOTWInc.

The original enabling legislation for simulcasting, SB14, provided that the racing associations, the Fairs and the horsemen may form an organization to oversee and administer simulcast activities. Two such organizations have been formed: Northern California Off-Track Wagering Inc. (NCOTWInc.) and Southern California Off-Track Wagering Inc. (SCOTWInc.). See further description below. They are responsible for totalisator (specialized computer wagering system) services, satellite transmission, pari-mutuel clerks, banking, and accounting. Statute requires that satellite wagering Fairs have a contract, approved by the CHRB, with the appropriate regional simulcast operator.

### NCOTWInc.

Northern California Off-Track Wagering Inc., oversees the administration of simulcast operations in Northern California. Its members are California Authority of Racing Fairs (CARF), horsemen (TOC), and Golden Gate Fields. NCOTWInc sets policy, manages contracts for conduct of pari-mutuel wagering and employs pari-mutuel personnel at off-track simulcast facilities.

### SCOTWInc.

SCOTWInc. is the simulcast organization set up under provisions of SB14 in Southern California. Its members are racing associations, a racing Fair, satellite Fairs, and each horsemen's association. SCOTWInc. is a limited partnership with a corporation as the general partner. SCOTWInc. administers simulcast operations through its own staff and contracted services. Contracts covering satellite wagering Fairs are made directly with SCOTWInc.

# DUTIES AND RESPONSIBILITIES OF SIMULCAST ORGANIZATIONS

Satellite wagering operations fall into two categories:

- 1) Operations provided and paid for by the simulcast organization
- 2) Operations provided and paid for by the Satellite Facility.

Duties and responsibilities of the simulcast organization are described below.

## DUTIES AND RESPONSIBILITIES OF THE SIMULCAST ORGANIZATIONS

The simulcast organization provides and pays for audiovisual signal transmission and all pari-mutuel costs, including pari-mutuel employees on-site at satellite facilities. To cover these costs, it receives a percentage of the off-track handle.

## PARI-MUTUEL PERSONNEL AND OPERATIONS

Pari-mutuel personnel handle operations directly related to processing wagers. These operations include provision of clerks to operate wagering terminals, money room and supervisory staff, and administrative support at the Host Track. The Host Track Mutuels Manager assigns the clerks and supervisor at each site. The local supervisor is also the Money Room attendant and has responsibility for the cash bank on-site. All pari-mutuel clerks in California are union members and belong to the Pari-mutuel Clerks Guild Local 280 SEIU. The simulcast organization is also responsible for banking, armored service, currency counting machines, payroll, and audit.

## TOTALISATOR

The Totalisator is a computerized data processing operation that tabulates wagering pools, issues bet tickets, and calculates payoffs. The system extends from cash register-like terminals at each wagering location, through a high-speed data communications system to a central data processing hub. All wagers are processed identically; a wager at any satellite location is tabulated into the same pools as wagers at the Host Track. Totalisator services include technical operations and maintenance personnel.

## DATA PROCESSING HUB

The wagering data processed by the totalisator computers is transmitted back and forth between the hub and satellite sites via specially dedicated telephone data lines. These special high-speed circuits run directly from each site to the central computer. The system must operate fast enough so that entry of a wager at the satellite site, relay of that wager to the central computer, tabulation, and issuance of the bet ticket hundreds of miles away takes less than one second.

## SATELLITE UPLINK; ENCRYPTION; SATELLITE TRANSPONDER

Four primary elements constitute the audiovisual transmission system. These are 1) satellite uplink, 2) encryption (scrambling), 3) satellite transponder, and 4) satellite downlink and closed circuit television system. The satellite downlink and closed circuit television system are the responsibility of the Fair and will be discussed below. The other three elements are the responsibility of the simulcast organization. Here is a brief description of these services.

The **satellite uplink** is an earth transmitting station that beams a television signal from the Racetrack to a telecommunications satellite in orbit over the equator. The uplink sends a signal supplied by a television production facility at the track.

**Encryption** is the technical term for electronically scrambling a communications signal. The audiovisual television signal is scrambled to prevent recognizable reception by unauthorized users. A special code that authorizes decoders to reconstitute the signal into recognizable form is carried directly on the scrambled signal. Unlike most residential scrambling systems, this system can turn decoders on and off immediately.

The telecommunications **satellite** parked over the equator functions as a distant relay station. Signals beamed to it are amplified and retransmitted back to a wide coverage area on earth. Users rent or lease time on these satellites as needed. As satellite distribution of live racing has expanded, the horse racing industry has become a major purchaser of satellite time.



Artists rendering of the Alameda County Fair  
Satellite Wagering Facility

# DUTIES AND RESPONSIBILITIES OF THE SATELLITE FACILITY

## DUTIES AND RESPONSIBILITIES OF THE SATELLITE FACILITY

Satellite wagering is probably one of the Fair's most profitable interim events. The Fair must take care that planning for its implementation includes an assessment of its impact on all other Fair activities. The receiving site (Fair or Racetrack) provides and pays for audiovisual receiving equipment, physical facilities, and all non-parimutuel personnel. The Fair Satellite Facility pays the cost of these operating expenses from its commission on pari-mutuel handle and from revenue generated by admissions, parking, concessions, and other miscellaneous sources. Careful planning with CARF and F&E must precede implementation. A more detailed description of these responsibilities follows.

## PHYSICAL FACILITIES; PERSONNEL

After a Fair satellite opens, the Fair is responsible for providing and maintaining the physical facilities for satellite wagering operations. This includes buildings, utilities, parking, safe ingress and egress, outdoor lighting, signage, and fencing. It is important that the Fair maintain a good facility. The Fair may charge for parking and for admission; typical prices are \$1 or \$2 for parking, and \$2 or \$3 for admission, perhaps with a higher admission for upgrade to an area of finer amenities. Important considerations in facility operations include ease of access, good HVAC and proper lighting. Outdoor lighting in the parking lot and over walkways to the Satellite Facility is important for night operation. Organization of outdoor operations, such as parking and admissions money collection, must include provisions for year-round weather conditions, crowd control, and security. Provisions must be made for two money counting rooms: one, controlled by the Fair, for cash receipts from parking, admissions, program sales, and miscellaneous sales; the other, controlled by the pari-mutuel department, for cash necessary to conduct wagering operations. The level of security for the Fair operations Money Room determined in cooperation with NCOTWInc./SCOTWInc. The pari-mutuel Money Room must be secured by an alarm system that connects directly to a local law enforcement agency or to an alarm company with a 24-hour dispatcher. Security guards must be on duty at all times that wagering is conducted.

## SATELLITE RECEIVING AND AUDIOVISUAL SYSTEMS

Statute stipulates that the Fair is responsible for provision of the satellite downlink and closed circuit TV system. CARF and F&E provide these systems at no initial cost to the Fair. CARF maintains an Equipment Replacement Fund which periodically replaces equipment based on equipment value and projected lifetime.

## EMERGENCY MEDICAL SERVICES

First Aid and medical emergency services must be maintained at all times with private services or local public emergency response teams.

## FOOD AND BEVERAGE SERVICE

Food and drink concessions represent an important element of service provided to satellite patrons. Careful selection of an appropriate vendor should guide this decision. Fairs should consult with CARF to assure that the concessionaire meets standards expected by the CHRB. Ongoing management and monitoring are important Fair management responsibilities.

## EMPLOYEES

All personnel in the satellite wagering operation outside the Pari-mutuel Department are Fair employees. As noted above, the CHRB licenses all personnel. Facility Supervisory personnel must pass a test as part of their licensing requirements. Fair management must provide staff adequate to operate two shifts daily, day and night, six days a week. Job categories include the following:

- Facility Supervisor
  - Assistant Supervisor
  - Admissions seller
  - Parking attendants
  - Program seller
  - Security Captain
  - Security Guards
  - Janitorial
  - Unskilled Labor
- ) Tested and Licensed by F&E and the CHRB

## ACCOUNTING AND RECORD KEEPING

Operating expenses, with the exception of pari-mutuel operations, are the responsibility of the Fair. The Fair must keep careful records of its operating cost per performance, that is, separately, for day racing, for night racing, and by breed. Daytime racing (thoroughbred) is nearly always profitable. Occasionally the less popular night events will operate at a loss. When this is the case, the racing association must, by law, make up the difference. Statute specifies that a facility need not operate at a loss; hence the importance of accurate records. A Fair must accept all signals offered to it, even if it incurs operating losses, as long as the racing association pledges to make up any differences. This pledge is generally secured by a bond.

**The overall health of the horse racing industry is dependant on a strong satellite network. Racing organizations and industry leaders depend on the Fairs to build, maintain and preserve facilities that will be attractive and comfortable for patrons.**



# PARI-MUTUEL DISTRIBUTIONS

## PARI-MUTUEL DISTRIBUTIONS

Revenue generation is one of the principal reasons for the conduct of pari-mutuel wagering on horse racing. This revenue flows to a wide spectrum of statutory beneficiaries. The Legislature determines the division of those revenues; that division is sometimes a matter of political debate.

Commissions from pari-mutuel handle are apportioned to the various beneficiaries according to a schedule that includes region (Northern California or Southern California racing), breed of horses (thoroughbred, quarter horse, etc.), type of wager and whether the handle is generated on-track or off-track.

“Conventional” handle means Win, Place, and Show wagers; “Exotic” means Exacta, Daily Double, Triple, Pick Six, etc.

The following categories describe division of the satellite pari-mutuel handle for Northern California thoroughbreds. Distributions for other breeds and regions are similar.

Returned to Winning Bettors (conventional) 84%; (exotic) 79%  
Other Pari-mutuel Distributions (conventional) 16%; (exotic) 21%

- Racetrack Commissions
- Purses (Horsemen)
- State License Fee
- Simulcast Operator (Expenses)
- Satellite Facility
- Promotion (California Marketing Committee)
- Breeders' Awards
- Stabling & Vanning
- Local Government
- Equine Research (UC Davis)

## RETURNED TO WINNING BETTORS

All money wagered on losing horses is divided up for payment to the winning bettors and other beneficiaries. Winning bettors receive the largest portion of pari-mutuel distributions.

## RACING ASSOCIATIONS

All racing associations operate to make a profit. Part of their income is derived from commissions on pari-mutuel handle. The association commission is equivalent to the Purses', or Horsemen's, commission.

## PURSES PAID TO HORSEMEN

The distribution for payment of purses is racing's mechanism of self-sustenance. A percentage of the handle, equivalent to the commission paid the racing association, flows back to the owners of winning horses. Purses are normally paid, in diminishing percentages, based on the order of the horses finishing the race. Associations may supplement the purses from time to time, but the primary source of purse money derives from a portion of the handle.

## DISTRIBUTION FOR SIMULCAST EXPENSES

(Paid to Simulcast Organization)

This distribution is used for payment of satellite wagering expenses such as satellite transmission, totalisator, and off-track pari-mutuel labor. Any portion of this fund left unspent after expenses are paid is divided equally between the horsemen and the association.

## COMMISSION TO SATELLITE FACILITY: 2% LOCATION FEE

Each satellite wagering facility receives 2% of the handle generated from its operation. In the pari-mutuel reports, this is known as a location fee. This constitutes approximately half of a satellite's gross operating revenue. Admissions, parking, and concessions constitute the other half.

## DISTRIBUTION FOR PROMOTION

(Paid to California Marketing Committee)

A proportion of handle flows to a fund used for promotion of horse racing and satellite wagering. This money is administered by the California Marketing Committee (CMC). Fair satellite facilities receive an allocation for marketing and promotion from this fund. CARF coordinates marketing plans and budgets with individual Fairs and with the CMC.

## BREEDERS' AWARDS

This portion goes to breeders of winning horses as an incentive to successful operations and for financial support of California's Thoroughbred breeding industry.

## STABLING AND VANNING FUND

This fund helps pay the expenses of keeping and transporting horses. It helps insure the long-term vitality of the racing economy by off-setting the high cost of stabling and moving fine competitive racehorses.

## LOCAL GOVERNMENT

Local government may receive 0.33% of handle generated at each satellite location. This typically goes to the municipality or county in which the facility is located or to a combination of both. At Fair satellites, the Fair Board determines which local government entity (city or county) receives the .33 distributions. In the event no determination is made by the Fair Board, the money reverts to the State. The local government must formally request payment; if it does not, the money reverts to the State.

## UC DAVIS EQUINE VETERINARY RESEARCH

The Veterinary School at University of California, Davis has a world-renowned Equine Research Facility. This fund helps sustain that education and research facility.

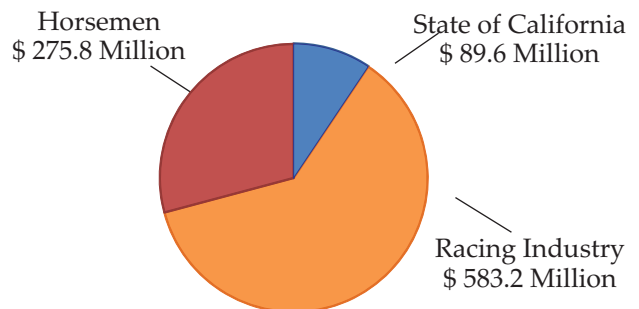
## CONCLUSION

Horse racing and Fairs share a long heritage together. Both provide jobs for thousands of Californians; both are important to California's agricultural economy. This long-standing relationship has proven mutually beneficial to both industries throughout its history.

# FAIR SATELLITE WAGERING FACILITIES HANDLE & DISTRIBUTIONS 2000-2009

**TOTAL FAIR  
SATELLITE HANDLE**  
**\$4.96 Billion**  
2000-2009

Distributions Generated at  
Fair Satellites  
2000-2009



## STATE OF CALIFORNIA - \$ 89.6 Million

State of California  
\$ 73.3 Million



City & County Fees  
\$16.25 Million



## RACING INDUSTRY - \$ 583.2 Million

UC Davis Research  
\$ 4.96 Million



Workers Comp.  
\$ 5.49 Million



Satellite Location  
\$ 98.48 Million



N/SCOTWinc. Fund  
\$ 167.31 Million



CMC Promotion  
\$ 20.35 Million



Vanning & Stabling  
\$ 38.98 Million



Track Commissions  
\$ 247.62 Million




## HORSEMEN - \$ 275.8 Million

Purses to Horsemen  
\$ 247.21 Million



Owners/Breeders/  
Sires  
\$ 28.59 Million



# 5012

**\$511 Million**  
**Total Handle**

In 2009, 1,882,435 patrons visited Fair Satellite Wagering Facilities and bet **\$511 million**, contributing **\$104.5 million** to the CA racing industry.

# CALIFORNIA AUTHORITY OF RACING FAIRS COMMISSIONS & PROJECT FUNDING

## ALL MEMBER SATELLITE FACILITIES

(1) 2% PARI-MUTUEL COMMISSIONS (LOCATION FEES) PAID TO ALL MEMBER FAIRS

(2) PROJECT FUNDING PAID THROUGH CARF TO MEMBER FAIRS

2000-2009

2000		2001		2002	
(1) 2% Commissions	11,012,262	(1) 2% Commissions	11,036,693	(1) 2% Commissions	11,742,021
(2) Project Funding	681,945	(2) Project Funding	1,210,747	(2) Project Funding	576,004
TOTAL	11,694,207	TOTAL	12,247,440	TOTAL	12,318,025

2003		2004		2005	
(1) 2% Commissions	11,858,119	(1) 2% Commissions	11,891,415	(1) 2% Commissions	12,090,629
(2) Project Funding	1,268,982	(2) Project Funding	880,217	(2) Project Funding	929,345
TOTAL	13,127,101	TOTAL	12,771,632	TOTAL	13,019,974

2006		2007		2008	
(1) 2% Commissions	11,955,295	(1) 2% Commissions	11,817,081	(1) 2% Commissions	11,102,043
(2) Project Funding	402,897	(2) Project Funding	331,358	(2) Project Funding	1,849,201
TOTAL	12,358,192	TOTAL	12,148,439	TOTAL	12,951,243

2009		2000-2009	
(1) 2% Commissions	10,931,738	(1) 2% Commissions	115,437,296
(2) Project Funding	268,981	(2) Project Funding	8,399,676
TOTAL	11,200,719	TOTAL	123,836,972

**\$115.4 Million** - Pari-Mutuel  
Commissions Paid to CARF  
Member Fairs

**\$8.4 Million** - Project Funding  
Paid through CARF to Member  
Satellites



# CALIFORNIA AUTHORITY OF RACING FAIRS COMMISSIONS & PROJECT FUNDING

## SHASTA DISTRICT FAIR - ANDERSON

(1) 2% PARI-MUTUEL COMMISSIONS (LOCATION FEES) PAID TO SHASTA DISTRICT FAIR

(2) PROJECT FUNDING PAID THROUGH CARF TO SHASTA DISTRICT FAIR

2000-2009

2000		2001		2002	
(1) 2% Commissions	73,605	(1) 2% Commissions	64,550	(1) 2% Commissions	64,626
(2) Project Funding	29,468	(2) Project Funding	1,240	(2) Project Funding	940
<b>TOTAL</b>	<b>103,074</b>	<b>TOTAL</b>	<b>65,790</b>	<b>TOTAL</b>	<b>65,567</b>

2003		2004		2005	
(1) 2% Commissions	69,344	(1) 2% Commissions	73,956	(1) 2% Commissions	75,182
(2) Project Funding	854	(2) Project Funding	12,458	(2) Project Funding	589
<b>TOTAL</b>	<b>70,198</b>	<b>TOTAL</b>	<b>86,415</b>	<b>TOTAL</b>	<b>75,771</b>

2006		2007		2008	
(1) 2% Commissions	71,474	(1) 2% Commissions	69,265	(1) 2% Commissions	61,422
(2) Project Funding	0	(2) Project Funding	675	(2) Project Funding	1,304
<b>TOTAL</b>	<b>71,474</b>	<b>TOTAL</b>	<b>69,940</b>	<b>TOTAL</b>	<b>62,727</b>

2009		2000-2009		<b>\$680,000</b> Pari-Mutuel Commissions Paid to Shasta District Fair  <b>\$51,000</b> Project Funding Paid through CARF to Shasta District Fair
(1) 2% Commissions	55,902	(1) 2% Commissions	679,329	
(2) Project Funding	3,416	(2) Project Funding	50,945	
<b>TOTAL</b>	<b>59,318</b>	<b>TOTAL</b>	<b>730,274</b>	





# California Authority of Racing Fairs

## Anderson Detailed Distribution Report for Ten Year Comparison

Handle	License Fee	CHRB Support Fee	F&E Fund	City Tax	Equine UC Davis	Workers Comp.	2% Comm. Loc. Fees	N/SCOTW inc. Expense	CMC Promotion	Vanning Stable	PFAB 509	Harness Loc. Fees	Track Comm.	Purses	Owners	Breeders Sires	To Out of State Tracks	Attendance
2000	3,710,818	0	3,504	12,145	3,711	0	73,605	124,958	14,724	25,745	0	0	188,739	188,591	2,642	19,264	32,481	15,588
2001	3,259,334	0	2,904	10,651	3,260	0	64,550	110,723	12,910	22,593	0	0	164,097	163,697	2,319	16,871	31,898	13,937
2002	3,054,124	0	2,136	9,936	3,055	0	60,218	98,282	12,044	21,826	0	0	154,322	154,536	2,146	15,810	30,789	12,890
2003	3,147,094	0	2,652	10,285	3,148	0	62,334	105,798	12,472	28,921	0	0	157,252	156,809	2,220	16,294	30,723	12,465
2004	3,280,004	0	2,504	10,661	3,281	4,392	64,612	107,729	12,868	30,034	0	0	164,887	164,715	2,278	16,816	39,391	11,182
2005	3,165,325	0	2,182	10,278	3,166	6,487	62,289	100,393	12,211	28,575	5	0	162,976	162,564	2,158	16,033	41,297	9,281
2006	2,928,882	0	1,848	9,512	2,929	6,048	57,644	92,544	11,553	28,742	0	0	149,543	149,180	2,029	15,164	37,739	8,921
2007	2,779,451	0	1,748	9,019	2,780	5,547	54,659	87,646	10,947	31,262	0	0	139,011	138,384	1,923	14,385	37,062	8,314
2008	2,404,914	0	1,272	7,827	2,405	4,634	47,439	78,807	9,502	27,135	0	0	116,895	116,420	1,670	12,434	30,989	8,189
2009	2,128,019	4,233	1,969	6,931	2,129	3,649	42,007	76,934	8,421	24,961	0	0	102,436	101,932	1,477	11,062	29,609	7,584
TOTAL	29,857,962	4,233	22,719	97,245	29,864	30,757	589,359	983,814	117,650	269,792	5	0	1,500,157	1,496,827	20,863	154,133	341,978	108,351

# California Authority of Racing Fairs

## Anderson Distribution of 2% Location Fees from Advance Deposit Wagering (ADW)

2% Location Fees (ADW)	2000	2001	2002	2003	2004	2005	2006	2007	2008	2009	TOTAL
	0	0	4,408	7,009	9,345	12,893	13,830	14,606	13,984	13,895	89,970

# California Authority of Racing Fairs

## Cumulative Funding Disbursements to Shasta District Fair (Anderson) SWF 2000-2009

	2000	2001	2002	2003	2004	2005	2006	2007	2008	2009	TOTALS
Infotext Funds	-	-	-	-	-	-	-	-	-	-	-
Equip. Replacement Fund	29,468	1,240	940	854	2,338	589	-	675	1,304	3,416	40,825
SWF upgrades	-	-	-	-	10,120	-	-	-	-	-	10,120
Total Funding	\$29,468	\$1,240	\$940	\$854	\$12,458	\$589	\$0	\$675	\$1,304	\$3,416	\$50,945

# CALIFORNIA AUTHORITY OF RACING FAIRS COMMISSIONS & PROJECT FUNDING

## KERN COUNTY FAIR - BAKERSFIELD

(1) 2% PARI-MUTUEL COMMISSIONS (LOCATION FEES) PAID TO Kern County Fair

(2) PROJECT FUNDING PAID THROUGH CARF TO Kern County Fair

2000-2009

2000		2001		2002	
(1) 2% Commissions	243,699	(1) 2% Commissions	234,802	(1) 2% Commissions	241,858
(2) Project Funding	0	(2) Project Funding	0	(2) Project Funding	0
<b>TOTAL</b>	<b>243,699</b>	<b>TOTAL</b>	<b>234,802</b>	<b>TOTAL</b>	<b>241,858</b>

2003		2004		2005	
(1) 2% Commissions	258,329	(1) 2% Commissions	246,401	(1) 2% Commissions	289,249
(2) Project Funding	400	(2) Project Funding	0	(2) Project Funding	20,885
<b>TOTAL</b>	<b>258,729</b>	<b>TOTAL</b>	<b>246,401</b>	<b>TOTAL</b>	<b>310,134</b>

2006		2007		2008	
(1) 2% Commissions	286,977	(1) 2% Commissions	261,753	(1) 2% Commissions	233,024
(2) Project Funding	3,770	(2) Project Funding	0	(2) Project Funding	329
<b>TOTAL</b>	<b>290,747</b>	<b>TOTAL</b>	<b>261,753</b>	<b>TOTAL</b>	<b>233,353</b>

2009		2000-2009		<b>\$2,515,000</b> Pari-Mutuel Commissions Paid to Kern County Fair  <b>\$26,000</b> Project Funding Paid through CARF to Kern County Fair
(1) 2% Commissions	218,839	(1) 2% Commissions	2,514,929	
(2) Project Funding	0	(2) Project Funding	25,385	
<b>TOTAL</b>	<b>218,839</b>	<b>TOTAL</b>	<b>2,540,314</b>	



# California Authority of Racing Fairs

## Bakersfield Detailed Distribution Report for Ten Year Comparison

	Handle	License Fee	CHRB Support Fee	F&E Fund	City Tax	Equine UC Davis	Workers Comp.	2% Comm. Loc. Fees	N/SCOTW inc. Expense	CMC Promotion	Vanning Stable	PFAB 509	Harness Loc. Fees	Track Comm.	Purses	Owners	Breeders Sires	To Out of State Tracks	Attendance
2000	12,255,373	124,096	0	7,862	40,210	12,256	0	243,699	486,665	51,727	64,409	0	0	642,524	641,041	6,578	60,286	91,068	65,222
2001	11,818,769	117,774	0	6,902	38,743	11,820	0	234,802	472,015	49,907	61,571	0	0	603,751	605,396	6,245	58,056	92,527	60,645
2002	11,369,637	114,205	0	6,084	37,207	11,371	0	225,495	451,291	47,978	60,761	0	0	585,958	587,651	5,975	55,683	95,207	60,509
2003	11,676,448	117,309	0	7,250	38,280	11,678	0	231,996	465,568	49,102	82,761	0	0	584,871	585,832	6,311	57,468	100,499	55,554
2004	10,693,709	107,855	0	6,177	34,933	10,695	13,828	211,715	422,772	44,429	75,409	4,160	0	536,722	537,702	5,675	51,980	106,427	52,009
2005	12,465,997	127,370	0	6,402	40,726	12,467	25,477	246,826	477,554	51,256	87,976	1,905	0	625,558	631,675	6,610	60,369	132,067	51,471
2006	11,737,201	117,172	0	5,750	38,392	11,738	24,633	232,678	443,874	49,132	90,805	0	0	597,990	602,726	6,392	63,652	120,526	46,683
2007	10,213,510	102,929	0	4,611	33,413	10,215	21,453	202,505	388,143	42,741	90,695	0	0	515,006	518,433	5,572	55,029	109,119	45,385
2008	9,147,808	93,566	0	3,680	29,936	9,148	18,915	181,432	355,701	38,323	80,979	0	0	452,481	456,496	4,970	48,677	99,178	40,219
2009	8,360,729	53,076	13,956	5,716	27,333	8,361	16,891	165,655	341,094	34,871	77,002	1,715	0	413,816	416,968	4,530	44,694	96,864	40,571
TOTAL	109,739,180	1,075,353	13,956	60,434	359,174	109,748	121,197	2,176,804	4,304,676	459,466	772,369	7,780	0	5,558,677	5,583,920	58,857	555,893	1,043,482	518,268

# California Authority of Racing Fairs

## Bakersfield Distribution of 2% Location Fees from Advance Deposit Wagering (ADW)

	2000	2001	2002	2003	2004	2005	2006	2007	2008	2009	TOTAL
2% Location Fees (ADW)	0	0	16,363	26,332	34,685	42,423	54,299	59,248	51,591	53,184	338,126

# California Authority of Racing Fairs

## Cumulative Funding Disbursements to Kern County Fair (Bakersfield) SWF 2000-2009

	2000	2001	2002	2003	2004	2005	2006	2007	2008	2009	TOTALS
Infotext Funds	-	-	-	-	-	-	1,350.00	-	-	-	1,350.00
Equip. Replacement Fund	-	-	-	400.00	-	-	2,420.22	-	329.36	-	3,149.58
SWF upgrades	-	-	-	-	-	20,885.41	-	-	-	-	20,885.41
Total Funding	-	-	-	400.00	-	20,885.41	3,770.22	-	329.36	-	24,034.99

# CALIFORNIA AUTHORITY OF RACING FAIRS COMMISSIONS & PROJECT FUNDING

## SAN DIEGO COUNTY FAIR - DEL MAR (SURFSIDE RACE PLACE)

(1) 2% PARI-MUTUEL COMMISSIONS (LOCATION FEES) PAID TO San Diego County Fair

(2) PROJECT FUNDING PAID THROUGH CARF TO San Diego County Fair

2000-2009

2000		2001		2002	
(1) 2% Commissions	1,970,975	(1) 2% Commissions	1,919,800	(1) 2% Commissions	2,110,924
(2) Project Funding	68,999	(2) Project Funding	28,162	(2) Project Funding	10,358
<b>TOTAL</b>	<b>2,039,974</b>	<b>TOTAL</b>	<b>1,947,962</b>	<b>TOTAL</b>	<b>2,121,282</b>

2003		2004		2005	
(1) 2% Commissions	2,061,010	(1) 2% Commissions	1,966,349	(1) 2% Commissions	1,915,552
(2) Project Funding	143,944	(2) Project Funding	45,226	(2) Project Funding	47,699
<b>TOTAL</b>	<b>2,204,954</b>	<b>TOTAL</b>	<b>2,011,575</b>	<b>TOTAL</b>	<b>1,963,251</b>

2006		2007		2008	
(1) 2% Commissions	1,979,209	(1) 2% Commissions	2,010,621	(1) 2% Commissions	1,845,860
(2) Project Funding	45,889	(2) Project Funding	18,485	(2) Project Funding	0
<b>TOTAL</b>	<b>2,025,097</b>	<b>TOTAL</b>	<b>2,029,106</b>	<b>TOTAL</b>	<b>1,845,860</b>

2009		2000-2009	
(1) 2% Commissions	1,537,072	(1) 2% Commissions	19,317,371
(2) Project Funding	0	(2) Project Funding	408,762
<b>TOTAL</b>	<b>1,537,072</b>	<b>TOTAL</b>	<b>19,726,133</b>

**\$19,318,000** Pari-Mutuel  
Comissions Paid to  
San Diego County Fair

**\$409,000** Project Funding  
Paid through CARF to  
San Diego County Fair

NOTE: Withdrew from CARF in 2007



# California Authority of Racing Fairs

## Surfside Race Place Detailed Distribution Report for Ten Year Comparison

	Handle	License Fee	CHRB Support Fee	F&E Fund	City Tax	Equine UC Davis	Workers Comp.	2% Comm.		N/SCOTW inc. Expense	CMC Promotion	Vanning Stable	PFAB 509	Harness Loc. Fees	Track Comm.	Purses	Owners	Breeders Sires	To Out of State Tracks	Attendance
								Loc. Fees	Comp.											
2000	99,487,568	1,928,880	0	42,809	325,211	99,489	0	1,970,975	0	2,856,826	401,523	511,340	0	0	5,091,100	5,021,855	63,942	519,724	731,846	350,575
2001	97,126,288	1,863,400	0	34,068	316,767	97,127	0	1,919,800	0	2,801,355	391,985	530,964	0	0	4,837,952	4,777,457	61,641	503,375	816,337	331,728
2002	97,901,701	1,855,583	0	32,941	319,294	97,903	0	1,935,114	0	2,846,868	395,513	682,673	0	0	4,697,804	4,634,811	61,836	508,730	837,868	329,120
2003	88,032,708	1,668,153	0	32,720	288,669	88,034	0	1,749,511	0	2,560,373	357,457	815,801	0	0	4,142,211	4,086,508	56,038	460,242	705,480	301,945
2004	80,866,792	1,531,935	0	23,565	263,222	80,868	90,546	1,595,281	90,546	2,337,830	324,559	766,331	13,560	0	3,833,598	3,784,288	50,702	417,505	806,432	284,212
2005	76,787,497	1,436,994	0	24,254	249,512	76,788	174,720	1,512,195	174,720	2,244,435	305,732	714,383	9,331	0	3,697,152	3,668,780	47,273	391,580	811,548	264,893
2006	79,207,658	1,467,665	0	23,320	258,044	79,208	181,036	1,563,905	181,036	2,323,405	320,484	746,730	0	0	3,780,870	3,751,684	49,428	423,879	816,510	253,672
2007	77,766,377	1,454,377	0	22,714	253,376	77,767	176,431	1,535,608	176,431	2,264,800	314,105	739,418	0	0	3,713,636	3,683,445	48,925	415,821	830,981	243,835
2008	69,014,540	1,298,772	0	18,557	226,244	69,015	156,584	1,371,174	156,584	1,988,640	279,692	648,619	0	0	3,313,880	3,286,405	44,201	369,645	702,099	209,951
2009	56,505,784	691,720	148,961	32,108	185,082	56,506	119,373	1,121,707	119,373	1,644,312	228,722	637,980	9,131	0	2,663,347	2,642,590	35,741	305,526	651,622	178,574
TOTAL	822,696,912	15,197,480	148,961	287,037	2,685,421	822,704	898,689	16,275,269	898,689	23,868,845	3,319,773	6,794,239	32,022	0	39,771,550	39,337,822	519,726	4,318,029	7,710,722	2,748,505

# California Authority of Racing Fairs

## Surfside Race Place Distribution of 2% Location Fees from Advance Deposit Wagering (ADW)

2% Location Fees (ADW)	2000	2001	2002	2003	2004	2005	2006	2007	2008	2009	TOTAL
	0	0	175,810	311,499	371,068	403,357	415,304	475,014	474,686	415,365	3,042,102

# California Authority of Racing Fairs

## Cumulative Funding Disbursements to San Diego County Fair (Del Mar) SWF 2000-2009

	2000	2001	2002	2003	2004	2005	2006	2007	2008	2009	TOTALS
Infotext Funds	-	-	-	-	-	-	450	-	-	-	450
Equip. Replacement Fund	68,999	28,162	10,358	143,944	31,190	47,699	2,069	-	-	-	332,421
SWF upgrades	-	-	-	-	14,036	-	43,370	18,485	-	-	75,891
Total Funding	68,999	28,162	10,358	143,944	45,226	47,699	45,889	18,485	-	-	408,762

# CALIFORNIA AUTHORITY OF RACING FAIRS COMMISSIONS & PROJECT FUNDING

## REDWOOD ACRES FAIR - EUREKA

(1) 2% PARI-MUTUEL COMMISSIONS (LOCATION FEES) PAID TO Redwood Acres Fair

(2) PROJECT FUNDING PAID THROUGH CARF TO Redwood Acres Fair

2000-2009

2000		2001		2002	
(1) 2% Commissions	41,847	(1) 2% Commissions	43,759	(1) 2% Commissions	42,057
(2) Project Funding	0	(2) Project Funding	36,430	(2) Project Funding	0
<b>TOTAL</b>	<b>41,847</b>	<b>TOTAL</b>	<b>80,189</b>	<b>TOTAL</b>	<b>42,057</b>

2003		2004		2005	
(1) 2% Commissions	42,586	(1) 2% Commissions	49,367	(1) 2% Commissions	49,924
(2) Project Funding	3,855	(2) Project Funding	2,707	(2) Project Funding	13,333
<b>TOTAL</b>	<b>46,441</b>	<b>TOTAL</b>	<b>52,074</b>	<b>TOTAL</b>	<b>63,256</b>

2006		2007		2008	
(1) 2% Commissions	46,390	(1) 2% Commissions	47,577	(1) 2% Commissions	47,238
(2) Project Funding	0	(2) Project Funding	0	(2) Project Funding	18,134
<b>TOTAL</b>	<b>46,390</b>	<b>TOTAL</b>	<b>47,577</b>	<b>TOTAL</b>	<b>65,372</b>

2009		2000-2009		<b>\$451,000</b> <b>Pari-Mutuel</b> <b>Comissions Paid to</b> <b>Redwood Acres Fair</b>
(1) 2% Commissions	39,546	(1) 2% Commissions	450,289	
(2) Project Funding	2,764	(2) Project Funding	77,223	
<b>TOTAL</b>	<b>42,310</b>	<b>TOTAL</b>	<b>527,512</b>	<b>\$78,000</b> <b>Project Funding</b> <b>Paid through CARF to</b> <b>Redwood Acres Fair</b>



# California Authority of Racing Fairs

## Eureka Detailed Distribution Report for Ten Year Comparison

Handle	License Fee	CHRB Support Fee	F&E Fund	City Tax	Equine UC Davis	Workers Comp.	2% Comm. Loc. Fees	N/SCOTW inc. Expense	CMC Promotion	Vanning Stable	PFAB 509	Harness Loc. Fees	Track Comm.	Purses	Owners	Breeders Sires	To Out of State Tracks	Attendance
2000	2,109,598	24,477	0	1,531	6,905	2,110	0	41,847	68,957	8,374	14,620	0	89,001	88,079	1,489	10,987	22,335	6,064
2001	2,207,426	25,732	0	1,752	7,221	2,208	0	43,759	72,434	8,752	15,317	0	96,978	96,624	1,562	11,482	23,470	6,240
2002	1,992,597	23,251	0	1,361	6,497	1,993	0	39,371	63,764	7,886	14,239	0	94,357	94,384	1,394	10,338	22,315	6,773
2003	1,915,855	22,414	0	1,317	6,269	1,917	0	37,994	61,309	7,603	17,616	0	88,133	87,802	1,342	9,986	21,336	5,558
2004	2,208,215	25,278	0	1,669	7,206	2,209	2,532	43,673	73,689	8,705	20,453	0	104,058	103,579	1,548	11,381	26,992	5,401
2005	2,085,052	24,490	0	1,291	6,800	2,086	4,442	41,212	64,744	8,132	19,103	0	101,681	101,192	1,441	10,725	24,120	4,876
2006	1,887,466	22,760	0	766	6,133	1,888	3,319	37,172	54,057	7,435	18,609	0	91,809	91,619	1,310	9,888	25,535	4,594
2007	1,928,327	22,953	0	776	6,267	1,929	3,670	37,984	55,623	7,600	21,802	0	95,261	94,652	1,337	10,083	28,924	4,296
2008	1,897,879	22,947	0	686	6,205	1,898	3,038	37,607	58,382	7,525	21,607	0	88,968	88,998	1,321	9,932	28,127	3,887
2009	1,453,789	14,009	1,498	1,151	4,745	1,454	2,097	28,755	51,940	5,752	17,244	0	64,010	64,036	1,017	7,538	22,356	2,724
TOTAL	19,686,203	228,309	1,498	12,301	64,248	19,692	19,097	389,374	624,900	77,762	180,610	0	914,255	910,965	13,761	102,340	245,510	50,413

# California Authority of Racing Fairs

## Redwood Acres Fair Distribution of 2% Location Fees from Advance Deposit Wagering (ADW)

2000	2001	2002	2003	2004	2005	2006	2007	2008	2009	TOTAL
0	0	2,686	4,592	5,694	8,711	9,218	9,593	9,631	10,791	60,915

2% Location Fees (ADW)

# California Authority of Racing Fairs

## Cumulative Funding Disbursements to Redwood Acres Fair (Eureka) SWF 2000-2009

2000	2001	2002	2003	2004	2005	2006	2007	2008	2009	TOTALS
Equip. Replacement Fund	-	36,430	-	3,855	970	-	-	18,134	2,438	73,422
SWF upgrades	-	-	-	1,737	1,737	-	-	-	327	3,801
Total Funding	-	36,430	-	3,855	2,707	-	-	18,134	2,764	77,223

# CALIFORNIA AUTHORITY OF RACING FAIRS COMMISSIONS & PROJECT FUNDING

## BIG FRESNO FAIR - FRESNO

(1) 2% PARI-MUTUEL COMMISSIONS (LOCATION FEES) PAID TO Big Fresno Fair

(2) PROJECT FUNDING PAID THROUGH CARF TO Big Fresno Fair

2000-2009

2000		2001		2002	
(1) 2% Commissions	314,441	(1) 2% Commissions	294,716	(1) 2% Commissions	293,128
(2) Project Funding	0	(2) Project Funding	84,873	(2) Project Funding	0
<b>TOTAL</b>	<b>314,441</b>	<b>TOTAL</b>	<b>379,589</b>	<b>TOTAL</b>	<b>293,128</b>
2003		2004		2005	
(1) 2% Commissions	297,592	(1) 2% Commissions	312,893	(1) 2% Commissions	302,936
(2) Project Funding	234,451	(2) Project Funding	198,455	(2) Project Funding	67,150
<b>TOTAL</b>	<b>532,044</b>	<b>TOTAL</b>	<b>511,349</b>	<b>TOTAL</b>	<b>370,086</b>
2006		2007		2008	
(1) 2% Commissions	300,364	(1) 2% Commissions	274,138	(1) 2% Commissions	253,831
(2) Project Funding	5,024	(2) Project Funding	59,234	(2) Project Funding	17,501
<b>TOTAL</b>	<b>305,388</b>	<b>TOTAL</b>	<b>333,372</b>	<b>TOTAL</b>	<b>271,332</b>
2009		2000-2009		<div> <b>\$2,855,000</b> <b>Pari-Mutuel</b>  <b>Comissions Paid to</b>  <b>Big Fresno Fair</b> </div> <div> <b>\$684,000</b> <b>Project Funding</b>  <b>Paid through CARF to</b>  <b>Big Fresno Fair</b> </div>	
(1) 2% Commissions	210,452	(1) 2% Commissions	2,854,492		
(2) Project Funding	16,416	(2) Project Funding	683,106		
<b>TOTAL</b>	<b>226,869</b>	<b>TOTAL</b>	<b>3,537,597</b>		





# California Authority of Racing Fairs

## Fresno Detailed Distribution Report for Ten Year Comparison

Handle	License Fee	CHRB Support Fee	F&E Fund	City Tax	Equine UC Davis	Workers Comp.	2% Comm. Loc. Fees	N/SCOTW inc. Expense	CMC Promotion	Vanning Stable	PFAB 509	Harness Loc. Fees	Track Comm.	Purses	Owners	Breeders Sires	To Out of State Tracks	Attendance
2000	15,839,997	169,229	0	13,054	51,883	15,841	0	314,441	65,001	95,283	0	0	812,015	813,229	9,703	79,998	120,587	78,004
2001	14,845,815	156,162	0	11,558	48,628	14,847	0	294,716	61,121	87,925	0	0	747,727	751,315	8,927	74,615	119,160	70,732
2002	13,860,257	145,785	0	9,900	45,286	13,861	0	274,460	56,843	85,140	0	0	701,043	704,168	8,362	69,408	120,093	64,365
2003	13,371,429	140,673	0	9,329	43,823	13,372	0	265,598	54,954	106,419	0	0	667,884	669,694	8,108	67,368	119,186	57,633
2004	13,808,287	145,240	0	9,188	45,098	13,809	17,301	273,322	56,241	109,146	4,162	0	690,506	692,320	8,235	68,783	141,457	52,584
2005	12,549,489	131,557	0	7,401	40,923	12,551	25,735	248,017	50,444	99,998	653	0	632,150	634,959	7,519	62,324	140,043	48,455
2006	12,412,342	129,229	0	6,140	40,526	12,413	25,190	245,610	50,922	105,178	0	0	616,798	620,637	7,406	65,751	139,123	46,708
2007	10,720,463	111,806	0	5,696	34,932	10,721	21,974	211,706	43,753	105,512	0	0	528,385	529,439	6,483	56,680	130,244	43,379
2008	10,092,561	108,235	0	4,578	32,967	10,093	20,712	199,800	41,186	100,862	0	0	489,908	490,875	6,202	52,657	122,729	39,715
2009	7,702,848	51,941	12,940	6,006	25,137	7,703	14,989	152,346	31,558	77,152	1,271	0	373,057	374,273	4,558	40,509	104,250	35,446
TOTAL	125,203,489	1,289,857	12,940	82,850	409,203	125,212	125,901	2,480,014	512,021	972,615	6,086	0	6,259,473	6,280,909	75,504	638,093	1,256,871	537,021

# California Authority of Racing Fairs

## Big Fresno Fair Distribution of 2% Location Fees from Advance Deposit Wagering (ADW)

	2000	2001	2002	2003	2004	2005	2006	2007	2008	2009	TOTAL
2% Location Fees (ADW)	0	0	18,668	31,994	39,571	54,919	54,755	62,432	54,031	58,107	374,477

# California Authority of Racing Fairs

## Cumulative Funding Disbursements to Big Fresno Fair (Fresno) SWF 2000-2009

	2000	2001	2002	2003	2004	2005	2006	2007	2008	2009	TOTALS
Equip. Replacement Fund	-	11,619	-	5,562	-	16,197	5,024	8,643	17,501	16,416	80,962
SWF upgrades	-	73,255	-	228,889	198,455	50,954	-	50,591	-	-	602,143
Total Funding	-	84,873	-	234,451	198,455	67,150	5,024	59,234	17,501	16,416	683,106

# CALIFORNIA AUTHORITY OF RACING FAIRS COMMISSIONS & PROJECT FUNDING

## SOUTHERN CALIFORNIA FAIR - LAKE PERRIS

(1) 2% PARI-MUTUEL COMMISSIONS (LOCATION FEES) PAID TO Southern California Fair

(2) PROJECT FUNDING PAID THROUGH CARF TO Southern California Fair

2000-2009

2000		2001		2002	
(1) 2% Commissions	536,572	(1) 2% Commissions	536,252	(1) 2% Commissions	577,848
(2) Project Funding	6,094	(2) Project Funding	28,892	(2) Project Funding	31,061
<b>TOTAL</b>	<b>542,667</b>	<b>TOTAL</b>	<b>565,144</b>	<b>TOTAL</b>	<b>608,909</b>

2003		2004		2005	
(1) 2% Commissions	630,203	(1) 2% Commissions	676,701	(1) 2% Commissions	653,093
(2) Project Funding	54,005	(2) Project Funding	33,791	(2) Project Funding	60,441
<b>TOTAL</b>	<b>684,209</b>	<b>TOTAL</b>	<b>710,492</b>	<b>TOTAL</b>	<b>713,534</b>

2006		2007		2008	
(1) 2% Commissions	641,501	(1) 2% Commissions	628,522	(1) 2% Commissions	549,456
(2) Project Funding	34,935	(2) Project Funding	23,259	(2) Project Funding	16,985
<b>TOTAL</b>	<b>676,436</b>	<b>TOTAL</b>	<b>651,781</b>	<b>TOTAL</b>	<b>566,441</b>

2009		2000-2009		<b>\$5,886,000</b> <b>Pari-Mutuel</b> <b>Comissions Paid to</b> <b>Southern California Fair</b>
(1) 2% Commissions	455,406	(1) 2% Commissions	5,885,555	
(2) Project Funding	26,112	(2) Project Funding	315,576	
<b>TOTAL</b>	<b>481,518</b>	<b>TOTAL</b>	<b>6,201,130</b>	<b>\$316,000</b> <b>Project Funding</b> <b>Paid through CARF to</b> <b>Southern California Fair</b>



# California Authority of Racing Fairs

## Lake Perris Detailed Distribution Report for Ten Year Comparison

	Handle	License Fee	CHRB Support Fee	F&E Fund	City Tax	Equine UC Davis	Workers Comp.	2% Comm. Loc. Fees	N/SCOTW inc. Expense	CMC Promotion	Vanning Stable	PFAB 509	Harness Loc. Fees	Track Comm.	Purses	Owners	Breeders Sires	To Out of State Tracks	Attendance
2000	26,969,696	495,725	0	20,045	88,535	26,971	0	536,572	840,819	111,000	129,679	0	0	1,381,016	1,365,983	16,235	139,134	160,916	128,140
2001	26,968,619	492,313	0	18,705	88,482	26,970	0	536,252	838,390	111,133	138,197	0	0	1,374,342	1,362,088	16,078	139,001	177,316	121,694
2002	26,381,239	478,934	0	15,939	86,474	26,382	0	524,086	830,253	108,799	170,736	0	0	1,326,363	1,313,733	15,576	135,530	189,788	125,675
2003	27,447,364	498,607	0	16,194	90,251	27,448	0	546,978	857,892	113,321	240,886	0	0	1,291,709	1,278,233	16,438	141,753	207,359	126,353
2004	28,346,715	508,094	0	17,710	92,933	28,348	40,640	563,230	893,046	116,388	250,143	4,802	0	1,364,950	1,353,245	16,572	144,757	240,660	128,506
2005	25,735,190	455,711	0	14,251	84,264	25,736	58,901	510,696	811,117	104,666	224,312	1,879	0	1,256,934	1,253,703	14,861	130,010	230,766	109,652
2006	25,252,997	439,205	0	13,712	82,703	25,254	56,923	501,233	812,122	104,546	219,835	0	0	1,219,352	1,216,950	14,571	136,257	224,639	102,050
2007	24,017,783	420,185	0	11,927	78,664	24,019	54,197	476,750	766,428	99,387	209,687	0	0	1,166,985	1,164,516	13,893	130,028	221,212	99,390
2008	20,141,178	361,465	0	10,451	66,167	20,142	47,420	401,010	625,031	83,039	177,621	0	0	986,463	983,584	12,060	107,849	172,852	85,672
2009	15,777,120	155,599	52,521	13,014	51,811	15,778	35,368	314,006	497,893	65,184	164,754	1,916	0	785,928	784,673	9,231	86,348	152,058	75,290
TOTAL	247,037,901	4,305,839	52,521	151,948	810,284	247,046	293,448	4,910,812	7,772,992	1,017,463	1,925,847	8,597	0	12,154,041	12,076,707	145,516	1,290,667	1,977,565	1,102,422

# California Authority of Racing Fairs

## Southern California Fair Distribution of 2% Location Fees from Advance Deposit Wagering (ADW)

2% Location Fees (ADW)	2000	2001	2002	2003	2004	2005	2006	2007	2008	2009	TOTAL
	0	0	53,762	83,226	113,471	142,398	140,268	151,772	148,446	141,399	974,743

# California Authority of Racing Fairs

## Cumulative Funding Disbursements to Southern California Fair (Lake Perris) SWF 2000-2009

	2000	2001	2002	2003	2004	2005	2006	2007	2008	2009	TOTALS
Infotext Funds	-	-	-	-	-	-	-	-	-	-	-
Equip. Replacement Fund	6,094	28,892	31,061	54,005	23,329	20,312	34,935	23,259	16,985	26,112	264,985
SWF upgrades	-	-	-	-	10,462	40,129	-	-	-	-	50,591
Total Funding	6,094	28,892	31,061	54,005	33,791	60,441	34,935	23,259	16,985	26,112	315,576

# CALIFORNIA AUTHORITY OF RACING FAIRS COMMISSIONS & PROJECT FUNDING

## ANTELOPE VALLEY FAIR - LANCASTER

(1) 2% PARI-MUTUEL COMMISSIONS (LOCATION FEES) PAID TO Antelope Valley Fair

(2) PROJECT FUNDING PAID THROUGH CARF TO Antelope Valley Fair

2000-2009

2000		2001		2002	
(1) 2% Commissions	358,984	(1) 2% Commissions	338,791	(1) 2% Commissions	416,417
(2) Project Funding	14,939	(2) Project Funding	4,358	(2) Project Funding	19,311
<b>TOTAL</b>	<b>373,924</b>	<b>TOTAL</b>	<b>343,149</b>	<b>TOTAL</b>	<b>435,727</b>

2003		2004		2005	
(1) 2% Commissions	460,422	(1) 2% Commissions	505,125	(1) 2% Commissions	543,197
(2) Project Funding	1,589	(2) Project Funding	32,697	(2) Project Funding	21,146
<b>TOTAL</b>	<b>462,011</b>	<b>TOTAL</b>	<b>537,822</b>	<b>TOTAL</b>	<b>564,343</b>

2006		2007		2008	
(1) 2% Commissions	563,214	(1) 2% Commissions	561,828	(1) 2% Commissions	486,515
(2) Project Funding	39,668	(2) Project Funding	18,443	(2) Project Funding	1,814
<b>TOTAL</b>	<b>602,882</b>	<b>TOTAL</b>	<b>580,271</b>	<b>TOTAL</b>	<b>488,329</b>

2009		2000-2009		<b>\$4,679,000</b> <b>Pari-Mutuel</b> <b>Comissions Paid to</b> <b>Antelope Valley Fair</b>
(1) 2% Commissions	443,572	(1) 2% Commissions	4,678,065	
(2) Project Funding	5,997	(2) Project Funding	159,961	
<b>TOTAL</b>	<b>449,568</b>	<b>TOTAL</b>	<b>4,838,025</b>	<b>\$160,000</b> <b>Project Funding</b> <b>Paid through CARF to</b> <b>Antelope Valley Fair</b>



# California Authority of Racing Fairs

## Lancaster Detailed Distribution Report for Ten Year Comparison

	Handle	License Fee	CHRB Support Fee	F&E Fund	City Tax	Equine UC Davis	Workers Comp.	2% Comm.		N/SCOTW inc.	CMC Promotion	Vanning Stable	PFAB 509	Harness Loc. Fees	Track Comm.	Purses	Owners	Breeders Sires	To Out of State Tracks	
								Loc. Fees	Expense											
2000	18,029,341	320,462	0	11,470	59,233	18,031	0	358,984	584,393	75,051	82,335	0	944,243	937,164	10,313	92,133	120,740	87,290		
2001	17,027,329	299,826	0	10,767	55,901	17,029	0	338,791	556,421	70,964	82,812	0	875,551	870,912	9,638	86,815	133,117	88,113		
2002	18,957,828	328,473	0	11,135	62,215	18,959	0	377,060	632,546	79,342	115,029	0	961,994	956,738	10,468	96,140	153,065	92,928		
2003	20,081,006	350,734	0	13,468	66,066	20,082	0	400,402	664,375	83,935	166,963	0	1,003,795	995,919	11,368	102,394	163,271	102,486		
2004	21,242,411	372,169	0	12,550	69,640	21,243	29,775	422,058	693,269	87,822	180,283	3,662	1,054,495	1,046,895	11,961	107,486	190,240	103,902		
2005	22,006,174	379,069	0	10,910	72,105	22,007	48,016	436,999	722,476	90,036	181,533	3,954	1,090,774	1,091,243	12,038	109,551	202,046	110,626		
2006	22,299,693	379,355	0	11,045	73,111	22,300	48,162	443,099	730,896	92,892	189,374	0	1,095,700	1,094,894	12,549	122,576	216,925	101,265		
2007	21,486,984	369,673	0	9,748	70,454	21,488	46,972	426,994	695,059	89,347	184,323	0	1,057,554	1,056,830	12,206	117,257	212,923	112,378		
2008	17,818,806	308,656	0	8,716	58,539	17,819	38,865	354,782	573,973	74,092	150,680	0	879,408	879,437	10,231	96,348	174,289	93,932		
2009	15,981,793	151,486	51,516	12,906	52,502	15,982	33,677	318,198	521,031	66,481	160,530	3,189	817,492	818,071	8,994	88,339	174,222	77,384		
TOTAL	194,931,365	3,259,902	51,516	112,715	639,767	194,941	245,467	3,877,367	6,374,439	809,961	1,493,862	10,805	9,748,104	9,748,104	109,766	1,019,039	1,740,838	970,304		

# California Authority of Racing Fairs

## Antelope Valley Fair Distribution of 2% Location Fees from Advance Deposit Wagering (ADW)

2% Location Fees (ADW)	2000	2001	2002	2003	2004	2005	2006	2007	2008	2009	TOTAL
	0	0	39,357	60,020	83,067	106,197	120,115	134,834	131,733	125,374	800,698

# California Authority of Racing Fairs

## Cumulative Funding Disbursements to Antelope Valley Fair (Lancaster) SWF 2000-2009

	2000	2001	2002	2003	2004	2005	2006	2007	2008	2009	TOTALS
Infotext Funds	14,939	-	-	-	-	-	-	-	-	-	14,939
Equip. Replacement Fund	-	4,358	19,311	1,589	20,855	21,146	20,911	18,443	1,814	5,997	114,423
SWF upgrades	-	-	-	-	11,842	-	18,757	-	-	-	30,599
Total Funding	14,939	4,358	19,311	1,589	32,697	21,146	39,668	18,443	1,814	5,997	159,961

# CALIFORNIA AUTHORITY OF RACING FAIRS

## COMMISSIONS & PROJECT FUNDING

### MONTEREY COUNTY FAIR - MONTEREY

(1) 2% PARI-MUTUEL COMMISSIONS (LOCATION FEES) PAID TO Monterey County Fair

(2) PROJECT FUNDING PAID THROUGH CARF TO Monterey County Fair

2000-2009

2000		2001		2002	
(1) 2% Commissions	310,941	(1) 2% Commissions	331,141	(1) 2% Commissions	304,024
(2) Project Funding	10,815	(2) Project Funding	246,169	(2) Project Funding	98,314
<b>TOTAL</b>	<b>321,755</b>	<b>TOTAL</b>	<b>577,311</b>	<b>TOTAL</b>	<b>402,338</b>
2003		2004		2005	
(1) 2% Commissions	302,446	(1) 2% Commissions	317,050	(1) 2% Commissions	341,518
(2) Project Funding	20,121	(2) Project Funding	35,296	(2) Project Funding	37,462
<b>TOTAL</b>	<b>322,568</b>	<b>TOTAL</b>	<b>352,345</b>	<b>TOTAL</b>	<b>378,980</b>
2006		2007		2008	
(1) 2% Commissions	328,185	(1) 2% Commissions	338,543	(1) 2% Commissions	304,965
(2) Project Funding	6,868	(2) Project Funding	1,989	(2) Project Funding	329
<b>TOTAL</b>	<b>335,053</b>	<b>TOTAL</b>	<b>340,532</b>	<b>TOTAL</b>	<b>305,294</b>
2009		2000-2009		<div> <b>\$3,107,000</b> <b>Pari-Mutuel</b>  <b>Comissions Paid to</b>  <b>Monterey County Fair</b> </div> <div> <b>\$461,000</b> <b>Project Funding</b>  <b>Paid through CARF to</b>  <b>Monterey County Fair</b> </div>	
(1) 2% Commissions	227,659	(1) 2% Commissions	3,106,473		
(2) Project Funding	3,418	(2) Project Funding	460,781		
<b>TOTAL</b>	<b>231,078</b>	<b>TOTAL</b>	<b>3,567,254</b>		



# California Authority of Racing Fairs

## Monterey Detailed Distribution Report for Ten Year Comparison

	Handle	License Fee	CHRB Support Fee	F&E Fund	City Tax	Equine UC Davis	Workers Comp.	2% Comm. Loc. Fees	N/SCOTW inc. Expense	CMC Promotion	Vanning Stable	PFAB 509	Harness Loc. Fees	Track Comm.	Purses	Owners	Breeders Sires	To Out of State Tracks	Attendance
2000	15,635,566	161,201	0	9,535	51,305	15,637	0	310,941	596,816	65,563	85,222	0	0	840,975	837,332	8,677	77,681	134,385	60,749
2001	16,652,280	167,169	0	10,113	54,638	16,653	0	331,141	661,758	70,273	87,604	0	0	877,213	876,318	8,934	81,974	152,644	59,907
2002	14,350,846	144,072	0	7,985	47,029	14,352	0	285,027	562,162	60,501	78,028	0	0	764,298	763,825	7,663	70,608	131,382	57,245
2003	13,538,507	135,834	0	7,723	44,421	13,540	0	269,215	528,964	56,887	96,812	0	0	707,590	706,167	7,396	66,919	133,545	51,619
2004	13,963,588	140,285	0	6,821	45,669	13,965	16,873	276,780	538,470	58,038	97,435	7,027	0	730,563	730,036	7,352	67,955	160,204	50,509
2005	14,425,190	143,585	0	7,092	47,194	14,426	28,180	286,023	555,266	59,333	98,563	5,437	0	754,783	761,612	7,418	69,299	168,282	54,545
2006	13,367,553	137,092	0	5,082	43,741	13,368	25,694	265,097	487,908	55,674	106,212	0	0	684,134	688,723	7,480	70,099	163,967	54,887
2007	13,643,140	141,655	0	5,917	44,665	13,644	24,376	270,698	515,870	56,522	128,264	0	0	653,442	655,701	7,876	72,768	184,672	42,624
2008	11,896,295	122,697	0	5,232	38,997	11,897	21,792	236,342	474,757	49,183	113,961	0	0	571,369	573,388	7,018	61,096	163,424	38,173
2009	8,009,204	51,734	13,267	4,718	26,183	8,010	14,410	158,685	319,968	33,292	74,567	2,453	0	406,262	409,105	4,410	41,559	114,758	34,881
TOTAL	135,482,169	1,345,325	13,267	70,219	443,842	135,492	131,325	2,689,949	5,241,939	565,266	966,668	14,918	0	6,990,629	7,002,206	74,225	679,957	1,507,263	505,139

# California Authority of Racing Fairs

## Monterey County Fair Distribution of 2% Location Fees from Advance Deposit Wagering (ADW)

2000	2001	2002	2003	2004	2005	2006	2007	2008	2009	TOTAL
0	0	18,998	33,231	40,270	55,494	63,088	67,845	68,623	68,975	416,523

2% Location Fees (ADW)

# California Authority of Racing Fairs

## Cumulative Funding Disbursements to Monterey County Fair (Monterey) SWF 2000-2009

	2000	2001	2002	2003	2004	2005	2006	2007	2008	2009	TOTALS
Infotext Funds	9,482	-	-	-	-	-	-	-	-	-	9,482
Equip. Replacement Fund	842	65,941	44,804	20,121	9,886	20,719	-	1,989	329	3,418	168,050
SWF upgrades	490	180,228	53,511	-	25,410	16,743	6,868	-	-	-	283,249
Total Funding	10,815	246,169	98,314	20,121	35,296	37,462	6,868	1,989	329	3,418	460,781



# CALIFORNIA AUTHORITY OF RACING FAIRS

## COMMISSIONS & PROJECT FUNDING

### ALAMEDA COUNTY FAIR - PLEASANTON

(1) 2% PARI-MUTUEL COMMISSIONS (LOCATION FEES) PAID TO Alameda County Fair

(2) PROJECT FUNDING PAID THROUGH CARF TO Alameda County Fair

2000-2009

2000		2001		2002	
(1) 2% Commissions	1,244,255	(1) 2% Commissions	1,328,845	(1) 2% Commissions	1,473,183
(2) Project Funding	83,237	(2) Project Funding	94,386	(2) Project Funding	118,803
<b>TOTAL</b>	<b>1,327,492</b>	<b>TOTAL</b>	<b>1,423,230</b>	<b>TOTAL</b>	<b>1,591,986</b>

2003		2004		2005	
(1) 2% Commissions	1,436,788	(1) 2% Commissions	1,413,204	(1) 2% Commissions	1,420,369
(2) Project Funding	37,937	(2) Project Funding	35,754	(2) Project Funding	75,774
<b>TOTAL</b>	<b>1,474,725</b>	<b>TOTAL</b>	<b>1,448,958</b>	<b>TOTAL</b>	<b>1,496,143</b>

2006		2007		2008	
(1) 2% Commissions	1,307,993	(1) 2% Commissions	1,348,365	(1) 2% Commissions	1,197,962
(2) Project Funding	7,851	(2) Project Funding	15,799	(2) Project Funding	15,359
<b>TOTAL</b>	<b>1,315,845</b>	<b>TOTAL</b>	<b>1,364,164</b>	<b>TOTAL</b>	<b>1,213,321</b>

2009		2000-2009		<b>\$13,261,000</b> <b>Pari-Mutuel Commissions Paid to Alameda County Fair</b>  <b>\$508,000</b> <b>Project Funding Paid through CARF to Alameda County Fair</b>
(1) 2% Commissions	1,089,076	(1) 2% Commissions	13,260,040	
(2) Project Funding	22,860	(2) Project Funding	507,761	
<b>TOTAL</b>	<b>1,111,937</b>	<b>TOTAL</b>	<b>13,767,801</b>	





# California Authority of Racing Fairs

## Pleasanton Detailed Distribution Report for Ten Year Comparison

	Handle	License Fee	CHRB Support Fee	F&E Fund	City Tax	Equine UC Davis	Workers Comp.	2% Comm.		N/SCOTW inc.	CMC Promotion	Vanning Stable	PFAB 509	Harness Loc. Fees	Track Comm.	Purses	Owners	Breeders Sires	To Out of State Tracks	Attendance
								Loc. Fees	Expense											
2000	62,513,506	670,568	0	53,121	205,302	62,515	0	1,244,255	2,259,313	257,335	376,117	0	0	0	3,268,773	3,274,390	38,353	316,835	432,028	215,851
2001	66,786,964	705,027	0	54,206	219,259	66,788	0	1,328,845	2,479,621	276,072	392,994	0	0	0	3,469,796	3,476,271	40,097	336,433	507,578	219,948
2002	69,537,858	737,060	0	48,962	228,119	69,539	0	1,382,537	2,548,111	287,054	425,814	0	0	0	3,619,332	3,627,128	41,832	350,321	577,160	215,006
2003	63,960,107	675,431	0	45,979	210,251	63,961	0	1,274,248	2,327,217	264,370	503,231	0	0	0	3,284,301	3,287,493	38,524	323,442	552,195	206,350
2004	61,476,080	650,544	0	40,652	201,475	61,477	79,364	1,221,059	2,230,319	251,321	484,892	20,534	0	0	3,163,027	3,166,550	36,644	307,564	601,839	185,873
2005	59,111,566	630,801	0	36,499	193,595	59,113	129,050	1,173,303	2,087,150	239,393	462,694	10,570	0	0	3,058,429	3,076,599	34,934	294,025	610,991	177,997
2006	52,694,119	551,888	0	28,758	172,583	52,695	113,251	1,045,961	1,862,317	217,298	445,535	0	0	0	2,685,756	2,702,247	31,198	280,736	541,048	165,118
2007	54,387,664	569,026	0	28,556	178,066	54,388	109,389	1,079,191	1,944,533	224,729	518,302	0	0	0	2,710,225	2,726,370	31,812	290,862	604,231	167,530
2008	46,300,808	499,397	0	21,193	151,990	46,301	94,031	921,151	1,662,710	190,992	452,281	0	0	0	2,296,878	2,311,565	27,742	243,320	511,596	147,912
2009	41,035,610	256,194	76,998	34,100	134,607	41,036	76,197	815,802	1,611,549	168,772	414,623	8,172	0	0	1,992,469	2,001,593	24,411	216,264	511,268	134,989
TOTAL	577,804,282	5,945,937	76,998	392,027	1,895,249	577,813	601,281	11,486,352	21,012,840	2,377,335	4,476,484	39,276	0	0	29,548,985	29,650,205	345,547	2,959,803	5,449,935	1,836,574

# California Authority of Racing Fairs

## Alameda County Fair Distribution of 2% Location Fees from Advance Deposit Wagering (ADW)

2% Location Fees (ADW)	2000	2001	2002	2003	2004	2005	2006	2007	2008	2009	TOTAL
	0	0	90,646	162,540	192,145	247,066	262,032	269,174	276,810	273,274	1,773,688

# California Authority of Racing Fairs

## Cumulative Funding Disbursements to Alameda County Fair (Pleasanton) SWF 2000-2009

	2000	2001	2002	2003	2004	2005	2006	2007	2008	2009	TOTALS
Infotext Funds	10,487	-	-	-	-	-	-	-	-	-	10,487
Equip. Replacement Fund	-	94,386	118,803	37,937	2,606	32,783	7,851	15,799	15,359	22,860	348,384
SWF upgrades	72,750	-	-	-	33,148	42,991	-	-	-	-	148,889
Total Funding	83,237	94,386	118,803	37,937	35,754	75,774	7,851	15,799	15,359	22,860	507,761

# CALIFORNIA AUTHORITY OF RACING FAIRS COMMISSIONS & PROJECT FUNDING

## CALIFORNIA STATE FAIR - SACRAMENTO

(1) 2% PARI-MUTUEL COMMISSIONS (LOCATION FEES) PAID TO California State Fair

(2) PROJECT FUNDING PAID THROUGH CARF TO California State Fair

2000-2009

2000		2001		2002	
(1) 2% Commissions	1,065,114	(1) 2% Commissions	1,030,575	(1) 2% Commissions	1,065,169
(2) Project Funding	119,553	(2) Project Funding	36,388	(2) Project Funding	73,309
<b>TOTAL</b>	<b>1,184,668</b>	<b>TOTAL</b>	<b>1,066,963</b>	<b>TOTAL</b>	<b>1,138,478</b>
2003		2004		2005	
(1) 2% Commissions	1,046,620	(1) 2% Commissions	1,022,814	(1) 2% Commissions	1,025,441
(2) Project Funding	137,230	(2) Project Funding	30,068	(2) Project Funding	25,394
<b>TOTAL</b>	<b>1,183,850</b>	<b>TOTAL</b>	<b>1,052,881</b>	<b>TOTAL</b>	<b>1,050,835</b>
2006		2007		2008	
(1) 2% Commissions	998,174	(1) 2% Commissions	1,011,242	(1) 2% Commissions	857,202
(2) Project Funding	79,794	(2) Project Funding	0	(2) Project Funding	0
<b>TOTAL</b>	<b>1,077,967</b>	<b>TOTAL</b>	<b>1,011,242</b>	<b>TOTAL</b>	<b>857,202</b>
2009		2000-2009		<div> <b>\$9,880,000</b> <b>Pari-Mutuel</b>  <b>Comissions Paid to</b>  <b>California State Fair</b> </div> <div> <b>\$502,000</b> <b>Project Funding</b>  <b>Paid through CARF to</b>  <b>California State Fair</b> </div>	
(1) 2% Commissions	757,561	(1) 2% Commissions	9,879,911		
(2) Project Funding	0	(2) Project Funding	501,736		
<b>TOTAL</b>	<b>757,561</b>	<b>TOTAL</b>	<b>10,381,647</b>	<b>NOTE: California State Fair withdrew from the CARF Equipment Replacement Program in 2007.</b>	



# California Authority of Racing Fairs

## Sacramento Detailed Distribution Report for Ten Year Comparison

	Handle	License Fee	CHRB Support Fee	F&E Fund	City Tax	Equine UC Davis	Workers Comp.	2% Comm.		N/SCOTW inc.	CMC Promotion	Vanning Stable	PFAB 509	Harness Loc. Fees	Track Comm.	Purses	Owners	Breeders Sires	To Out of State Tracks	Attendance
								Loc. Fees	Comp.											
2000	53,519,791	567,788	0	40,586	175,744	53,521	0	1,065,114	0	1,978,975	221,453	313,791	0	0	2,772,845	2,737,911	31,936	269,655	426,828	175,193
2001	51,845,960	551,326	0	38,379	170,045	51,847	0	1,030,575	0	1,908,887	213,358	310,007	0	0	2,576,006	2,612,812	31,507	262,007	454,767	171,405
2002	50,281,016	536,447	0	35,008	164,860	50,282	0	999,151	0	1,847,305	206,752	312,087	0	0	2,483,006	2,522,796	30,574	253,963	453,002	167,372
2003	46,716,821	495,575	0	33,011	153,398	46,717	0	929,681	0	1,721,136	192,723	368,796	0	0	2,271,389	2,307,242	28,136	236,076	433,813	158,194
2004	44,506,056	469,915	0	30,253	145,674	44,507	56,452	882,873	56,452	1,647,888	181,666	352,295	10,383	0	2,155,908	2,188,261	26,568	222,426	455,397	137,951
2005	42,783,818	457,199	0	28,584	139,873	42,785	88,703	847,715	88,703	1,528,931	171,912	337,764	5,027	0	2,108,412	2,132,861	25,453	212,093	466,946	131,233
2006	40,870,198	434,917	0	26,071	133,693	40,871	85,052	810,260	85,052	1,466,760	167,654	351,976	0	0	1,989,350	2,013,320	24,742	206,820	442,555	135,891
2007	40,406,793	428,268	0	24,472	132,128	40,408	83,854	800,775	83,854	1,482,202	166,214	390,775	0	0	1,938,432	1,961,074	24,083	203,510	464,359	128,267
2008	32,906,715	353,274	0	16,424	107,750	32,907	69,304	653,032	69,304	1,202,695	135,680	317,415	0	204,547	1,496,193	1,514,794	19,573	165,981	380,831	112,360
2009	28,432,047	182,724	51,492	23,164	93,027	28,432	55,710	563,796	55,710	1,122,737	117,361	282,381	684	180,144	1,285,753	1,300,814	16,688	143,815	367,705	99,140
TOTAL	432,269,215	4,477,434	51,492	295,951	1,416,192	432,276	439,076	8,582,974	439,076	15,907,517	1,774,771	3,337,287	16,095	384,691	21,027,295	21,291,883	259,261	2,176,345	4,346,204	1,417,006

# California Authority of Racing Fairs

## California State Fair Distribution of 2% Location Fees from Advance Deposit Wagering (ADW)

2% Location Fees (ADW)	TOTAL									
	2000	2001	2002	2003	2004	2005	2006	2007	2008	2009
	0	0	66,018	116,939	139,940	177,726	187,914	210,467	204,170	193,764

# California Authority of Racing Fairs

## Cumulative Funding Disbursements to California State Fair (Sacramento) SWF 2000-2009

	TOTALS									
	2000	2001	2002	2003	2004	2005	2006	2007	2008	2009
Infotext Funds	29,149	-	-	-	-	-	-	-	-	29,149
Equip. Replacement Fund	36,794	33,000	57,559	137,230	30,068	25,394	3,903	-	-	323,946
SWF upgrades	53,611	3,389	15,750	-	-	-	75,891	-	-	148,641
Total Funding	119,553	36,388	73,309	137,230	30,068	25,394	79,794	-	-	501,736

# CALIFORNIA AUTHORITY OF RACING FAIRS

## COMMISSIONS & PROJECT FUNDING

### NATIONAL ORANGE SHOW - SAN BERNARDINO

(1) 2% PARI-MUTUEL COMMISSIONS (LOCATION FEES) PAID TO National Orange Show

(2) PROJECT FUNDING PAID THROUGH CARF TO National Orange Show

2000-2009

2000		2001		2002	
(1) 2% Commissions	1,028,911	(1) 2% Commissions	996,019	(1) 2% Commissions	1,067,369
(2) Project Funding	7,575	(2) Project Funding	35,184	(2) Project Funding	93,574
<b>TOTAL</b>	<b>1,036,486</b>	<b>TOTAL</b>	<b>1,031,203</b>	<b>TOTAL</b>	<b>1,160,943</b>

2003		2004		2005	
(1) 2% Commissions	1,092,139	(1) 2% Commissions	1,150,767	(1) 2% Commissions	1,241,165
(2) Project Funding	25,773	(2) Project Funding	44,146	(2) Project Funding	110,729
<b>TOTAL</b>	<b>1,117,912</b>	<b>TOTAL</b>	<b>1,194,913</b>	<b>TOTAL</b>	<b>1,351,894</b>

2006		2007		2008	
(1) 2% Commissions	1,205,802	(1) 2% Commissions	1,135,937	(1) 2% Commissions	1,013,619
(2) Project Funding	5,152	(2) Project Funding	13,155	(2) Project Funding	31,674
<b>TOTAL</b>	<b>1,210,954</b>	<b>TOTAL</b>	<b>1,149,091</b>	<b>TOTAL</b>	<b>1,045,292</b>

2009		2000-2009		<b>\$10,811,000</b> <b>Pari-Mutuel Commissions Paid to National Orange Show</b>  <b>\$398,000</b> <b>Project Funding Paid through CARF to National Orange Show</b>
(1) 2% Commissions	878,276	(1) 2% Commissions	10,810,002	
(2) Project Funding	30,895	(2) Project Funding	397,857	
<b>TOTAL</b>	<b>909,171</b>	<b>TOTAL</b>	<b>11,207,859</b>	



# California Authority of Racing Fairs

## San Bernardino Detailed Distribution Report for Ten Year Comparison

Handle	License Fee	CHRB Support Fee	F&E Fund	City Tax	Equine UC Davis	Workers Comp.	2% Comm.		N/SCOTW inc.	CMC Promotion	Vanning Stable	PFAB 509	Harness Loc. Fees	Track Comm.	Purses	Owners	Breeders Sires	To Out of State Tracks	Attendance
							Loc. Fees	Expense											
2000	51,708,818	943,243	0	38,445	169,771	51,710	0	1,028,911	1,629,519	213,438	245,334	0	0	2,685,742	2,656,323	30,726	266,040	334,504	244,725
2001	50,093,175	905,883	0	33,277	164,344	50,095	0	996,019	1,590,214	207,226	251,886	0	0	2,567,102	2,544,677	29,297	257,002	341,643	240,763
2002	49,090,286	882,031	0	29,355	160,902	49,091	0	975,162	1,565,933	203,084	312,851	0	0	2,481,292	2,459,642	28,537	251,363	358,522	244,659
2003	46,999,305	837,844	0	28,661	154,554	47,001	0	936,692	1,515,586	195,479	397,862	0	0	2,327,045	2,305,832	27,166	240,915	341,298	217,157
2004	48,160,517	855,729	0	28,316	157,766	48,162	67,681	956,155	1,543,673	197,965	417,169	11,402	0	2,368,756	2,347,696	27,655	244,472	420,413	213,626
2005	50,377,053	878,207	0	26,449	165,067	50,378	112,956	1,000,404	1,626,869	205,987	428,933	4,140	0	2,471,835	2,467,929	28,446	253,296	466,029	215,261
2006	46,838,413	803,656	0	23,933	153,483	46,839	106,837	930,204	1,515,426	194,320	404,757	0	0	2,295,048	2,290,589	26,835	255,515	437,768	203,132
2007	42,981,349	741,714	0	20,862	140,921	42,982	98,265	854,063	1,381,868	178,317	372,720	0	0	2,120,911	2,117,245	24,695	233,219	415,811	188,040
2008	37,589,079	656,814	0	20,018	123,536	37,590	87,174	748,700	1,189,555	155,630	325,669	0	0	1,862,364	1,859,432	22,109	201,499	355,951	164,007
2009	30,869,233	299,811	100,548	26,157	101,424	30,870	70,294	614,689	984,582	127,745	319,744	4,542	0	1,568,124	1,566,611	17,919	168,752	316,423	156,022
TOTAL	454,707,228	7,804,934	100,548	275,472	1,491,766	454,717	543,208	9,040,997	14,543,225	1,879,192	3,476,926	20,084	0	22,748,219	22,615,977	263,385	2,372,074	3,788,362	2,087,392

# California Authority of Racing Fairs

## National Orange Show Distribution of 2% Location Fees from Advance Deposit Wagering (ADW)

2% Location Fees (ADW)		2000	2001	2002	2003	2004	2005	2006	2007	2008	2009	TOTAL
		0	0	92,207	155,447	194,613	240,761	275,599	281,874	264,918	263,587	1,769,005

# California Authority of Racing Fairs

## Cumulative Funding Disbursements to National Orange Show (San Bernardino) SWF 2000-2009

		2000	2001	2002	2003	2004	2005	2006	2007	2008	2009	TOTALS
Infotext Funds		-	-	-	-	-	-	-	-	-	-	-
Equip. Replacement Fund		7,575	35,184	93,574	25,773	13,205	110,729	5,152	13,155	31,674	30,895	366,916
SWF upgrades		-	-	-	-	30,941	-	-	-	-	-	30,941
Total Funding		7,575	35,184	93,574	25,773	44,146	110,729	5,152	13,155	31,674	30,895	397,857

# CALIFORNIA AUTHORITY OF RACING FAIRS COMMISSIONS & PROJECT FUNDING

## SAN MATEO COUNTY FAIR - SAN MATEO

(1) 2% PARI-MUTUEL COMMISSIONS (LOCATION FEES) PAID TO San Mateo County Fair

(2) PROJECT FUNDING PAID THROUGH CARF TO San Mateo County Fair

2000-2009

2000		2001		2002	
(1) 2% Commissions	0	(1) 2% Commissions	0	(1) 2% Commissions	0
(2) Project Funding	0	(2) Project Funding	0	(2) Project Funding	0
<b>TOTAL</b>	<b>0</b>	<b>TOTAL</b>	<b>0</b>	<b>TOTAL</b>	<b>0</b>

2003		2004		2005	
(1) 2% Commissions	0	(1) 2% Commissions	0	(1) 2% Commissions	0
(2) Project Funding	0	(2) Project Funding	0	(2) Project Funding	0
<b>TOTAL</b>	<b>0</b>	<b>TOTAL</b>	<b>0</b>	<b>TOTAL</b>	<b>0</b>

2006		2007		2008	
(1) 2% Commissions	0	(1) 2% Commissions	0	(1) 2% Commissions	638,341
(2) Project Funding	0	(2) Project Funding	50,000	(2) Project Funding	1,684,647
<b>TOTAL</b>	<b>0</b>	<b>TOTAL</b>	<b>50,000</b>	<b>TOTAL</b>	<b>2,322,988</b>

2009		2000-2009	
(1) 2% Commissions	1,848,129	(1) 2% Commissions	2,486,470
(2) Project Funding	0	(2) Project Funding	1,734,647
<b>TOTAL</b>	<b>1,848,129</b>	<b>TOTAL</b>	<b>4,221,117</b>



**\$2,487,000** Pari-Mutuel  
Commissions Paid to  
San Mateo County Fair

**\$1,735,000** Project Funding  
Paid through CARF to  
San Mateo County Fair

NOTE: Does not include \$1.9  
million negotiated through CARF for  
construction of new satellite wagering  
facility (2008).

# California Authority of Racing Fairs

## San Mateo Detailed Distribution Report for Ten Year Comparison

Handle	License Fee	CHRB Support Fee	F&E Fund	City Tax	Equine UC Davis	Workers Comp.	2% Comm. Loc. Fees	N/SCOTW inc. Expense	CMC Promotion	Vanning Stable	PFAB 509	Harness Loc. Fees	Track Comm.	Purses	Owners	Breeders Sires	To Out of State Tracks	Attendance
2000	0	0	0	0	0	0	0	0	0	0	0	0	0	0	0	0	0	0
2001	0	0	0	0	0	0	0	0	0	0	0	0	0	0	0	0	0	0
2002	0	0	0	0	0	0	0	0	0	0	0	0	0	0	0	0	0	0
2003	0	0	0	0	0	0	0	0	0	0	0	0	0	0	0	0	0	0
2004	0	0	0	0	0	0	0	0	0	0	0	0	0	0	0	0	0	0
2005	0	0	0	0	0	0	0	0	0	0	0	0	0	0	0	0	0	0
2006	0	0	0	0	0	0	0	0	0	0	0	0	0	0	0	0	0	0
2007	0	0	0	0	0	0	0	0	0	0	0	0	0	0	0	0	0	0
2008	31,773,809	327,056	0	17,960	104,182	31,774	64,887	631,424	1,163,086	131,058	308,903	0	1,583,958	1,593,054	19,066	166,622	349,321	95,251
2009	83,652,961	510,474	162,241	74,190	275,012	83,654	159,690	1,666,740	3,352,678	344,523	847,848	20,999	4,115,403	4,133,318	50,126	444,695	1,030,256	225,658
TOTAL	115,426,770	837,529	162,241	92,150	379,194	115,428	224,577	2,298,163	4,515,763	475,581	1,156,750	20,999	5,699,361	5,726,373	69,192	611,317	1,379,577	320,909

# California Authority of Racing Fairs

## San Mateo County Fair Distribution of 2% Location Fees from Advance Deposit Wagering (ADW)

2% Location Fees (ADW)									
2000	2001	2002	2003	2004	2005	2006	2007	2008	2009
0	0	0	0	0	0	0	0	6,917	181,389
TOTAL									188,306

# California Authority of Racing Fairs

## Cumulative Funding Disbursements to San Mateo County Fair (San Mateo) SWF 2000-2009

TOTALS									
2000	2001	2002	2003	2004	2005	2006	2007	2008	2009
Infotext Funds	-	-	-	-	-	-	-	-	-
Equip. Replacement Fund	-	-	-	-	-	-	-	2,889	-
SWF upgrades	-	-	-	-	-	-	50,000	1,681,758	-
Total Funding	-	-	-	-	-	-	50,000	1,684,647	-



# CALIFORNIA AUTHORITY OF RACING FAIRS COMMISSIONS & PROJECT FUNDING

## EARL WARREN SHOWGROUNDS - SANTA BARBARA

(1) 2% PARI-MUTUEL COMMISSIONS (LOCATION FEES) PAID TO Earl Warren Showgrounds

(2) PROJECT FUNDING PAID THROUGH CARF TO Earl Warren Showgrounds

2000-2009

2000		2001		2002	
(1) 2% Commissions	204,629	(1) 2% Commissions	228,770	(1) 2% Commissions	260,088
(2) Project Funding	5,203	(2) Project Funding	8,044	(2) Project Funding	3,318
<b>TOTAL</b>	<b>209,832</b>	<b>TOTAL</b>	<b>236,815</b>	<b>TOTAL</b>	<b>263,406</b>

2003		2004		2005	
(1) 2% Commissions	246,062	(1) 2% Commissions	236,379	(1) 2% Commissions	244,311
(2) Project Funding	9,065	(2) Project Funding	19,280	(2) Project Funding	72,937
<b>TOTAL</b>	<b>255,127</b>	<b>TOTAL</b>	<b>255,659</b>	<b>TOTAL</b>	<b>317,248</b>

2006		2007		2008	
(1) 2% Commissions	234,924	(1) 2% Commissions	250,387	(1) 2% Commissions	204,839
(2) Project Funding	389	(2) Project Funding	12,691	(2) Project Funding	6,107
<b>TOTAL</b>	<b>235,312</b>	<b>TOTAL</b>	<b>263,078</b>	<b>TOTAL</b>	<b>210,946</b>

2009		2000-2009	
(1) 2% Commissions	153,963	(1) 2% Commissions	2,264,351
(2) Project Funding	9,268	(2) Project Funding	146,302
<b>TOTAL</b>	<b>163,231</b>	<b>TOTAL</b>	<b>2,410,654</b>



**\$2,265,000** Pari-Mutuel  
Commissions Paid to  
Earl Warren Showgrounds

**\$147,000** Project Funding  
Paid through CARF to  
Earl Warren Showgrounds

NOTE: Earl Warren Showgrounds  
closed its satellite operations in 2009  
and withdrew from CARF.



# California Authority of Racing Fairs

## Santa Barbara Detailed Distribution Report for Ten Year Comparison

	Handle	License Fee	CHRB Support Fee	F&E Fund	City Tax	Equine UC Davis	Workers Comp.	2% Comm.	N/SCOTW inc. Expense	CMC Promotion	Vanning Stable	PFAB 509	Harness Loc. Fees	Track Comm.	Purses	Owners	Breeders Sires	To Out of State Tracks	Attendance
2000	10,306,292	200,020	0	7,236	33,764	10,307	0	204,629	294,235	41,597	53,568	0	0	534,651	527,824	6,707	54,067	78,746	40,960
2001	11,516,272	219,697	0	7,253	37,747	11,517	0	228,770	333,504	46,663	63,508	0	0	594,436	587,761	7,381	60,263	99,740	36,642
2002	12,067,536	231,478	0	6,764	39,541	12,068	0	239,642	346,797	48,756	85,418	0	0	594,428	587,238	7,816	63,274	114,977	36,207
2003	10,443,345	197,449	0	5,747	34,278	10,444	0	207,747	302,833	42,394	98,120	0	0	506,865	500,594	6,696	54,711	102,866	32,565
2004	9,743,000	182,681	0	5,763	31,882	9,744	13,208	193,225	287,106	39,310	92,066	1,101	0	482,461	476,952	6,106	50,387	103,901	30,624
2005	9,864,631	179,908	0	5,228	32,286	9,866	21,630	195,673	292,951	39,295	90,904	0	0	491,117	487,597	6,021	50,130	110,124	29,306
2006	9,130,812	167,889	0	4,589	29,845	9,131	20,677	180,880	262,987	36,935	87,769	0	0	452,745	448,896	5,811	49,115	102,643	28,744
2007	9,860,014	182,367	0	4,935	32,266	9,861	21,148	195,552	287,164	39,934	94,850	0	0	477,943	473,869	6,277	53,640	115,443	27,819
2008	7,250,588	135,577	0	3,548	23,743	7,251	15,862	143,895	209,218	29,343	68,454	0	0	354,688	351,675	4,646	38,896	82,580	24,934
2009	5,219,011	59,540	17,756	5,012	17,049	5,219	10,683	103,328	141,630	20,787	63,047	0	0	263,548	260,414	3,533	28,414	74,096	16,921
TOTAL	95,401,498	1,756,606	17,756	56,075	312,402	95,409	103,208	1,893,341	2,758,426	385,013	797,704	1,101	0	4,752,885	4,702,819	60,993	502,898	985,117	304,722

# California Authority of Racing Fairs

## Earl Warren Showgrounds Distribution of 2% Location Fees from Advance Deposit Wagering (ADW)

2% Location Fees (ADW)		2000	2001	2002	2003	2004	2005	2006	2007	2008	2009	TOTAL
		0	0	20,446	38,315	43,154	48,637	54,044	54,835	60,944	50,635	371,010

# California Authority of Racing Fairs

## Cumulative Funding Disbursements to Earl Warren Showgrounds (Santa Barbara) SWF 2000-2009

		2000	2001	2002	2003	2004	2005	2006	2007	2008	2009	TOTALS
Infotext Funds		-	-	-	-	-	-	-	-	-	-	-
Equip. Replacement Fund		5,203	8,044	3,318	9,065	17,300	66,087	389	12,691	6,107	6,768	134,972
SWF upgrades		-	-	-	-	1,980	6,850	-	-	-	2,500	11,330
Total Funding		5,203	8,044	3,318	9,065	19,280	72,937	389	12,691	6,107	9,268	146,302

# CALIFORNIA AUTHORITY OF RACING FAIRS COMMISSIONS & PROJECT FUNDING

## SANTA BARBARA COUNTY FAIR - SANTA MARIA

(1) 2% PARI-MUTUEL COMMISSIONS (LOCATION FEES) PAID TO Santa Barbara County Fair

(2) PROJECT FUNDING PAID THROUGH CARF TO Santa Barbara County Fair

2000-2009

2000		2001		2002	
(1) 2% Commissions	226,618	(1) 2% Commissions	190,994	(1) 2% Commissions	208,751
(2) Project Funding	50,679	(2) Project Funding	257,486	(2) Project Funding	814
<b>TOTAL</b>	<b>277,298</b>	<b>TOTAL</b>	<b>448,480</b>	<b>TOTAL</b>	<b>209,564</b>

2003		2004		2005	
(1) 2% Commissions	226,149	(1) 2% Commissions	223,662	(1) 2% Commissions	218,038
(2) Project Funding	4,050	(2) Project Funding	80,063	(2) Project Funding	11,617
<b>TOTAL</b>	<b>230,199</b>	<b>TOTAL</b>	<b>303,725</b>	<b>TOTAL</b>	<b>229,655</b>

2006		2007		2008	
(1) 2% Commissions	208,417	(1) 2% Commissions	200,250	(1) 2% Commissions	177,184
(2) Project Funding	779	(2) Project Funding	10,840	(2) Project Funding	0
<b>TOTAL</b>	<b>209,196</b>	<b>TOTAL</b>	<b>211,090</b>	<b>TOTAL</b>	<b>177,184</b>

2009		2000-2009		<b>\$2,031,000</b> <b>Pari-Mutuel</b> <b>Comissions Paid to</b> <b>Santa Barbara County Fair</b>
(1) 2% Commissions	150,716	(1) 2% Commissions	2,030,779	
(2) Project Funding	9,978	(2) Project Funding	426,306	
<b>TOTAL</b>	<b>160,694</b>	<b>TOTAL</b>	<b>2,457,084</b>	<b>\$427,000</b> <b>Project Funding</b> <b>Paid through CARF to</b> <b>Santa Barbara County Fair</b>



# California Authority of Racing Fairs

# Santa Maria Detailed Distribution Report for Ten Year Comparison

	Handle	License Fee	CHRB Support Fee	F&E Fund	City Tax	Equine UC Davis	Workers Comp.	2% Comm. Loc. Fees	N/SCOTW inc. Expense	CMC Promotion	Vanning Stable	PFAB 509	Harness Loc. Fees	Track Comm.	Purses	Owners	Breeders Sires	To Out of State Tracks	Attendance
2000	11,379,354	222,913	0	8,902	37,392	11,380	0	226,618	323,911	46,109	59,090	0	0	580,773	573,332	7,395	59,885	76,550	38,283
2001	9,606,259	183,511	0	6,599	31,514	9,607	0	190,994	280,224	39,061	52,405	0	0	487,409	482,051	6,091	50,204	75,134	35,611
2002	9,561,973	182,848	0	5,750	31,264	9,563	0	189,477	277,132	38,732	66,455	0	0	478,202	472,950	6,056	49,839	77,545	34,939
2003	9,852,282	188,406	0	6,129	32,329	9,853	0	195,934	286,373	40,039	91,698	0	0	483,187	477,384	6,277	51,545	81,094	33,267
2004	9,237,573	174,335	0	5,559	30,192	9,238	12,950	182,982	268,713	37,207	87,322	620	0	459,517	454,226	5,787	47,771	88,767	30,916
2005	8,671,318	159,549	0	4,882	28,342	8,672	18,749	171,770	256,278	34,631	79,990	0	0	428,739	425,807	5,300	44,179	88,880	28,437
2006	8,122,857	148,979	0	4,318	26,548	8,124	17,466	160,898	240,202	33,055	75,951	0	0	392,736	389,928	5,028	44,074	81,379	26,678
2007	7,645,182	141,152	0	4,152	24,983	7,646	15,769	151,410	225,977	31,066	71,872	0	0	365,779	363,154	4,760	41,206	79,869	27,006
2008	6,553,304	123,112	0	4,159	21,493	6,554	13,502	130,259	189,026	26,536	62,271	0	0	315,202	312,422	4,224	35,015	66,994	22,646
2009	5,294,805	58,734	19,750	5,080	17,328	5,295	11,052	105,020	138,753	21,017	65,360	105	0	266,354	262,800	3,662	28,969	61,973	15,125
TOTAL	85,924,906	1,583,538	19,750	55,530	281,386	85,933	89,486	1,705,361	2,486,589	347,454	712,415	725	0	4,237,900	4,214,054	54,580	452,688	778,184	292,908

# California Authority of Racing Fairs

# Santa Barbara County Fair Distribution of 2% Location Fees from Advance Deposit Wagering (ADW)

	2000	2001	2002	2003	2004	2005	2006	2007	2008	2009	TOTAL
2% Location Fees (ADW)	0	0	19,274	30,215	40,680	46,268	47,520	48,840	46,925	45,696	325,418

# California Authority of Racing Fairs

# Cumulative Funding Disbursements to Santa Barbara County Fair (Santa Maria) SWF 2000-2009

	2000	2001	2002	2003	2004	2005	2006	2007	2008	2009	TOTALS
<b>Infotext Funds</b>	-	-	-	-	-	-	-	-	-	-	-
<b>Equip. Replacement Fund</b>	45,299	7,084	814	4,050	48,267	11,617	779	10,840	-	9,978	138,727
<b>SWF upgrades</b>	5,380	250,402	-	-	31,796	-	-	-	-	-	287,578
<b>Total Funding</b>	50,679	257,486	814	4,050	80,063	11,617	779	10,840	-	9,978	426,306

# CALIFORNIA AUTHORITY OF RACING FAIRS

## COMMISSIONS & PROJECT FUNDING

### SONOMA COUNTY FAIR - SANTA ROSA

(1) 2% PARI-MUTUEL COMMISSIONS (LOCATION FEES) PAID TO Sonoma County Fair

(2) PROJECT FUNDING PAID THROUGH CARF TO Sonoma County Fair

2000-2009

2000		2001		2002	
(1) 2% Commissions	450,316	(1) 2% Commissions	480,340	(1) 2% Commissions	492,139
(2) Project Funding	11,452	(2) Project Funding	47,718	(2) Project Funding	13,430
<b>TOTAL</b>	<b>461,768</b>	<b>TOTAL</b>	<b>528,058</b>	<b>TOTAL</b>	<b>505,569</b>

2003		2004		2005	
(1) 2% Commissions	484,910	(1) 2% Commissions	472,484	(1) 2% Commissions	498,009
(2) Project Funding	54,058	(2) Project Funding	34,628	(2) Project Funding	100,912
<b>TOTAL</b>	<b>538,968</b>	<b>TOTAL</b>	<b>507,111</b>	<b>TOTAL</b>	<b>598,921</b>

2006		2007		2008	
(1) 2% Commissions	499,266	(1) 2% Commissions	449,165	(1) 2% Commissions	374,562
(2) Project Funding	135,964	(2) Project Funding	30,308	(2) Project Funding	13,409
<b>TOTAL</b>	<b>635,230</b>	<b>TOTAL</b>	<b>479,472</b>	<b>TOTAL</b>	<b>387,971</b>

2009		2000-2009		<b>\$4,525,000</b> <b>Pari-Mutuel</b> <b>Comissions Paid to</b> <b>Sonoma County Fair</b>
(1) 2% Commissions	323,362	(1) 2% Commissions	4,524,552	
(2) Project Funding	4,910	(2) Project Funding	446,789	
<b>TOTAL</b>	<b>328,272</b>	<b>TOTAL</b>	<b>4,971,341</b>	<b>\$447,000</b> <b>Project Funding</b> <b>Paid through CARF to</b> <b>Sonoma County Fair</b>



# California Authority of Racing Fairs

## Santa Rosa Detailed Distribution Report for Ten Year Comparison

	Handle	License Fee	CHRB Support Fee	F&E Fund	City Tax	Equine UC Davis	Workers Comp.	2% Comm.	N/SCOTW inc. Expense	CMC Promotion	Vanning Stable	PFAB 509	Harness Loc. Fees	Track Comm.	Purses	Owners	Breeders Sires	To Out of State Tracks	Attendance
2000	22,646,727	240,297	0	18,480	74,302	22,648	0	450,316	832,444	93,838	131,211	0	0	1,180,181	1,182,853	13,383	113,847	176,218	110,459
2001	24,187,576	252,880	0	18,481	79,256	24,188	0	480,340	912,476	100,530	136,900	0	0	1,231,850	1,237,101	13,915	120,781	202,849	111,562
2002	23,248,132	242,442	0	15,940	76,118	23,249	0	461,319	879,175	96,643	135,533	0	0	1,183,736	1,189,353	13,287	115,778	206,091	103,592
2003	21,662,550	227,250	0	14,577	71,061	21,663	0	430,672	808,008	90,127	162,949	0	0	1,087,333	1,090,706	12,452	108,380	190,814	95,808
2004	20,559,067	213,984	0	13,923	67,180	20,560	26,253	407,153	762,919	84,310	156,165	7,870	0	1,034,416	1,038,380	11,793	101,733	211,654	92,851
2005	20,972,005	222,104	0	11,683	68,534	20,973	42,343	415,360	746,004	84,925	159,040	4,677	0	1,056,653	1,065,335	11,954	103,317	232,395	88,937
2006	20,506,357	213,486	0	11,572	67,013	20,507	41,097	406,139	734,061	84,694	169,511	0	0	1,013,456	1,021,337	11,910	109,600	227,814	85,410
2007	17,422,598	183,421	0	8,826	56,821	17,423	36,414	344,369	601,663	71,705	165,469	0	0	875,980	881,048	10,156	92,994	202,215	76,744
2008	14,388,964	155,592	0	6,822	47,030	14,389	29,357	285,032	513,103	59,077	140,207	0	0	706,880	711,114	8,620	75,962	165,902	71,845
2009	12,059,592	78,512	21,973	9,880	39,323	12,060	23,055	238,318	460,449	49,274	121,157	2,676	0	583,112	585,991	7,144	64,154	156,346	62,627
TOTAL	197,653,568	2,029,967	21,973	130,183	646,639	197,663	198,520	3,919,018	7,250,301	815,123	1,478,143	15,223	0	9,953,598	10,003,220	114,612	1,006,545	1,972,299	899,835

# California Authority of Racing Fairs

## Sonoma County Fair Distribution of 2% Location Fees from Advance Deposit Wagering (ADW)

2% Location Fees (ADW)									
2000	2001	2002	2003	2004	2005	2006	2007	2008	2009
0	0	30,820	54,238	65,331	82,649	93,128	104,795	89,531	85,044
TOTAL									605,535

# California Authority of Racing Fairs

## Cumulative Funding Disbursements to Sonoma County Fair (Santa Rosa) SWF 2000-2009

TOTALS									
2000	2001	2002	2003	2004	2005	2006	2007	2008	2009
Infotext Funds	-	-	-	-	-	26,689	754	691	-
Equip. Replacement Fund	11,452	10,718	13,430	54,058	100,912	10,286	29,554	12,717	4,910
SWF upgrades	-	37,000	-	-	-	98,989	-	-	-
Total Funding	11,452	47,718	13,430	54,058	100,912	135,964	30,308	13,409	4,910

# CALIFORNIA AUTHORITY OF RACING FAIRS COMMISSIONS & PROJECT FUNDING

## RIVERSIDE COUNTY FAIR - SHALIMAR/INDIO

(1) 2% PARI-MUTUEL COMMISSIONS (LOCATION FEES) PAID TO Riverside County Fair

(2) PROJECT FUNDING PAID THROUGH CARF TO Riverside County Fair

2000-2009

2000		2001		2002	
(1) 2% Commissions	243,486	(1) 2% Commissions	225,367	(1) 2% Commissions	200,651
(2) Project Funding	54,668	(2) Project Funding	1,100	(2) Project Funding	6,814
<b>TOTAL</b>	<b>298,155</b>	<b>TOTAL</b>	<b>226,467</b>	<b>TOTAL</b>	<b>207,464</b>

2003		2004		2005	
(1) 2% Commissions	186,094	(1) 2% Commissions	213,447	(1) 2% Commissions	204,918
(2) Project Funding	9,273	(2) Project Funding	5,944	(2) Project Funding	58,634
<b>TOTAL</b>	<b>195,366</b>	<b>TOTAL</b>	<b>219,391</b>	<b>TOTAL</b>	<b>263,551</b>

2006		2007		2008	
(1) 2% Commissions	224,709	(1) 2% Commissions	254,383	(1) 2% Commissions	213,029
(2) Project Funding	2,367	(2) Project Funding	5,047	(2) Project Funding	4,038
<b>TOTAL</b>	<b>227,075</b>	<b>TOTAL</b>	<b>259,430</b>	<b>TOTAL</b>	<b>217,067</b>

2009		2000-2009		<b>\$2,151,000</b> <b>Pari-Mutuel</b> <b>Comissions Paid to</b> <b>Riverside County Fair</b>
(1) 2% Commissions	184,608	(1) 2% Commissions	2,150,692	
(2) Project Funding	32,985	(2) Project Funding	180,869	
<b>TOTAL</b>	<b>217,593</b>	<b>TOTAL</b>	<b>2,331,560</b>	<b>\$181,000</b> <b>Project Funding</b> <b>Paid through CARF to</b> <b>Riverside County Fair</b>



# California Authority of Racing Fairs

## Shalimar/Indio Detailed Distribution Report for Ten Year Comparison

Handle	License Fee	CHRB Support Fee	F&E Fund	City Tax	Equine UC Davis	Workers Comp.	2% Comm. Loc. Fees	N/SCOTW inc. Expense	CMC Promotion	Vanning Stable	PFAB 509	Harness Loc. Fees	Track Comm.	Purses	Owners	Breeders Sires	To Out of State Tracks	Attendance
2000	12,253,286	234,029	0	7,391	40,175	12,255	0	243,486	362,684	49,952	61,207	0	632,212	624,204	7,657	63,774	81,259	42,357
2001	11,358,580	214,142	0	6,531	37,185	11,360	0	225,367	339,187	46,396	59,986	0	582,300	576,062	6,973	58,862	83,642	40,324
2002	9,353,597	178,244	0	4,489	30,563	9,355	0	185,232	273,229	38,011	63,700	0	472,320	467,367	5,816	48,573	71,927	39,221
2003	7,876,618	149,049	0	3,862	25,805	7,878	0	156,392	233,132	32,111	71,558	0	385,980	381,535	4,903	40,953	61,198	39,767
2004	9,154,110	174,308	0	4,329	29,849	9,155	12,174	180,904	265,460	36,798	86,597	1,000	445,120	440,034	5,738	47,288	85,376	43,287
2005	8,078,958	152,038	0	3,615	26,295	8,080	18,897	159,366	233,566	32,218	75,949	478	397,198	394,168	5,033	41,423	81,676	40,833
2006	9,155,394	173,699	0	4,396	29,807	9,156	22,279	180,647	260,830	36,795	88,651	0	448,526	444,468	5,868	48,716	92,064	41,598
2007	10,098,170	192,118	0	4,357	32,924	10,099	25,548	199,537	283,785	40,581	98,573	0	507,815	503,338	6,524	53,696	103,635	38,235
2008	7,625,050	147,238	0	3,494	24,984	7,626	19,294	151,416	212,561	30,696	74,256	0	382,193	378,546	5,015	40,642	72,151	31,340
2009	6,624,910	80,818	19,783	5,013	21,671	6,625	15,411	131,340	183,665	26,588	78,043	44	340,473	337,066	4,373	35,965	76,304	28,577
TOTAL	91,578,672	1,695,683	19,783	47,476	299,258	91,589	113,603	1,813,687	2,648,099	370,145	758,520	1,522	4,594,139	4,546,788	57,898	479,891	809,254	385,539

# California Authority of Racing Fairs

## Riverside County Fair Distribution of 2% Location Fees from Advance Deposit Wagering (ADW)

2% Location Fees (ADW)		2000	2001	2002	2003	2004	2005	2006	2007	2008	2009	TOTAL
		0	0	15,419	29,702	32,544	45,552	44,062	54,845	61,613	53,267	337,005

# California Authority of Racing Fairs

## Cumulative Funding Disbursements to Riverside County Fair (Shalimar/Indio) SWF 2000-2009

		2000	2001	2002	2003	2004	2005	2006	2007	2008	2009	TOTALS
Infotext Funds		12,986	-	-	-	-	-	-	-	-	-	12,986
Equip. Replacement Fund		41,682	1,100	6,814	9,273	3,376	58,634	2,367	5,047	4,038	27,985	160,315
SWF upgrades		-	-	-	-	2,568	-	-	-	-	5,000	7,568
Total Funding		54,668	1,100	6,814	9,273	5,944	58,634	2,367	5,047	4,038	32,985	180,869



# CALIFORNIA AUTHORITY OF RACING FAIRS COMMISSIONS & PROJECT FUNDING

## SAN JOAQUIN COUNTY FAIR - STOCKTON

(1) 2% PARI-MUTUEL COMMISSIONS (LOCATION FEES) PAID TO San Joaquin County Fair

(2) PROJECT FUNDING PAID THROUGH CARF TO San Joaquin County Fair

2000-2009

2000		2001		2002	
(1) 2% Commissions	626,984	(1) 2% Commissions	661,638	(1) 2% Commissions	711,714
(2) Project Funding	96,824	(2) Project Funding	1,990	(2) Project Funding	47,912
<b>TOTAL</b>	<b>723,808</b>	<b>TOTAL</b>	<b>663,628</b>	<b>TOTAL</b>	<b>759,626</b>

2003		2004		2005	
(1) 2% Commissions	725,726	(1) 2% Commissions	707,292	(1) 2% Commissions	734,409
(2) Project Funding	90,813	(2) Project Funding	5,618	(2) Project Funding	70,446
<b>TOTAL</b>	<b>816,540</b>	<b>TOTAL</b>	<b>712,910</b>	<b>TOTAL</b>	<b>804,855</b>

2006		2007		2008	
(1) 2% Commissions	716,048	(1) 2% Commissions	684,041	(1) 2% Commissions	622,499
(2) Project Funding	10,082	(2) Project Funding	9,830	(2) Project Funding	4,355
<b>TOTAL</b>	<b>726,130</b>	<b>TOTAL</b>	<b>693,871</b>	<b>TOTAL</b>	<b>626,854</b>

2009		2000-2009		<b>\$6,734,000</b> <b>Pari-Mutuel</b> <b>Comissions Paid to</b> <b>San Joaquin County Fair</b>
(1) 2% Commissions	543,181	(1) 2% Commissions	6,733,531	
(2) Project Funding	0	(2) Project Funding	337,872	
<b>TOTAL</b>	<b>543,181</b>	<b>TOTAL</b>	<b>7,071,403</b>	<b>\$338,000</b> <b>Project Funding</b> <b>Paid through CARF to</b> <b>San Joaquin County Fair</b>





# California Authority of Racing Fairs

## Stockton Detailed Distribution Report for Ten Year Comparison

	Handle	License Fee	CHRB Support Fee	F&E Fund	City Tax	Equine UC Davis	Workers Comp.	2% Comm. Loc. Fees	N/SCOTW inc. Expense	CMC Promotion	Vanning Stable	PFAB 509	Harness Loc. Fees	Track Comm.	Purses	Owners	Breeders Sires	To Out of State Tracks	Attendance
2000	31,468,061	324,788	0	27,699	103,453	31,469	0	626,984	1,209,275	131,334	177,905	0	0	1,647,193	1,646,654	18,221	157,128	247,633	142,623
2001	33,225,183	336,409	0	26,057	109,170	33,226	0	661,638	1,305,523	139,521	181,235	0	0	1,718,290	1,721,188	18,507	164,715	281,508	139,479
2002	33,468,407	340,328	0	24,185	109,871	33,470	0	665,885	1,302,361	140,100	191,115	0	0	1,715,138	1,718,493	18,799	166,069	302,216	143,939
2003	32,503,776	330,823	0	24,596	106,870	32,505	0	647,697	1,266,226	136,044	240,589	0	0	1,634,896	1,637,090	18,408	161,708	294,288	140,836
2004	30,679,101	312,072	0	21,091	100,674	30,680	38,078	610,148	1,176,650	126,996	225,561	12,614	0	1,549,180	1,552,925	17,058	150,993	307,785	132,381
2005	30,801,909	312,149	0	18,132	101,020	30,803	61,754	612,243	1,164,316	126,716	218,704	5,995	0	1,578,860	1,594,513	16,489	149,801	325,879	128,905
2006	29,167,763	289,090	0	16,916	95,665	29,169	59,404	579,787	1,105,815	122,422	227,502	0	0	1,490,180	1,503,386	15,953	156,801	309,598	121,768
2007	26,979,894	273,372	0	14,574	88,440	26,981	55,732	536,000	998,493	112,944	242,156	0	0	1,370,770	1,381,232	14,919	145,329	296,706	114,361
2008	24,370,467	254,810	0	13,215	80,020	24,371	49,334	484,972	910,872	101,430	228,026	0	0	1,209,912	1,219,010	14,072	129,071	274,706	101,817
2009	20,109,643	117,017	38,325	18,138	65,999	20,110	39,850	399,994	819,254	83,697	191,505	4,639	0	995,786	1,002,367	11,339	106,758	243,703	90,003
TOTAL	292,774,203	2,890,857	38,325	204,603	961,183	292,784	304,153	5,825,349	11,258,783	1,221,204	2,124,299	23,248	0	14,910,205	14,976,859	163,766	1,488,371	2,884,021	1,256,112

# California Authority of Racing Fairs

## San Joaquin County Fair Distribution of 2% Location Fees from Advance Deposit Wagering (ADW)

2% Location Fees (ADW)									
2000	2001	2002	2003	2004	2005	2006	2007	2008	2009
0	0	45,829	78,029	97,144	122,166	136,261	148,040	137,527	143,186
TOTAL									908,182

# California Authority of Racing Fairs

## Cumulative Funding Disbursements to San Joaquin County Fair (Stockton) SWF 2000-2009

TOTALS									
2000	2001	2002	2003	2004	2005	2006	2007	2008	2009
Infotext Funds	23,076	-	-	-	-	-	-	-	-
Equip. Replacement Fund	998	1,990	47,912	90,813	5,618	6,782	9,830	4,355	-
SWF upgrades	72,750	-	-	-	59,121	3,300	-	-	-
Total Funding	96,824	1,990	47,912	90,813	70,446	10,082	9,830	4,355	-

# CALIFORNIA AUTHORITY OF RACING FAIRS COMMISSIONS & PROJECT FUNDING

## TULARE COUNTY FAIR - TULARE

(1) 2% PARI-MUTUEL COMMISSIONS (LOCATION FEES) PAID TO Tulare County Fair

(2) PROJECT FUNDING PAID THROUGH CARF TO Tulare County Fair

2000-2009

2000		2001		2002	
(1) 2% Commissions	106,471	(1) 2% Commissions	103,233	(1) 2% Commissions	119,332
(2) Project Funding	0	(2) Project Funding	3,515	(2) Project Funding	0
<b>TOTAL</b>	<b>106,471</b>	<b>TOTAL</b>	<b>106,748</b>	<b>TOTAL</b>	<b>119,332</b>

2003		2004		2005	
(1) 2% Commissions	116,733	(1) 2% Commissions	122,194	(1) 2% Commissions	128,161
(2) Project Funding	243,151	(2) Project Funding	32,511	(2) Project Funding	5,645
<b>TOTAL</b>	<b>359,884</b>	<b>TOTAL</b>	<b>154,704</b>	<b>TOTAL</b>	<b>133,805</b>

2006		2007		2008	
(1) 2% Commissions	126,485	(1) 2% Commissions	115,938	(1) 2% Commissions	97,761
(2) Project Funding	0	(2) Project Funding	271	(2) Project Funding	9,167
<b>TOTAL</b>	<b>126,485</b>	<b>TOTAL</b>	<b>116,209</b>	<b>TOTAL</b>	<b>106,928</b>

2009		2000-2009		<b>\$1,126,000</b> <b>Pari-Mutuel</b> <b>Comissions Paid to</b> <b>Tulare County Fair</b>
(1) 2% Commissions	89,070	(1) 2% Commissions	1,125,378	
(2) Project Funding	1,854	(2) Project Funding	296,113	
<b>TOTAL</b>	<b>90,924</b>	<b>TOTAL</b>	<b>1,421,491</b>	<b>\$297,000</b> <b>Project Funding</b> <b>Paid through CARF to</b> <b>Tulare County Fair</b>



# California Authority of Racing Fairs

## Tulare Detailed Distribution Report for Ten Year Comparison

	Handle	License Fee	CHRB Support Fee	F&E Fund	City Tax	Equine UC Davis	Workers Comp.	N/SCOTW		CMC Promotion	Vanning Stable	PFAB 509	Harness Loc. Fees	Track Comm.	Purses	Owners	Breeders Sires	To Out of State Tracks	Attendance
								2% Comm.	inc. Expense										
2000	5,363,494	59,621	0	4,565	17,568	5,365	0	106,471	186,360	21,647	34,798	0	0	271,454	271,231	3,545	27,514	43,725	30,666
2001	5,204,908	57,229	0	4,379	17,034	5,206	0	103,233	183,533	21,012	33,583	0	0	263,776	263,288	3,418	26,621	46,422	30,436
2002	5,648,914	61,721	0	4,392	18,481	5,650	0	112,009	200,595	22,745	38,152	0	0	279,264	279,215	3,742	28,854	57,084	30,157
2003	5,219,270	57,725	0	3,940	17,113	5,220	0	103,713	182,012	21,055	45,291	0	0	254,066	253,763	3,462	26,793	53,611	28,065
2004	5,391,530	59,595	0	4,113	17,601	5,392	6,352	106,672	185,949	21,503	46,906	701	0	261,454	261,315	3,532	27,403	59,899	27,769
2005	5,400,896	60,772	0	3,493	17,626	5,402	10,092	106,822	175,727	21,132	46,701	4	0	265,243	265,420	3,513	27,214	64,368	26,015
2006	5,195,254	57,199	0	3,511	16,960	5,196	9,670	102,790	174,427	20,837	48,814	0	0	250,515	250,533	3,438	27,263	64,023	24,051
2007	4,536,042	49,976	0	3,214	14,806	4,537	8,432	89,734	154,133	18,197	48,724	0	0	214,621	214,148	3,000	23,713	57,215	22,159
2008	3,789,641	43,088	0	2,313	12,383	3,790	6,612	75,045	130,397	15,165	41,386	0	0	177,139	176,685	2,540	19,660	47,615	18,812
2009	3,384,271	23,226	6,796	3,320	11,058	3,385	5,569	67,015	123,661	13,452	39,526	108	0	154,704	154,030	2,324	17,667	45,719	14,172
TOTAL	49,134,217	530,152	6,796	37,240	160,630	49,142	46,726	973,504	1,696,795	196,743	423,880	813	0	2,392,236	2,389,628	32,516	252,702	539,682	252,302

# California Authority of Racing Fairs

## Tulare County Fair Distribution of 2% Location Fees from Advance Deposit Wagering (ADW)

2% Location Fees (ADW)	2000		2001		2002		2003		2004		2005		2006		2007		2008		2009		TOTAL	
	0	0	0	0	7,323	13,020	13,020	15,522	21,338	21,338	23,695	26,204	22,716	22,055	151,874							

# California Authority of Racing Fairs

## Cumulative Funding Disbursements to Tulare County Fair (Tulare) SWF 2000-2009

	2000		2001		2002		2003		2004		2005		2006		2007		2008		2009		TOTALS	
	-	-	-	-	-	-	-	-	-	-	-	-	-	-	-	-	-	-	-	-	-	-
Infotext Funds	-	-	-	-	-	-	-	-	-	-	-	-	-	-	-	-	-	-	-	-	-	-
Equip. Replacement Fund	-	-	3,515	3,515	-	-	33,200	-	-	-	-	-	-	-	-	-	8,431	-	1,854	46,999		
SWF upgrades	-	-	-	-	-	-	209,951	32,511	32,511	5,645	-	271	-	-	-	-	736	-	-	249,113		
Total Funding	-	-	3,515	3,515	-	-	243,151	32,511	32,511	5,645	-	271	-	-	-	-	9,167	-	1,854	296,113		

# CALIFORNIA AUTHORITY OF RACING FAIRS

## COMMISSIONS & PROJECT FUNDING

### STANISLAUS COUNTY FAIR - TURLOCK

(1) 2% PARI-MUTUEL COMMISSIONS (LOCATION FEES) PAID TO Stanislaus County Fair

(2) PROJECT FUNDING PAID THROUGH CARF TO Stanislaus County Fair

2000-2009

2000		2001		2002	
(1) 2% Commissions	211,561	(1) 2% Commissions	212,636	(1) 2% Commissions	222,783
(2) Project Funding	37,501	(2) Project Funding	114,318	(2) Project Funding	5,008
<b>TOTAL</b>	<b>249,062</b>	<b>TOTAL</b>	<b>326,954</b>	<b>TOTAL</b>	<b>227,791</b>
2003		2004		2005	
(1) 2% Commissions	230,522	(1) 2% Commissions	227,592	(1) 2% Commissions	258,093
(2) Project Funding	87,321	(2) Project Funding	93,401	(2) Project Funding	32,139
<b>TOTAL</b>	<b>317,843</b>	<b>TOTAL</b>	<b>320,992</b>	<b>TOTAL</b>	<b>290,232</b>
2006		2007		2008	
(1) 2% Commissions	255,370	(1) 2% Commissions	254,033	(1) 2% Commissions	240,722
(2) Project Funding	4,288	(2) Project Funding	18,749	(2) Project Funding	5,506
<b>TOTAL</b>	<b>259,658</b>	<b>TOTAL</b>	<b>272,781</b>	<b>TOTAL</b>	<b>246,228</b>
2009		2000-2009		<div> <b>\$2,334,000</b> Pari-Mutuel Comissions Paid to Stanislaus County Fair </div> <div> <b>\$411,000</b> Project Funding Paid through CARF to Stanislaus County Fair </div>	
(1) 2% Commissions	220,458	(1) 2% Commissions	2,333,768		
(2) Project Funding	12,095	(2) Project Funding	410,326		
<b>TOTAL</b>	<b>232,554</b>	<b>TOTAL</b>	<b>2,744,094</b>		



# California Authority of Racing Fairs

## Turlock Detailed Distribution Report for Ten Year Comparison

	Handle	License Fee	CHRB Support Fee	F&E Fund	City Tax	Equine UC Davis	Workers Comp.	2% Comm.		N/SCOTW inc. Expense	CMC Promotion	Vanning Stable	PFAB 509	Harness Loc. Fees	Track Comm.	Purses	Owners	Breeders Sires	To Out of State Tracks	Attendance
								Loc. Fees												
2000	10,639,611	119,778	0	10,926	34,908	10,640	0	211,561	367,283	42,742	71,044	0	544,771	545,577	7,296	54,897	88,410	51,611		
2001	10,702,076	120,294	0	10,253	35,085	10,703	0	212,636	369,495	42,848	72,178	0	540,751	541,166	7,369	55,283	98,625	47,107		
2002	10,490,153	119,144	0	9,282	34,367	10,491	0	208,288	358,722	41,900	74,133	0	527,235	527,895	7,281	54,190	101,645	45,279		
2003	10,367,729	116,729	0	9,284	34,021	10,368	0	206,185	352,296	41,429	94,037	0	513,350	513,498	7,217	53,732	105,085	42,923		
2004	9,927,460	113,579	0	7,647	32,483	9,929	11,449	196,866	326,459	39,153	90,427	118	501,277	500,851	6,857	51,049	117,026	40,350		
2005	11,018,295	122,856	0	8,540	36,062	11,019	20,112	218,561	360,949	42,642	96,819	27	567,502	567,190	7,319	55,313	138,981	40,284		
2006	10,448,528	116,965	0	6,912	34,214	10,449	19,165	207,354	337,635	41,678	102,419	0	529,866	528,509	7,206	54,643	138,773	38,519		
2007	10,139,943	114,677	0	6,205	33,178	10,140	18,545	201,078	328,177	40,482	112,567	0	506,711	504,785	6,941	52,936	138,818	36,660		
2008	9,546,126	109,659	0	5,567	31,273	9,546	17,498	189,529	321,512	38,111	106,701	0	472,148	470,456	6,582	49,757	128,196	33,904		
2009	8,312,838	54,271	17,481	8,397	27,209	8,313	13,787	164,900	309,763	33,133	96,763	324	402,507	402,507	5,727	43,398	122,814	28,876		
TOTAL	101,592,757	1,107,954	17,481	83,012	332,799	101,599	100,555	2,016,957	3,432,292	404,118	917,087	468	5,107,852	5,102,433	69,796	525,197	1,178,372	405,513		

# California Authority of Racing Fairs

## Stanislaus County Fair Distribution of 2% Location Fees from Advance Deposit Wagering (ADW)

2% Location Fees (ADW)	TOTAL									
	2000	2001	2002	2003	2004	2005	2006	2007	2008	2009
	0	0	14,495	24,337	30,726	39,532	48,016	52,954	51,193	55,558

# California Authority of Racing Fairs

## Cumulative Funding Disbursements to Stanislaus County Fair (Turlock) SWF 2000-2009

	TOTALS									
	2000	2001	2002	2003	2004	2005	2006	2007	2008	2009
Infotext Funds	-	-	-	-	-	-	-	-	-	-
Equip. Replacement Fund	10,661	8,517	5,008	87,321	84,158	8,528	4,288	18,749	5,506	12,095
SWF upgrades	26,840	105,801	-	-	9,242	23,611	-	-	-	-
Total Funding	37,501	114,318	5,008	87,321	93,401	32,139	4,288	18,749	5,506	12,095

# CALIFORNIA AUTHORITY OF RACING FAIRS COMMISSIONS & PROJECT FUNDING

## SOLANO COUNTY FAIR - VALLEJO

(1) 2% PARI-MUTUEL COMMISSIONS (LOCATION FEES) PAID TO Solano County Fair

(2) PROJECT FUNDING PAID THROUGH CARF TO Solano County Fair

2000-2009

2000		2001		2002	
(1) 2% Commissions	544,831	(1) 2% Commissions	564,080	(1) 2% Commissions	573,984
(2) Project Funding	75,993	(2) Project Funding	2,871	(2) Project Funding	225
<b>TOTAL</b>	<b>620,824</b>	<b>TOTAL</b>	<b>566,951</b>	<b>TOTAL</b>	<b>574,209</b>

2003		2004		2005	
(1) 2% Commissions	595,674	(1) 2% Commissions	600,225	(1) 2% Commissions	604,033
(2) Project Funding	1,669	(2) Project Funding	67,983	(2) Project Funding	2,294
<b>TOTAL</b>	<b>597,343</b>	<b>TOTAL</b>	<b>668,208</b>	<b>TOTAL</b>	<b>606,328</b>

2006		2007		2008	
(1) 2% Commissions	589,282	(1) 2% Commissions	565,867	(1) 2% Commissions	504,037
(2) Project Funding	567	(2) Project Funding	544	(2) Project Funding	437
<b>TOTAL</b>	<b>589,850</b>	<b>TOTAL</b>	<b>566,411</b>	<b>TOTAL</b>	<b>504,474</b>

2009		2000-2009		<b>\$5,609,000</b> <b>Pari-Mutuel</b> <b>Comissions Paid to</b> <b>Solano County Fair</b>
(1) 2% Commissions	466,777	(1) 2% Commissions	5,608,790	
(2) Project Funding	23,287	(2) Project Funding	175,871	
<b>TOTAL</b>	<b>490,064</b>	<b>TOTAL</b>	<b>5,784,661</b>	<b>\$176,000</b> <b>Project Funding</b> <b>Paid through CARF to</b> <b>Solano County Fair</b>



# California Authority of Racing Fairs

## Vallejo Detailed Distribution Report for Ten Year Comparison

	Handle	License Fee	CHRB Support Fee	F&E Fund	City Tax	Equine UC Davis	Workers Comp.	2% Comm. Loc. Fees	N/SCOTW inc. Expense	CMC Promotion	Vanning Stable	PFAB 509	Harness Loc. Fees	Track Comm.	Purses	Owners	Breeders Sires	To Out of State Tracks	Attendance
2000	27,336,943	281,518	0	20,964	89,897	27,338	0	544,831	1,038,288	114,118	154,651	0	0	1,432,286	1,432,203	15,806	136,730	227,662	106,070
2001	28,315,686	283,467	0	19,045	93,074	28,317	0	564,080	1,106,205	119,410	151,288	0	0	1,479,870	1,482,651	15,440	140,192	249,706	116,782
2002	26,936,950	272,492	0	16,100	88,467	26,938	0	536,160	1,038,650	113,291	150,926	0	0	1,408,312	1,411,360	14,771	133,546	242,512	119,142
2003	26,732,786	269,394	0	15,967	87,913	26,734	0	532,806	1,036,468	112,647	191,106	0	0	1,372,835	1,375,075	14,585	132,609	243,967	115,782
2004	26,140,596	262,808	0	14,585	85,808	26,142	32,296	520,048	1,008,697	108,932	186,639	12,330	0	1,345,558	1,347,799	14,074	128,276	264,217	112,859
2005	25,080,669	251,431	0	12,336	82,301	25,082	52,147	498,798	948,120	103,721	174,063	8,828	0	1,317,091	1,329,352	13,104	121,790	271,761	107,742
2006	24,045,337	237,730	0	11,056	78,928	24,046	50,616	478,348	906,877	101,311	183,877	0	0	1,256,586	1,266,595	12,949	129,396	263,227	103,262
2007	22,251,738	221,788	0	11,515	73,010	22,253	47,793	442,485	844,928	93,553	196,305	0	0	1,147,712	1,155,441	12,094	118,301	247,310	98,722
2008	19,625,592	201,101	0	9,383	64,485	19,626	41,527	390,817	748,918	82,202	178,430	0	0	999,217	1,006,604	11,006	102,852	222,130	82,505
2009	17,651,053	102,350	32,153	15,088	57,983	17,652	35,328	351,411	737,685	73,746	164,224	6,447	0	889,887	896,399	9,712	92,211	214,786	73,056
TOTAL	244,117,350	2,384,080	32,153	146,040	801,865	244,127	259,707	4,859,783	9,414,837	1,022,930	1,731,509	27,605	0	12,649,356	12,703,478	133,541	1,235,903	2,447,279	1,035,922

# California Authority of Racing Fairs

## Solano County Fair Distribution of 2% Location Fees from Advance Deposit Wagering (ADW)

	2000	2001	2002	2003	2004	2005	2006	2007	2008	2009	TOTAL
2% Location Fees (ADW)	0	0	37,824	62,867	80,177	105,235	110,934	123,381	113,221	115,366	749,007

# California Authority of Racing Fairs

## Cumulative Funding Disbursements to Solano County Fair (Vallejo) SWF 2000-2009

	2000	2001	2002	2003	2004	2005	2006	2007	2008	2009	TOTALS
Infotext Funds	-	-	-	-	-	-	-	-	-	-	-
Equip. Replacement Fund	3,243	2,871	225	1,669	67,983	2,294	567	544	437	23,287	103,121
SWF upgrades	72,750	-	-	-	-	-	-	-	-	-	72,750
Total Funding	75,993	2,871	225	1,669	67,983	2,294	567	544	437	23,287	175,871



# CALIFORNIA AUTHORITY OF RACING FAIRS COMMISSIONS & PROJECT FUNDING

## VENTURA COUNTY FAIR - VENTURA

(1) 2% PARI-MUTUEL COMMISSIONS (LOCATION FEES) PAID TO Ventura County Fair

(2) PROJECT FUNDING PAID THROUGH CARF TO Ventura County Fair

2000-2009

2000		2001		2002	
(1) 2% Commissions	922,351	(1) 2% Commissions	964,209	(1) 2% Commissions	993,975
(2) Project Funding	1,700	(2) Project Funding	23,931	(2) Project Funding	52,083
<b>TOTAL</b>	<b>924,051</b>	<b>TOTAL</b>	<b>988,140</b>	<b>TOTAL</b>	<b>1,046,058</b>

2003		2004		2005	
(1) 2% Commissions	1,026,213	(1) 2% Commissions	995,798	(1) 2% Commissions	958,145
(2) Project Funding	81,405	(2) Project Funding	58,648	(2) Project Funding	35,722
<b>TOTAL</b>	<b>1,107,618</b>	<b>TOTAL</b>	<b>1,054,446</b>	<b>TOTAL</b>	<b>993,867</b>

2006		2007		2008	
(1) 2% Commissions	976,951	(1) 2% Commissions	995,603	(1) 2% Commissions	890,210
(2) Project Funding	18,372	(2) Project Funding	14,743	(2) Project Funding	16,033
<b>TOTAL</b>	<b>995,323</b>	<b>TOTAL</b>	<b>1,010,346</b>	<b>TOTAL</b>	<b>906,243</b>

2009		2000-2009		<b>\$9,509,000</b> <b>Pari-Mutuel</b> <b>Comissions Paid to</b> <b>Ventura County Fair</b>
(1) 2% Commissions	784,924	(1) 2% Commissions	9,508,380	
(2) Project Funding	22,715	(2) Project Funding	325,351	
<b>TOTAL</b>	<b>807,639</b>	<b>TOTAL</b>	<b>9,833,731</b>	<b>\$326,000</b> <b>Project Funding</b> <b>Paid through CARF to</b> <b>Ventura County Fair</b>





# California Authority of Racing Fairs

## Ventura Detailed Distribution Report for Ten Year Comparison

	Handle	License Fee	CHRB Support Fee	F&E Fund	City Tax	Equine UC Davis	Workers Comp.	2% Comm. Loc. Fees	N/SCOTW inc. Expense	CMC Promotion	Vanning Stable	PFAB 509	Harness Loc. Fees	Track Comm.	Purses	Owners	Breeders Sires	To Out of State Tracks	Attendance
2000	46,363,544	867,768	0	32,390	152,188	46,365	0	922,351	1,397,963	189,673	229,225	0	0	2,417,240	2,388,135	28,700	240,812	333,250	161,381
2001	48,484,284	900,003	0	30,903	159,095	48,485	0	964,209	1,471,497	198,710	255,370	0	0	2,498,340	2,471,549	29,684	251,318	388,177	155,622
2002	45,687,264	845,393	0	25,683	149,665	45,688	0	907,058	1,385,192	186,965	305,980	0	0	2,332,186	2,305,585	27,899	236,418	394,104	151,434
2003	44,228,324	818,444	0	25,000	145,467	44,229	0	881,618	1,346,039	181,820	396,538	0	0	2,212,902	2,186,836	27,069	229,697	371,322	140,267
2004	40,936,251	749,991	0	22,595	134,038	40,937	54,652	812,349	1,246,872	166,911	371,731	4,745	0	2,043,124	2,021,289	24,618	210,250	386,565	128,141
2005	37,978,869	681,562	0	19,450	124,205	37,980	82,843	752,757	1,160,806	152,551	338,433	2,507	0	1,889,706	1,880,424	22,406	191,808	389,355	117,438
2006	38,796,856	691,692	0	17,912	126,955	38,798	84,761	769,422	1,179,686	158,612	357,376	0	0	1,924,377	1,913,035	23,669	207,483	407,383	116,714
2007	38,437,440	681,075	0	19,344	125,775	38,439	86,236	762,275	1,175,326	157,353	351,816	0	0	1,920,521	1,910,366	23,301	206,394	413,905	109,634
2008	32,830,918	592,204	0	16,330	107,858	32,832	71,762	653,682	984,620	134,381	299,760	0	0	1,639,690	1,630,696	20,345	175,721	349,196	96,429
2009	27,944,715	269,733	99,006	23,057	91,782	27,945	57,050	556,257	842,824	114,399	305,361	3,359	0	1,432,078	1,425,079	17,108	153,093	332,365	88,768
TOTAL	401,688,465	7,097,864	99,006	232,665	1,317,028	401,698	437,304	7,981,978	12,190,824	1,641,374	3,211,592	10,610	0	20,310,164	20,132,995	244,800	2,102,993	3,765,622	1,265,828

# California Authority of Racing Fairs

## Ventura County Fair Distribution of 2% Location Fees from Advance Deposit Wagering (ADW)

	2000	2001	2002	2003	2004	2005	2006	2007	2008	2009	TOTAL
2% Location Fees (ADW)	0	0	86,917	144,595	183,449	205,388	207,529	233,328	236,529	228,668	1,526,403

# California Authority of Racing Fairs

## Cumulative Funding Disbursements to Ventura County Fair (Ventura) SWF 2000-2009

	2000	2001	2002	2003	2004	2005	2006	2007	2008	2009	TOTALS
Infotext Funds	-	-	-	-	-	-	-	-	-	-	-
Equip. Replacement Fund	1,700	23,931	52,083	81,405	51,324	35,722	18,372	14,743	16,033	22,715	318,027
SWF upgrades	-	-	-	-	7,324	-	-	-	-	-	7,324
Total Funding	1,700	23,931	52,083	81,405	58,648	35,722	18,372	14,743	16,033	22,715	325,351

# CALIFORNIA AUTHORITY OF RACING FAIRS COMMISSIONS & PROJECT FUNDING

## SAN BERNARDINO COUNTY FAIR - VICTORVILLE

(1) 2% PARI-MUTUEL COMMISSIONS (LOCATION FEES) PAID TO San Bernardino County Fair

(2) PROJECT FUNDING PAID THROUGH CARF TO San Bernardino County Fair

2000-2009

2000		2001		2002	
(1) 2% Commissions	285,671	(1) 2% Commissions	286,175	(1) 2% Commissions	302,002
(2) Project Funding	7,241	(2) Project Funding	153,691	(2) Project Funding	730
<b>TOTAL</b>	<b>292,912</b>	<b>TOTAL</b>	<b>439,866</b>	<b>TOTAL</b>	<b>302,732</b>

2003		2004		2005	
(1) 2% Commissions	322,558	(1) 2% Commissions	357,715	(1) 2% Commissions	384,889
(2) Project Funding	28,017	(2) Project Funding	11,544	(2) Project Funding	58,398
<b>TOTAL</b>	<b>350,575</b>	<b>TOTAL</b>	<b>369,259</b>	<b>TOTAL</b>	<b>443,286</b>

2006		2007		2008	
(1) 2% Commissions	394,560	(1) 2% Commissions	359,625	(1) 2% Commissions	287,764
(2) Project Funding	1,140	(2) Project Funding	27,298	(2) Project Funding	2,072
<b>TOTAL</b>	<b>395,700</b>	<b>TOTAL</b>	<b>386,923</b>	<b>TOTAL</b>	<b>289,837</b>

2009		2000-2009		<b>\$3,235,000</b> <b>Pari-Mutuel</b> <b>Comissions Paid to</b> <b>San Bernardino County Fair</b>
(1) 2% Commissions	253,191	(1) 2% Commissions	3,234,149	
(2) Project Funding	40,009	(2) Project Funding	330,140	
<b>TOTAL</b>	<b>293,200</b>	<b>TOTAL</b>	<b>3,564,290</b>	<b>\$331,000</b> <b>Project Funding</b> <b>Paid through CARF to</b> <b>San Bernardino County Fair</b>



# California Authority of Racing Fairs

## Victorville Detailed Distribution Report for Ten Year Comparison

	Handle	License Fee	CHRB Support Fee	F&E Fund	City Tax	Equine UC Davis	Workers Comp.	2% Comm.		N/SCOTW inc. Expense	CMC Promotion	Vanning Stable	PFAB 509	Harness Loc. Fees	Track Comm.	Purses	Owners	Breeders Sires	To Out of State Tracks	Attendance
								Loc. Fees	Comp.											
2000	14,341,574	255,321	0	9,591	47,136	14,343	0	285,671	0	466,887	59,747	65,371	0	0	732,990	725,800	8,191	73,245	101,819	79,001
2001	14,375,784	251,379	0	8,897	47,219	14,377	0	286,175	0	477,473	60,089	69,039	0	0	722,263	718,774	8,034	73,075	111,605	78,110
2002	13,814,760	245,922	0	8,247	45,301	13,816	0	274,553	0	447,113	57,417	86,084	0	0	688,917	683,190	7,867	70,473	111,216	80,319
2003	13,983,832	244,408	0	8,772	45,992	13,985	0	278,738	0	464,045	58,550	114,564	0	0	686,002	680,390	7,822	71,172	110,744	77,412
2004	15,072,281	263,540	0	8,896	49,464	15,073	20,090	299,781	0	494,828	62,302	127,077	4,930	0	732,901	727,821	8,426	76,082	136,584	77,126
2005	15,579,114	266,109	0	8,195	51,097	15,580	33,350	309,677	0	512,137	63,691	129,001	3,294	0	764,885	764,939	8,558	77,588	150,646	74,621
2006	15,564,691	256,842	0	7,999	51,075	15,566	34,086	309,547	0	523,618	65,228	128,687	0	0	773,369	773,873	8,543	84,364	149,288	75,032
2007	13,375,631	222,658	0	6,544	43,884	13,376	29,859	265,965	0	450,246	56,084	110,152	0	0	659,120	660,169	7,309	72,820	126,611	69,660
2008	10,293,531	170,879	0	5,075	33,819	10,294	23,934	204,964	0	345,573	43,204	83,004	0	0	511,997	513,613	5,635	55,387	95,946	60,666
2009	9,094,338	79,836	29,218	7,533	29,883	9,095	20,303	181,111	0	308,622	38,077	87,348	2,899	0	465,311	467,112	4,896	49,467	92,686	57,497
TOTAL	135,495,536	2,256,894	29,218	79,748	444,871	135,506	161,622	2,696,183	0	4,490,542	564,388	1,000,326	11,122	0	6,737,754	6,715,681	75,281	703,672	1,187,146	729,444

# California Authority of Racing Fairs

## San Bernardino County Fair Distribution of 2% Location Fees from Advance Deposit Wagering (ADW)

2% Location Fees (ADW)	2000	2001	2002	2003	2004	2005	2006	2007	2008	2009	TOTAL
	0	0	27,449	43,819	57,934	75,211	85,014	93,660	82,800	72,079	537,966

# California Authority of Racing Fairs

## Cumulative Funding Disbursements to San Bernardino County Fair (Victorville) SWF 2000-2009

	2000	2001	2002	2003	2004	2005	2006	2007	2008	2009	TOTALS
Infotext Funds	-	-	-	-	-	-	-	-	-	-	-
Equip. Replacement Fund	7,241	31,526	730	1,375	7,043	39,947	1,140	26,639	2,072	20,390	138,104
SWF upgrades	-	122,165	-	26,642	4,501	18,450	-	659	-	19,619	192,037
Total Funding	7,241	153,691	730	28,017	11,544	58,398	1,140	27,298	2,072	40,009	330,140



---

# APPENDIX

---

## CALIFORNIA FAIR SATELLITE NETWORK DISTRIBUTIONS FOR THOROUGHBRED RACING DURING DAYTIME HOURS





## *California Fairs' Satellite Network*



Artist Rendering of the Alameda County Fair Satellite Wagering Facility in Pleasanton, CA

- **Map of Satellite Network Locations**
- **Facility Descriptions**
- **Pari-Mutuel Handle and Distributions  
2007 - 2008 - 2009**

Presented by: Christopher Korby, Executive Director  
California Authority of Racing Fairs  
February 2010








# Fair Satellite Wagering Facilities





# California Fairs Satellite Network

Location	Fair/Regional Description	Table/ Carrel Seating	 Food Service					 Vehicle Parking	 Viewing Displays			
			Restaurant	Deli	Grill	Catering	Beverages & Full Bar		Television	Big Screen TV's	Jumbo Screen TV's	Carrel tabletop TV's
Anderson	Shasta District Fair	240		✓	✓	✓	✓	505	12	5		
Bakersfield	Kern County Fair	600		✓		✓	✓	Unlimited	26	12	2	
Del Mar	San Diego County Fair	3,500	✓	✓		✓	✓	12,000	425	40	4	
San Mateo	San Mateo County Fair	900		✓	✓	✓	✓	Unlimited	175	10	16	
Fresno	Big Fresno Fair	600		✓	✓	✓	✓	3,000	13	16	6	
Indio	Riverside County Fair	500		✓	✓	✓	✓	400	50	10		
Lancaster	Antelope Valley Fair	450		✓	✓	✓	✓	400	60		6	120
Monterey	Monterey California Fair	332		✓	✓	✓	✓	235	18	4		8
Perris	Southern California Fair	350		✓		✓	✓	250	65	6		54
Pleasanton	Alameda County Fair	800	✓	✓	✓	✓	✓	1,500	95		10	60
Pomona	Los Angeles County Fair	1,000	✓			✓	✓	45,000	65	8		147
Sacramento	Cal Expo & State Fair	950	✓	✓	✓	✓	✓	10,140	105		15	90
San Bernardino	National Orange Show	1,400	✓	✓		✓	✓	1,500	175		14	42
San Jose	Santa Clara County Fair	132		✓		✓	✓	475	20	10		
Santa Maria	Santa Barbara County Fair	250		✓	✓	✓	✓	565	42	14		
Santa Rosa	Sonoma County Fair	600	✓	✓	✓	✓	✓	1,000	90		8	20
Stockton	San Joaquin Fair	500		✓	✓	✓	✓	750	120	14	10	
Tulare	Tulare County Fair	300		✓	✓	✓	✓	1,000	14	6		
Turlock	Stanislaus County Fair	200		✓	✓	✓	✓	1,000	12	6	6	
Vallejo	Solano County Fair	250		✓	✓	✓	✓	250	40	16		
Ventura	Ventura County Fair	600		✓	✓	✓	✓	1,700	165		14	26
Victorville	San Bernardino County Fair	350		✓	✓	✓	✓	350	26	8		

PARI-MUTUEL DISTRIBUTIONS REPORT FOR

SATELLITE FACILITIES LOCATED AT CALIFORNIA FAIRS

2009

CHIRMS Detailed Distribution Report

Date Range: 01/01/2009 - 12/31/2009

Report By: Location

Race Type: All Races

Location Types: Fairs

Hosts: All Hosts

Breed: Thoroughbreds

Locations:

All Locations

Off Track

Tracks:

All Tracks

Location	Handle	License	CHRB Support Fee	F&E	City & County Tax	N/SCOTWinc Exp. Fund	UC Davis Equine Research	Satellite Location	Van/Stable Fund	Work Comp.	CMC Promotion	PFAB509	Track Commission	Purses	Owners	Breeders/ Sires	To Out of State Tracks	Total Distributions	Attendance
Anderson	2,099,707	0	4,166	1,808	6,838	75,236	2,100	41,441	24,774	3,533	8,295	0	101,095	100,557	1,446	10,946	29,568	411,802	7,584
Bakersfield	6,674,603	0	12,425	5,252	21,769	239,927	6,675	131,933	76,588	13,582	26,474	1,715	327,161	325,764	4,469	34,678	82,228	1,310,641	33,064
Eureka	1,442,242	0	1,460	1,038	4,707	51,247	1,442	28,524	17,112	2,058	5,705	0	63,523	63,565	998	7,490	22,353	271,223	2,724
Ferridale	172,728	0	398	381	570	10,364	173	3,455	2,071	387	691	0	6,903	6,783	121	844	1,460	34,601	
Fresno	6,638,013	0	11,894	5,420	21,623	235,595	6,638	131,049	76,546	12,629	26,284	1,271	318,506	316,780	4,467	34,503	95,895	1,299,090	28,267
Fresno Club One	2,929,022	0	6,318	2,692	9,585	105,171	2,929	58,088	33,799	5,874	11,636	971	144,555	143,939	1,972	15,295	39,103	581,927	5,723
Lake Perris	13,502,685	0	49,965	11,994	44,305	364,193	13,503	268,518	163,766	30,800	53,894	1,916	668,586	660,928	9,171	73,772	134,133	2,549,445	65,786
Lancaster	13,230,943	0	48,411	11,970	43,425	358,312	13,231	263,181	159,697	28,102	52,796	3,189	673,898	666,673	8,943	72,164	151,670	2,555,662	63,719
Monterey	6,455,496	0	11,825	4,146	21,056	226,746	6,456	127,611	74,015	11,304	25,569	2,453	323,494	321,802	4,319	33,980	102,167	1,296,541	27,486
Pleasanton	35,393,360	0	71,261	31,549	115,988	1,273,014	35,394	702,957	412,095	66,013	140,771	8,172	1,697,129	1,691,097	24,049	185,105	459,182	6,913,775	117,055
Pomona	47,180,771	0	195,825	39,275	155,012	1,210,381	47,181	939,467	573,077	105,411	188,168	11,601	2,426,358	2,399,074	32,092	259,598	489,973	9,072,494	165,023
Sacramento	24,479,836	0	46,900	21,043	79,984	885,604	24,480	484,752	280,263	46,032	97,776	684	1,093,812	1,090,318	16,355	127,825	339,679	4,635,509	97,970
San Bernardino	26,306,624	0	95,667	24,355	66,367	715,518	26,307	523,437	318,068	60,824	105,074	4,542	1,328,615	1,314,121	17,812	143,564	279,318	5,043,590	136,508
San Jose	30,113,338	0	59,767	26,498	98,849	1,105,664	30,114	599,082	347,779	59,062	119,970	11,521	1,487,915	1,482,022	20,292	157,056	400,947	6,006,538	125,769
San Mateo County	71,996,382	0	149,569	67,578	236,545	2,653,283	71,997	1,433,608	841,091	137,324	286,803	20,999	3,507,760	3,495,884	49,076	376,432	926,899	14,254,847	207,626
Santa Barbara	5,092,580	0	17,554	4,732	16,632	134,917	5,093	100,799	62,735	10,343	20,181	0	256,950	253,564	3,513	27,732	73,443	988,188	16,497
Santa Maria	5,251,315	0	19,522	4,757	17,185	137,163	5,252	104,151	64,996	10,887	20,830	105	263,924	260,340	3,640	28,737	61,943	1,003,431	15,045
Santa Rosa	10,420,797	0	20,312	9,096	33,915	362,121	10,421	205,542	120,371	19,756	41,145	2,676	499,183	498,096	7,025	54,251	142,701	2,026,611	54,299
Shallimar (Indio)	6,325,869	0	19,589	4,755	20,685	166,518	6,326	125,359	77,759	14,832	25,117	44	323,961	319,864	4,354	34,422	73,796	1,217,380	26,981
Stockton	16,398,362	0	34,707	16,435	53,752	596,577	16,399	325,769	189,797	32,687	65,282	4,639	800,814	798,022	11,075	85,675	211,377	3,243,007	75,479
Surfside Race Place	52,086,933	0	145,702	30,495	170,500	1,383,415	52,087	1,033,330	636,458	110,638	206,764	9,131	2,440,663	2,408,135	35,642	282,289	615,299	9,560,558	167,273
Tulare	3,317,738	0	6,673	3,065	10,838	119,669	3,318	65,684	39,232	5,372	13,143	108	151,680	150,885	2,289	17,337	45,549	634,844	13,927
Turlock	8,098,763	0	17,090	7,611	26,502	296,919	8,099	160,619	95,857	13,146	32,138	324	394,061	392,000	5,593	42,343	122,094	1,614,394	28,129
Vallejo	14,124,551	0	28,775	13,779	46,345	526,094	14,125	280,881	162,967	28,830	56,217	6,447	697,972	695,071	9,509	73,492	183,364	2,823,868	60,269
Ventura	24,844,298	0	95,667	21,542	81,551	661,038	24,845	494,248	303,847	51,243	99,022	3,359	1,267,564	1,252,365	17,016	136,106	305,150	4,814,563	77,759
Victorville	7,248,843	0	27,284	6,899	23,793	199,498	7,249	144,201	86,774	16,608	28,897	2,899	368,356	364,652	4,859	39,420	77,835	1,399,204	47,111
(Total: 27 records)	441,825,799	0	1,198,698	378,165	1,448,319	14,094,184	441,837	8,777,686	5,241,546	897,276	1,758,641	98,766	21,634,439	21,472,301	300,097	2,354,655	5,467,125	85,563,734	1,667,073

\$14.1 Million

NCOTWinc. & SCOTWinc.

Expense Fund

\$21.6 Million

Track Commissions

\$21.4 Million

to Purses

\$2.4 Million

Breeders & Sires Programs

\$85.6 Million

in Total Industry

Distributions

In 2009, 1,667,073 patrons visited Fair Satellite Wagering Facilities and bet \$441.8 million, contributing \$85.6 million to the CA racing industry.

# PARI-MUTUEL DISTRIBUTIONS REPORT FOR SATELLITE FACILITIES LOCATED AT CALIFORNIA FAIRS 2008

## CHRIMS Detailed Distribution Report

Date Range: 01/01/2008 - 12/31/2008  
Report By: Location

Race Type: All Races  
Location Types: Fairs

Hosts: All Hosts  
Breeds: Thoroughbreds

Locations: All Locations  
On/Off: Off Track

Tracks: All Tracks

Location	Handle	License	City & County Tax	N/SCOTWinc Exp. Fund	UC Davis Equine Research	Satellite Location	Van/Stable Fund	Work Comp	CMC Promotion	Track Commission	Purses	Owners	Breeders/ Sires	To Out of State Tracks	Total Distributions	Attendance
Anderson	2,378,571	28,930	7,740	77,237	2,379	46,912	26,936	4,534	9,387	115,728	115,237	1,639	12,328	30,968	479,956	8,189
Bakersfield	7,279,476	87,555	23,771	243,636	7,280	144,066	80,477	14,998	29,025	357,264	356,099	4,894	37,756	84,119	1,470,940	32,761
Eureka	1,878,261	23,313	6,140	57,213	1,879	37,214	21,420	2,993	7,443	88,175	88,207	1,302	9,852	28,061	373,212	3,887
Ferrdale	192,524	1,531	635	11,551	193	3,850	2,212	446	770	7,439	7,306	135	924	1,453	38,447	
Fresno	8,961,003	106,501	29,233	294,494	8,961	177,168	100,146	18,116	35,589	432,548	430,451	6,092	46,385	115,028	1,800,713	31,950
Fresno Club One	2,696,150	32,189	8,855	91,234	2,697	53,669	30,008	5,920	10,811	133,158	132,816	1,824	14,053	30,849	548,081	5,493
Lake Perris	17,566,696	357,452	57,671	473,013	17,567	349,520	176,784	41,970	70,256	852,053	841,849	11,987	93,751	153,945	3,497,818	75,215
Lancaster	14,965,410	301,072	49,123	404,961	14,966	297,714	149,945	32,765	59,903	734,253	725,909	10,168	79,821	153,033	3,013,634	75,343
Monterey	10,118,537	118,687	33,130	368,091	10,119	200,787	113,059	17,991	40,372	478,663	475,632	6,877	52,131	150,050	2,065,590	30,417
Pleasanton	40,025,036	488,559	131,280	1,286,378	40,025	795,636	449,601	82,211	159,845	1,970,419	1,968,418	27,345	209,536	456,075	8,065,328	129,350
Pomona	47,778,698	973,174	157,037	1,221,634	47,779	951,738	481,214	111,757	191,261	2,387,339	2,359,255	32,672	256,421	458,799	9,630,080	151,415
Sacramento	28,538,753	343,489	93,336	940,830	28,539	565,673	314,596	57,649	114,084	1,286,742	1,285,158	19,133	148,495	353,659	5,551,384	110,890
San Bernardino	32,262,038	647,499	105,956	875,246	32,262	642,160	323,886	75,860	129,185	1,585,213	1,567,057	21,948	172,140	314,837	6,493,248	142,907
San Jose	37,217,103	446,124	122,282	1,281,388	37,217	741,104	416,150	73,854	149,118	1,812,915	1,808,126	25,311	193,758	465,383	7,572,730	124,951
San Mateo	27,204,748	319,458	89,107	889,462	27,205	540,043	305,523	55,321	108,506	1,346,232	1,342,846	18,553	141,576	313,078	5,496,911	89,266
Santa Barbara	6,718,134	135,933	21,986	178,131	6,718	133,246	68,161	14,704	26,711	326,981	322,691	4,621	35,778	78,875	1,354,534	22,386
Santa Maria	6,079,864	124,038	19,930	161,927	6,080	120,790	61,843	12,564	24,212	290,456	286,561	4,190	32,426	63,195	1,208,213	20,342
Santa Rosa	12,454,092	151,965	40,645	397,094	12,454	246,334	139,133	25,449	49,496	607,660	606,926	8,462	64,882	150,399	2,500,898	63,165
Shalimar (Indio)	7,239,549	148,349	23,712	190,146	7,240	143,706	74,019	18,485	28,793	361,790	357,080	4,993	38,621	68,965	1,465,899	28,625
Stockton	20,194,698	246,032	66,240	660,474	20,195	401,456	225,927	41,174	80,733	991,421	990,075	13,742	105,531	239,948	4,082,948	85,941
Surfside Race Place	64,078,779	1,292,925	209,956	1,695,745	64,079	1,272,459	647,542	146,130	255,144	3,062,067	3,021,268	44,080	341,761	663,916	12,717,072	196,795
Tulare	3,614,488	44,078	11,805	119,916	3,615	71,542	40,956	6,262	14,327	168,186	167,407	2,491	18,768	46,653	716,004	17,562
Turlock	9,299,765	112,868	30,459	306,790	9,300	184,602	105,722	16,838	36,964	460,337	458,310	6,431	48,476	127,097	1,904,193	32,840
Vallejo	15,856,784	191,530	52,048	522,889	15,857	315,440	176,967	33,933	63,485	796,592	793,944	10,763	82,847	191,901	3,248,196	68,256
Ventura	29,437,699	589,470	96,660	785,231	29,438	585,817	298,355	65,056	117,560	1,459,766	1,441,547	20,226	157,263	320,619	5,967,007	84,903
Victorville	8,271,938	164,917	27,148	225,815	8,272	164,533	82,496	19,590	33,149	408,308	403,956	5,589	44,078	80,704	1,668,556	50,320
(Total: 26 records)	462,308,792	7,477,639	1,515,887	13,760,527	462,318	9,187,179	4,913,077	996,569	1,846,129	22,521,705	22,354,130	315,467	2,439,358	5,141,607	92,931,590	1,685,407

**\$13.7 Million**  
NCOTWinc. & SCOTWinc.  
Expense Fund

**\$22.5 Million**  
Track Commissions

**\$22.4 Million**  
to Purses

**\$2.4 Million**  
Breeders & Sires  
Programs

**\$92.9 Million**  
in Total Industry  
Distributions

In 2008, 1,685,407 patrons visited Fair Satellite Wagering Facilities and bet \$462.3 million, contributing \$92.9 million to the CA racing industry.

# PARI-MUTUEL DISTRIBUTIONS REPORT FOR SATELLITE FACILITIES LOCATED AT CALIFORNIA FAIRS 2007

## CHIRMS Detailed Distribution Report

Date Range: 01/01/2007 - 12/31/2007  
Report By: Location

Race Type: All Races  
Location Types: Fairs

Hosts: All Hosts  
Breed: Thoroughbreds

Locations: All Locations  
On/Off: Off Track

Tracks: All Tracks

Location	Handle	License	City & County Tax	N/SCOTWinc Exp. Fund	UC Davis Equine Research	Satellite Location	Van/Stable Fund	Work Comp	CMC Promotion	Track Commission	Purses	Owners	Breeders/ Sires	To Out of State Tracks	Total Distributions	Attendance
Anderson	2,750,947	33,367	8,925	86,007	2,751	54,089	31,044	5,432	10,823	137,686	137,043	1,889	14,268	37,026	560,350	8,314
Bakersfield	8,115,501	96,943	26,490	262,463	8,116	160,545	90,102	17,478	32,301	404,587	403,115	5,485	42,222	91,909	1,641,756	35,953
Eureka	1,912,128	23,464	6,214	54,700	1,912	37,660	21,644	3,622	7,533	94,600	93,998	1,317	10,016	28,912	385,591	4,296
Femdale	189,898	1,473	627	11,394	190	3,798	2,183	477	760	7,352	7,221	133	912	1,235	37,753	
Fresno	9,396,103	110,259	30,561	294,590	9,397	185,219	104,735	19,048	37,197	460,730	458,608	6,376	48,689	120,796	1,886,205	34,259
Fresno Club One	4,243,999	51,297	13,921	137,311	4,244	84,371	47,595	8,914	16,954	211,248	210,377	2,897	22,204	50,917	862,251	6,151
Lake Perris	20,259,128	411,188	66,260	544,813	20,260	401,577	208,504	46,521	80,724	971,238	999,537	13,769	107,691	193,628	4,025,711	84,566
Lancaster	17,813,777	358,938	58,332	477,872	17,814	353,530	183,353	39,132	71,085	865,841	855,653	12,108	94,837	186,874	3,575,369	84,322
Monterey	11,426,532	136,454	37,351	383,005	11,427	226,366	127,433	19,873	45,510	537,475	534,484	7,757	59,340	166,601	2,293,076	32,408
Pleasanton	45,986,863	555,862	150,344	1,441,641	45,987	911,174	514,856	93,935	183,023	2,264,569	2,261,695	31,339	240,483	533,480	9,228,390	140,711
Pomona	58,957,780	1,205,037	193,286	1,499,580	58,958	1,171,429	610,169	137,098	235,294	2,913,085	2,877,855	40,294	315,681	582,053	11,839,820	171,176
Sacramento	35,104,301	420,425	114,630	1,165,178	35,105	694,725	387,202	69,641	140,011	1,685,499	1,683,687	23,569	182,255	434,082	7,036,009	125,792
San Bernardino	36,067,703	725,335	118,105	973,246	36,069	715,790	370,843	84,051	143,963	1,757,708	1,737,264	24,490	191,918	361,742	7,240,524	157,752
San Jose	40,281,500	478,739	132,112	1,304,829	40,282	800,677	450,233	78,467	161,019	1,977,486	1,972,195	27,405	210,697	515,487	8,149,628	123,033
Santa Barbara	9,078,634	182,417	29,688	241,760	9,079	179,924	94,402	19,285	36,075	438,374	432,616	6,234	48,290	110,421	1,828,566	24,381
Santa Maria	6,896,280	140,752	22,511	182,327	6,897	136,432	71,483	14,176	27,364	326,697	322,390	4,721	36,635	74,716	1,367,099	22,826
Santa Rosa	14,772,858	178,976	48,077	443,228	14,774	291,375	164,411	31,350	58,547	734,518	733,633	10,008	77,175	179,845	2,965,917	65,460
Shalimar (Indio)	9,470,832	192,624	30,853	247,260	9,471	186,990	98,236	24,202	37,480	474,710	468,657	6,487	50,256	98,891	1,926,117	33,799
Stockton	21,543,607	280,535	70,500	673,007	21,544	427,275	240,130	45,271	85,938	1,080,241	1,078,732	14,617	112,818	252,538	4,363,144	92,298
Surfside Race Place	71,343,324	1,444,245	232,179	1,883,133	71,344	1,407,147	738,292	163,599	282,136	3,371,519	3,326,319	48,755	377,801	781,019	14,127,487	228,136
Tulare	4,268,785	51,459	13,924	138,285	4,269	84,389	48,262	7,828	16,900	200,523	199,608	2,938	22,189	55,848	846,392	19,995
Turlock	9,831,525	118,310	32,160	309,961	9,832	194,910	111,557	17,774	39,027	491,106	488,720	6,790	51,423	137,189	2,008,759	35,236
Vallejo	17,493,465	210,216	57,308	560,003	17,494	347,320	194,794	38,704	69,892	884,616	881,735	11,857	91,490	211,173	3,576,601	77,277
Ventura	33,830,173	675,438	110,571	903,719	33,831	670,130	350,353	77,645	134,480	1,672,093	1,651,252	23,137	179,803	374,069	6,856,521	94,842
Victorville	10,669,615	214,435	34,955	290,212	10,670	211,845	109,447	24,249	42,636	517,262	511,394	7,228	56,763	106,215	2,137,310	55,954
(Total: 25 records)	501,705,256	8,278,187	1,639,885	14,509,495	501,719	9,938,685	5,371,264	1,087,771	1,996,675	24,480,763	24,287,787	341,599	2,645,855	5,686,664	100,766,348	1,758,937

**\$14.5 Million**  
NCOTWinc. & SCOTWinc.  
Expense Fund

**\$24.5 Million**  
Track Commissions

**\$24.3 Million**  
to Purses

**\$2.6 Million**  
Breeders & Sires  
Programs

**\$100.8 Million**  
in Total Industry  
Distributions

In 2007, 1,758,937 patrons visited Fair Satellite Wagering Facilities and bet \$501.7 million, contributing \$100.8 million to the CA racing industry.



# Fair Satellite Wagering Facilities

